



Republic of the Philippines
SOCIAL SECURITY SYSTEM

MY.SSS MEMBER REGISTRATION

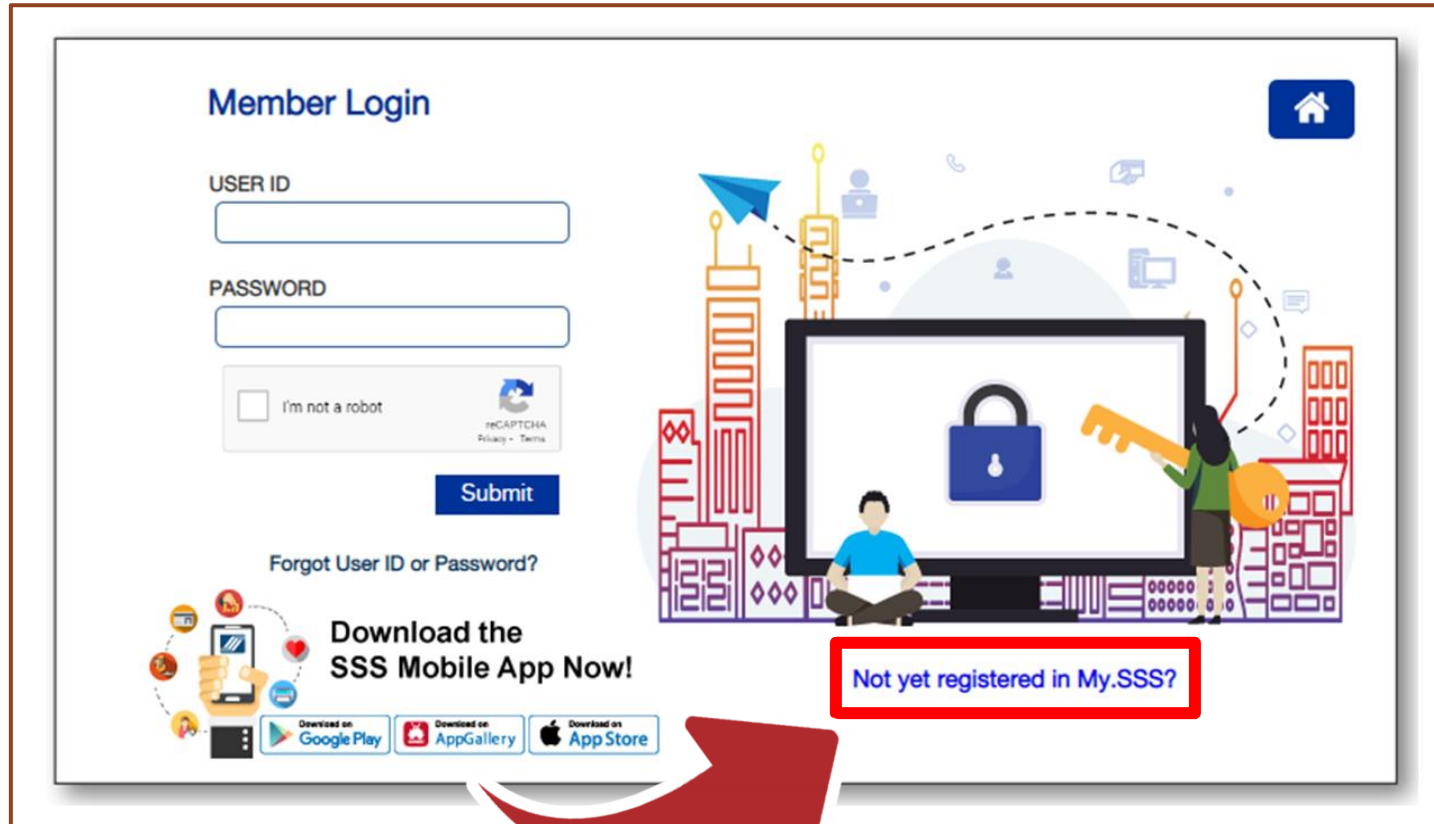
**A Guide on How to REGISTER AND CREATE A My.SSS
Member Account in the SSS website
(www.sss.gov.ph)**

1



Click on
“Member” under
“Portals”

2



The screenshot shows the 'Member Login' page of the My.SSS system. It includes input fields for 'USER ID' and 'PASSWORD', a reCAPTCHA checkbox labeled 'I'm not a robot', and a blue 'Submit' button. Below the login fields is a link for 'Forgot User ID or Password?'. At the bottom, there is a promotional banner for the 'SSS Mobile App' with download links for Google Play, AppGallery, and the App Store. A red rectangular box highlights the link 'Not yet registered in My.SSS?' located below the app promotion. A large red arrow points from this box towards the right side of the slide.

Member Login

USER ID

PASSWORD

☐ I'm not a robot

Submit

Forgot User ID or Password?

Download the SSS Mobile App Now!

Download on Google Play | Download on AppGallery | Download on App Store

Not yet registered in My.SSS?

Click on “Not yet registered in My.SSS?”

Reminders

Reminders

1. Please be ready with your chosen information which will be required in your Web registration. Your chosen information for Web registration should have been duly reported to SSS to ensure successful registration.

- Savings Account Number / Citibank Cash Card / UBP Quick Card / UMID - ATM Saving Account Number Registered in SSS
- Mobile Number Registered in SSS
- UMID CARD
 - UMID CARD Pin Code
 - Mother's Maiden Name reported in the E6 - UMID Card Application Form
- Employer ID Number / Household Employer ID Number
- Paid Payment Reference Number / SBR No. / Payment Receipt Transaction Number
- Date of Loan with Existing Loan Balance
- Transaction Number shown in your Personal Record/Unified Multi-Purpose ID (UMID) Application (E-1/E-6) (for those who applied online for SS number from December 10, 2020 onwards)
- Check Number of any monthly pension received from SSS

2. You may use your Savings Account Number as Web registration information provided that the same is posted in SSS records (e.g. being used in crediting your pension).

3. Your mobile number must have already been registered in SSS through your submitted Personal Record (Form E1) or Member's Data Change Request Form (Form E4).

4. If you have not yet been issued a UMID Card, do not select "UMID CARD" as registration information, otherwise, you will have a failed Web registration. Likewise, entering your mother's maiden name will result in unsuccessful Web registration if you have not yet been issued a UMID Card.


5. You may use your Payment Reference Number (PRN) in your Web registration provided that it is already paid and posted in SSS records.

6. If your last name/given name/middle name exceeds fifteen (15) characters, continue encoding until the last letter or character being allowed by the input fields.

7. Also check your Spam/Junk folder for the email from the SSS Website on the outcome of your Web registration.

Proceed

Read the Reminders



4

5. You may use your Payment Reference Number (PRN) in your Web registration provided that it is already paid and posted in SSS records.
6. If your last name/given name/middle name exceeds fifteen (15) characters, continue encoding until the last letter or character being allowed by the input fields.
7. Also check your Spam/Junk folder for the email from the SSS Website on the outcome of your Web registration.

☐ *I certify that I have read and understood the foregoing reminders on SSS Web registration.*

Proceed

Certify that you have read and understood the Reminders then proceed with the registration

5

Republic of the Philippines Social Security System

Online Member User ID Registration

*** Required Field**

Please supply the following Information as reported to Social Security System

* CRN / SS Number :

Kindly inform your network administrator not to block mail from sss.gov.ph

* Email Address :

* Confirm Email Address :

Length must be 8-20 characters. First character must be alphabetic. No special characters except underscore (Ex. Juan_Cruz1234)

* Preferred User ID :

* Confirm Preferred User ID :

Fill up the required fields:

- CRN / SS Number
- Email Address
- Preferred User ID

6

Republic of the Philippines Social Security System

Online Member User ID Registration


The following characters are not allowed: # % () \ - ' " | | & & * */





* Surname/Last Name	:	<input type="text"/>
* Given Name	:	<input type="text"/>
Middle Name	:	<input type="text"/>
* Date of Birth	:	<input type="text"/>

Fill up the required fields:

- Surname
- Given Name
- Middle Name
- Date of Birth

7

 Republic of the Philippines
SOCIAL SECURITY SYSTEM

 SSSPh  PHLSSS  MYSSSPH 

Mailing Address (Philippine Address)

Room / Floor / Unit No. & Building Name :

House / Lot & Block No. :

Street :

Subdivision :

☒ Metro Manila ☐ Province

City/Municipality : ▼

Barangay : ▼

Postal code :

Foreign Mailing Address

Address :

City :

Zip :

Country : ▼

Scroll down and continue to fill up the required field:

- Mailing Address
- Foreign Mailing Address

REGISTRATION INFORMATION OPTIONS

Republic of the Philippines
SOCIAL SECURITY SYSTEM

f SSSPh t PHLSSS


Address :

City :

Zip :

Country :

* Registration Preference:

☐ I'm not a robot 

Select one (1) registration information option:

Select One ▼

Select One

Savings Account Number / Citibank Cash Card / UBP Quick Card / UMID - ATM Saving Account Number Registered in SSS

Mobile Number Registered in SSS

UMID CARD

Employer ID Number / Household Employer ID Number

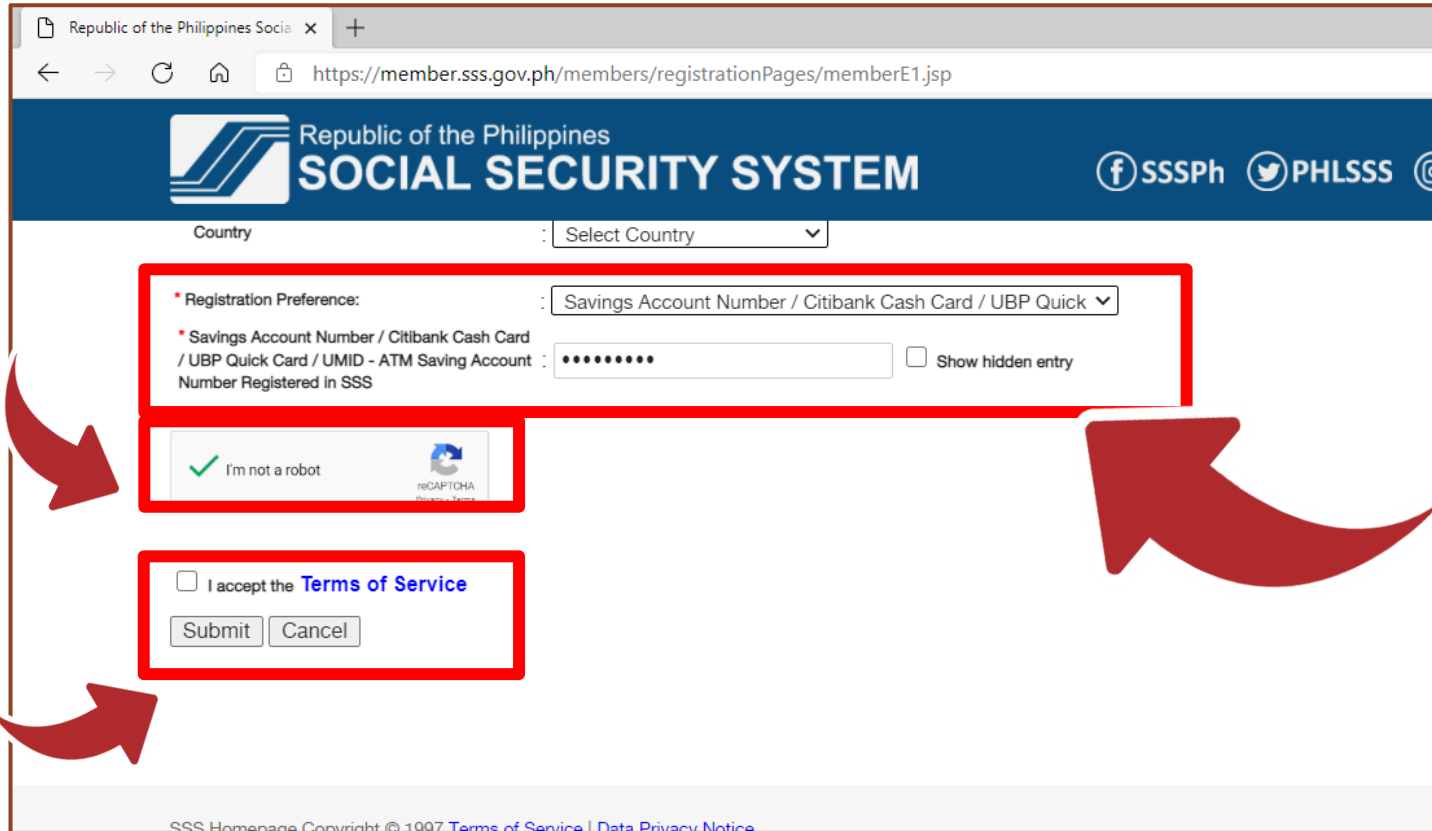
Paid Payment Reference Number / SBR No. / Payment Receipt Transaction Number

Date of Loan with Existing Loan Balance

Transaction Number shown in your Personal Record/Unified Multi-Purpose ID (UMID) Application (E-1/E-6) (for those who applied online for SS number from December 10, 2020 onwards)

Check Number of any monthly pension of retiree/disability pensioner who is receiving the pension benefit through check

8.1



The screenshot shows the SSS Member Registration Page. A red box highlights the "Registration Preference" dropdown menu, which is set to "Savings Account Number / Citibank Cash Card / UBP Quick". Another red box highlights the "Savings Account Number / Citibank Cash Card / UBP Quick Card / UMID - ATM Saving Account Number Registered in SSS" input field, which contains a masked number (seven dots). A third red box highlights the "Show hidden entry" checkbox. A fourth red box highlights the "I'm not a robot" CAPTCHA area. A fifth red box highlights the "I accept the Terms of Service" checkbox and the "Submit" and "Cancel" buttons. Red arrows point from the text on the right to these specific elements.

Republic of the Philippines Social Security System

Country : Select Country

* Registration Preference: Savings Account Number / Citibank Cash Card / UBP Quick

* Savings Account Number / Citibank Cash Card / UBP Quick Card / UMID - ATM Saving Account Number Registered in SSS : ☐ Show hidden entry

☒ I'm not a robot

☐ I accept the [Terms of Service](#)

SSS Homepage Copyright © 1997 [Terms of Service](#) | [Data Privacy Notice](#)

Option 1 - Savings Account Number / Citibank Cash Card / UBP Quick Card / UMID - ATM Saving Account Number Registered in SSS

Encode the Savings Account Number / Citibank Cash Card / UBP Quick Card / UMID - ATM Saving Account Number you registered in SSS. To view, click “Show hidden entry”

Then, answer the CAPTCHA, click the box before “I accept the Terms of Service”, and click “Submit”.

8.2

The screenshot shows the 'Republic of the Philippines SOCIAL SECURITY SYSTEM' registration page. The browser address bar displays 'https://member.sss.gov.ph/members/registrationPages/memberE1.jsp'. The page features a blue header with the SSS logo and social media links for SSSPh and PHLSS. Below the header, there is a 'Country' dropdown menu set to 'Select Country'. A red box highlights the 'Registration Preference' section, which includes a dropdown menu set to 'Mobile Number Registered in SSS' and an empty text input field for the mobile number. Below this, another red box highlights the CAPTCHA section, which includes a green checkmark, the text 'I'm not a robot', and a reCAPTCHA logo. A third red box highlights the 'Terms of Service' section, which includes a checked checkbox, the text 'I accept the Terms of Service', and 'Submit' and 'Cancel' buttons. Red arrows point from the text on the right to these three sections.

Republic of the Philippines Social Security System

Country : Select Country

* Registration Preference: Mobile Number Registered in SSS

* Mobile Number Registered in SSS

I'm not a robot

I accept the [Terms of Service](#)

Submit Cancel

Option 2 - Mobile Number Registered in SSS

Encode the Mobile Number you registered in SSS

Then, answer the CAPTCHA, click the box before “I accept the Terms of Service”, and click “Submit”.

8.3


Country :

* Registration Preference: :

* UMID CARD Pin Code: : ☐ Show hidden entry
UMID Card must have been activated in the SSS Information Terminal located at SSS Branches

--- OR ---

* Mother's Maiden Name reported in the E6 - UMID Card Application Form: :

☒ I'm not a robot 

☒ I accept the [Terms of Service](#)

SSS Homepage Copyright © 1997 [Terms of Service](#) | [Data Privacy Notice](#)
SSS Building East Avenue, Diliman Quezon City, Philippines

For comments, concerns and inquiries contact:
SSS Hotline: 1455
Toll-Free No.: 1-800-10-2255777
SSS Email: member_relations@sss.gov.ph
SSS Facebook: <https://www.facebook.com/SSSPH>

International Toll-Free Nos.:
Asia
Hongkong: 001-800-0225-5777
Singapore: 001-800-0225-5777
Malaysia: 00-800-0225-5777
Taiwan: 00-800-0225-5777
Brunei: 801-4275

Middle East
Qatar: 00800-100-260
UAE: 800-0630-0038
Saudi Arabia: 800-863-0022
Bahrain: 8000-6094

Europe
Italy: 00-800-0225-5777
UK: 00-800-0225-5777

Option 3 - UMID CARD

Encode your 6-digit UMID Card PIN or Mother's Maiden Name reported in your UMID Card application, as applicable.

Then, answer the CAPTCHA, click the box before “I accept the Terms of Service”, and click “Submit”.

8.4

Republic of the Philippines Social Security System

Country: Select Country

*Registration Preference: Employer ID Number / Household Employer ID Number

*Employer ID Number / Household Employer ID Number

I'm not a robot

☒ I accept the [Terms of Service](#)

Submit Cancel

SSS Homepage Copyright © 1997 [Terms of Service](#) | [Data Privacy Notice](#)
SSS Building East Avenue, Diliman Quezon City, Philippines

Option 4 - Employer ID Number / Household Employer ID Number

Encode the Employer ID Number / Household Employer ID Number of any of your current or previous employer.

Then, answer the CAPTCHA, click the box before “I accept the Terms of Service”, and click “Submit”.

8.5

Republic of the Philippines Social Security System

Country: Select Country

* Registration Preference: Paid Payment Reference Number / SBR No. / Payment Receipt Transaction Number

* Paid Payment Reference Number / SBR No. / Payment Receipt Transaction Number

I'm not a robot

☒ I accept the [Terms of Service](#)

Submit Cancel

SSS Homepage Copyright © 1997 [Terms of Service](#) | [Data Privacy Notice](#)
SSS Building East Avenue, Diliman Quezon City, Philippines

Option 5 - Paid Payment Reference Number / SBR No. / Payment Receipt Transaction Number

Encode the Paid Payment Reference Number / SBR No. / Payment Receipt Transaction Number of any of your contribution payments.

Then, answer the CAPTCHA, click the box before “I accept the Terms of Service”, and click “Submit”.

8.6

Republic of the Philippines Social Security System

Registration Preference: : Date of Loan with Existing Loan Balance

Date of Loan with Existing Loan Balance : MM/DD/YYYY

☐ I'm not a robot

☐ I accept the [Terms of Service](#)

Submit Cancel

Option 6 - Date of Last Loan with Existing Loan Balance

Encode the Date of Last Loan with Existing Loan Balance.

Then, answer the CAPTCHA, click the box before “I accept the Terms of Service”, and click “Submit”.

8.7

Republic of the Philippines Social Security System

Country : Select Country

* Registration Preference: : Transaction Number shown in your Personal Record/Unified

* Transaction Number shown in your Personal Record/Unified Multi-Purpose ID (UMID) Application (E-1/E-6) (for those who applied online for SS number from December 10, 2020 onwards) :

I'm not a robot

☒ I accept the [Terms of Service](#)

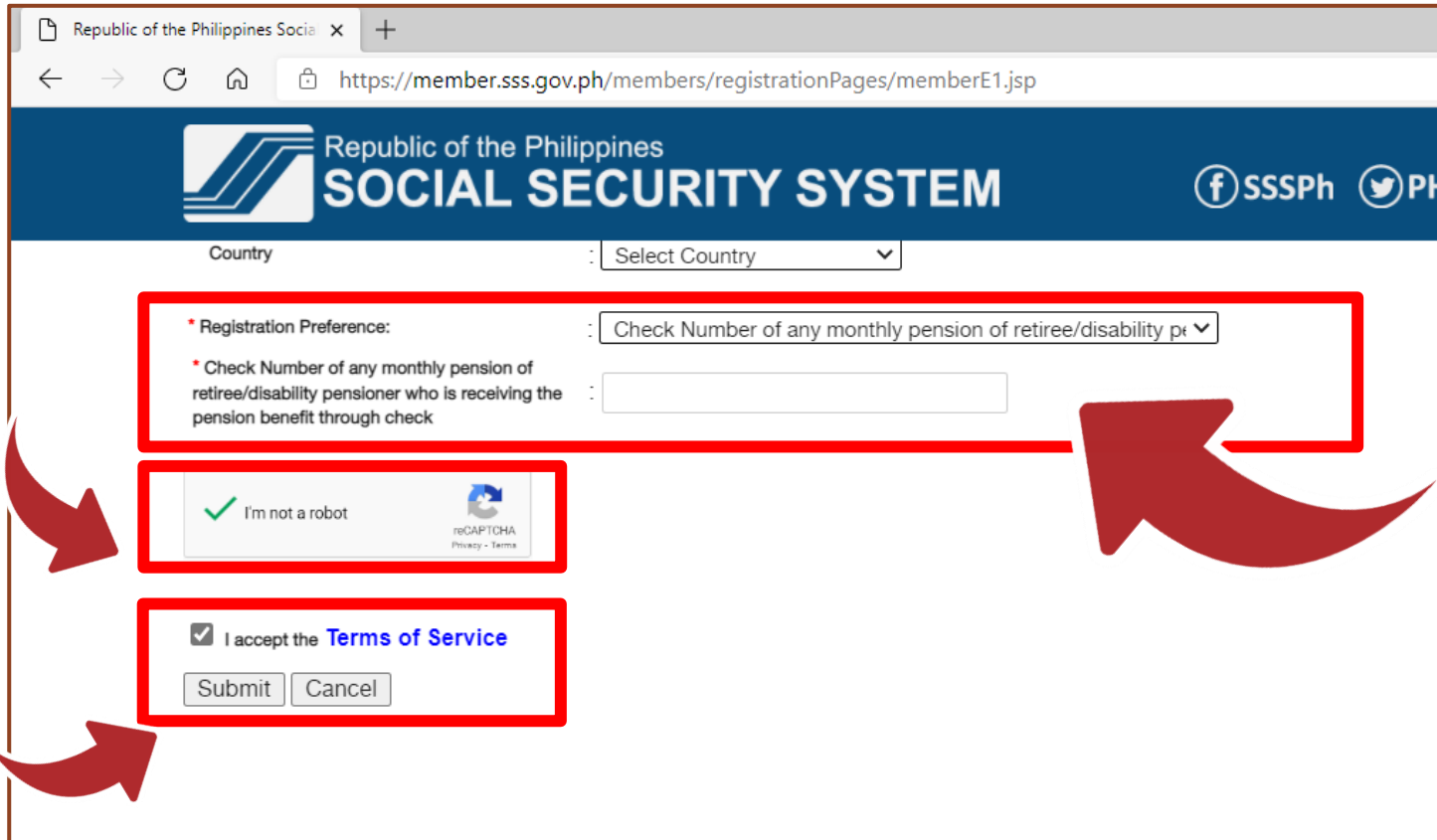
Submit Cancel

Option 7 - Transaction Number shown in your Personal Record/Unified Multi-Purpose ID (UMID) Application (E-1/E-6)

Encode the Transaction Number shown in your Personal Record/Unified Multi-Purpose ID (UMID) Application (E-1/E-6) (for those who applied online for SS number from December 10, 2020 onwards).

Then, answer the CAPTCHA, click the box before “I accept the Terms of Service”, and click “Submit”.

8.8



Republic of the Philippines Social Security System

Country : Select Country

* Registration Preference: : Check Number of any monthly pension of retiree/disability pensioner who is receiving the pension benefit through check

* Check Number of any monthly pension of retiree/disability pensioner who is receiving the pension benefit through check :

☒ I'm not a robot

☒ I accept the [Terms of Service](#)

Submit Cancel

Option 8 - Check Number of any monthly pension of retiree/disability pensioner

Encode the Check Number of any monthly pension of retiree/disability pensioner who is receiving the pension benefit through check.

Then, answer the CAPTCHA, click the box before “I accept the Terms of Service”, and click “Submit”.

Dear Ms./Mr. _____,

Thank you for registering in the SSS Website.

We would like to inform you of your User ID: _____

Please activate your My.SSS Member account and provide your preferred password by [clicking here](#). Ensure to provide a strong and secure password by using a mix of letters (uppercase and lowercase) and numbers and do not use your personal information.

PLEASE PROTECT YOUR ACCOUNT INFORMATION. You assume full responsibility for maintaining the confidentiality of your User ID and Password and for all transactions made using your My.SSS account.

The SSS shall not be held liable for any activities arising from access or use of your account, whether such access or use was with or without authority granted by you as account holder.


Please be reminded also to log out from your account at the end of each session.

Should you need assistance, please email onlineserviceassistance@sss.gov.ph, indicating your Common Reference Number (CRN)/SS Number and complete name.

If you did not register in the SSS Website, please notify us through email.


This is a system-generated e-mail. Please do not reply.

This email will be sent to your registered email address.



Click “clicking here” to be directed to the password setup page.

9


 Republic of the Philippines
SOCIAL SECURITY SYSTEM

[f SSSPh](#) [t PHLSSS](#) [@MYSSSPH](#) [MySSSPhilippines](#)

Set Password Page

To activate your My.SSS account and nominate your preferred password, please provide the **last 6 digits of your CRN / SS Number** you entered in My.SSS registration.

Encode the last 6 digits of your CRN / SS Number then click “Submit”.

 Republic of the Philippines
SOCIAL SECURITY SYSTEM

Facebook icon SSSPh Twitter icon PHLSSS Instagram icon MYSSSPH YouTube icon MySSSPPhilippines

Set Password Page

The length must be 8-20 alpha - numeric characters. First character must be alphabetic.
No special characters. Password must be different from your User ID. (Ex. JDCruz08)

* Preferred Password :

* Confirm Preferred Password :

Encode your preferred password.

- ▶ The length must be 8-20 alpha - numeric characters.
- ▶ First character must be alphabetic.
- ▶ No special characters.
- ▶ Password must be different from your User ID.
- ▶ Sample: JDCruz08

Upon clicking submit, you will be directed to your account page



The screenshot displays the SSS Social Security System member homepage. At the top, the header includes the SSS logo, the text "Republic of the Philippines SOCIAL SECURITY SYSTEM", and social media links for Facebook (SSSPH), Twitter (PHLSSS), Instagram (MYSSSPH), and YouTube (MySSSPhilippines). Below the header, the member's name "JUAN DELA CRUZ" is shown, followed by their SS Number "34-1234567-8" and CRN Number "0111-1234567-8". The member is identified as a "Voluntary Member". A notification states "Your password will expire on Dec 21, 2020". A navigation menu is visible, with "HOME" highlighted. A large red arrow points from the text "View your account's home page" to the "HOME" link in the navigation menu.

Republic of the Philippines
SOCIAL SECURITY SYSTEM

f SSSPH t PHLSSS @ MYSSSPH v MySSSPhilippines

JUAN DELA CRUZ
SS Number **34-1234567-8**
CRN Number **0111-1234567-8**
Voluntary Member

Your password will expire on Dec 21, 2020

HOME MEMBER INFO INQUIRY E-SERVICES PAYMENT REFERENCE NUMBER(PRN) RTPL PRN LOGOUT

- Benefit Re-disbursement Module
- Disbursement Account Enrollment Module
- Apply for Salary Loan
- Apply for Calamity Loan – ST Rolly, TY Quinta & TY Ulysses
- Apply for Unemployment Benefit
- Apply for Pension Loan
- Request for Member Data Change (Simple Correction)
- Request Records
- Submit Maternity Notification
- Submit Retirement Application
- Submit Funeral Claim Application
- Simulated Retirement Calculator
- PESO Fund
- Flex Fund

SSS Homepage Copyright © 1997 [Terms of Service](#) | [Data Privacy Notice](#)
SSS Building East Avenue, Diliman Quezon City, Philippines

**View your account's
home page**



Republic of the Philippines
SOCIAL SECURITY SYSTEM



Thank you for using the SSS Website!