


Performance Measures				Baseline Data (if available)			CY 2014 Targets	CY 2014 Accomplishment	Rating
Description	Formula	Weight	Data Provider if applicable	2011	2012	2013			
MFO 1 : Service Delivery Improved									
Quantity 1: Number of Physical Examination (PE) Centers implemented	Absolute figure (cumulative)	6%	SSS	n/a	n/a	55	65	65	6.00
Quantity 2: Number of branches opened	Absolute figure	7%		n/a	n/a	3	24	25	7.00
Quantity 3: Number of service centers opened	Absolute figure	7%		n/a	7	18	10	13	7.00
Quantity 4: Number of short-term educational loans disbursed <sup>1</sup>	Absolute figure	5%		n/a	12,454	56,884	50,000	72,451	5.00
Quality 1: CSC ARTA Rating	Percentage	5%	Civil Service Commission	n/a	79.28%	82.66%	90%	87.13%	4.84
Quality 2: Number of ISO-certified branches	Absolute figure	5%	SSS	n/a	1	n/a	4	4	5.00
Financial 1: Amount of Benefits	Absolute figure	10%		₱82.76 Billion	₱84.17 Billion	₱91.40 Billion	₱100.00 Billion	₱102.60 Billion	10.00
Subtotal of Weights:		45%							44.84
MFO 2 : Fund Viability Ensured									
Quantity 1: Percentage of paying members	Number of paying members/ Total number of private sector employees (per DOLE)	5%	SSS	29.35%	31.30%	31.12%	31.00%	33.70%	5.00
Financial 1: Amount of contributions collected	Absolute figure	10%		₱85.97 Billion	₱94.21 Billion	₱103.01 Billion	₱119.00 Billion	₱120.65 Billion	10.00

Performance Measures				Baseline Data <i>(if available)</i>			CY 2014 Targets	CY 2014 Accomplishment	Rating
Description	Formula	Weight	Data Provider <i>if applicable</i>	2011	2012	2013			
<b>MFO 2: Fund Viability Ensured</b>									
<b>Financial 2:</b> Return on Investment (ROI) <sup>1</sup>	Investment Income/ Total Investments and Loans	10%	SSS	10.5%	10.5%	8.8%	7.0%	8.7% <sup>1</sup>	10.00
<b>Financial 3:</b> Net Revenue	Absolute figure	20%		₱25.55 Billion	₱36.20 Billion	₱38.36 Billion	₱34.00 Billion	₱44.47 Billion	20.00
		<b>45%</b>							<b>45.00</b>
<b>General Administrative Services</b>									
<b>Financial 1:</b> Administrative expense loading	Actual OPEX/Charter Limit	10%	SSS	67.07%	62.73%	57.03%	≤68.6% of Charter Limit	52.3%	10.00
<b>Subtotal of Weights:</b>		<b>10%</b>							<b>10.00</b>
<b>TOTAL OF WEIGHTS:</b>		<b>100%</b>							<b>99.84</b>

<sup>1</sup>Annualized

Certified Correct:


  
**ELEONORA Y. CINCO**  
 Officer-In-Charge, Management Services and  
 Planning Division

Date


  
**ELVIRA G. ALCANTARA-RESARE**  
 Head, Controllership Group

Date

Approved by:

  
**EMILIO S. DE QUIROS, JR.**  
 President and CEO

Date

  
**JUAN B. SANTOS**  
 Chairman, Social Security Commission

Date