




**SOCIAL SECURITY SYSTEM***(All amounts in Philippine peso unless otherwise stated)***Schedule of local and foreign borrowings and other forms of liabilities**

	At 30 June 2023	At 31 December 2022	Increase/(decrease)
<b>I. Local Borrowings</b>	-	-	-
<b>II. Foreign Borrowings</b>	-	-	-
<b>III. Other Forms of Liabilities</b>			
<b>Current liabilities</b>			
Financial Liabilities	3,548,717,667	3,702,901,825	(154,184,158)
Lease Payable	277,475,717	279,942,316	(2,466,599)
Inter-agency payables	214,872,620	786,563,456	(571,690,836)
Trust liabilities	60,575,462,768	39,337,822,342	21,237,640,426
Deferred credits/unearned income	144,132,380	70,998,359	73,134,021
Provisions	8,147,747,409	-	8,147,747,409
Other payables	1,225,068,327	554,206,941	670,861,386
	<b>74,133,476,888</b>	<b>44,732,435,239</b>	<b>29,401,041,649</b>
<b>Non-current liabilities</b>			
Lease Payable	403,652,673	514,914,778	(111,262,105)
Deferred credits/unearned income	261,934,836	275,360,171	(13,425,335)
Provisions (includes ICL)	8,108,882,489,574	8,109,073,750,339	(191,260,765)
Other payables	1,050,000,000	1,050,000,000	-
	<b>8,110,598,077,083</b>	<b>8,110,914,025,288</b>	<b>(315,948,205)</b>
	<b>8,184,731,553,971</b>	<b>8,155,646,460,527</b>	<b>29,085,093,444</b>

Prepared by:

  
**BELINDA B. ELLA**  
 Department Manager III  
 General Accounting Dep 

Approved by:

  
**JEAN V. LAGRADA**  
 Vice President  
 Financial and Budget Division