



SOCIAL SECURITY SYSTEM

PHILIPPINE BIDDING DOCUMENTS

Sixth Edition

**Procurement of
INFRASTRUCTURE
PROJECTS**

Government of the Republic of the Philippines

RELOCATION OF DAY CARE

ITB-SSS-CIVIL No. 2024-004

JUNE 2024


Emily M. Beltran
TWG Chairperson

TABLE OF CONTENTS

Glossary of Terms, Abbreviations, and Acronyms.....4

Section I. Invitation to Bid6

Section II. Instructions to Bidders.....9

1. Scope of Bid10

2. Funding Information10

3. Bidding Requirements.....10

4. Corrupt, Fraudulent, Collusive, Coercive, and Obstructive Practices10

5. Eligible Bidders.....10

6. Origin of Associated Goods11

7. Subcontracts11

8. Pre-Bid Conference11

9. Clarification and Amendment of Bidding Documents.....11

10. Documents Comprising the Bid: Eligibility and Technical Components11

11. Documents Comprising the Bid: Financial Component12

12. Alternative Bids12

13. Bid Prices12

14. Bid and Payment Currencies12

15. Bid Security.....13

16. Sealing and Marking of Bids.....13

17. Deadline for Submission of Bids13

18. Opening and Preliminary Examination of Bids13

19. Detailed Evaluation and Comparison of Bids.....13

20. Post Qualification.....14

21. Signing of the Contract14

Section III. Bid Data Sheet..... 15

Section IV. General Conditions of Contract 18

1. Scope of Contract.....19

2. Sectional Completion of Works19

3. Possession of Site.....19

4. The Contractor’s Obligations.....19

5. Performance Security19

6. Site Investigation Reports20

7. Warranty.....20

8. Liability of the Contractor.....20

9. Termination for Other Causes20

10. Dayworks20

11. Program of Work.....20

el

12. Instructions, Inspections and Audits21

13. Advance Payment.....21

14. Progress Payments21

15. Operating and Maintenance Manuals.....21

Section V. Special Conditions of Contract..... 22

Section VI. Specifications 28

Section VII. Drawings..... 84

Section VIII. Bill of Quantities 86

Section IX. Checklist of Technical and Financial Documents..... 99

el

Glossary of Terms, Abbreviations, and Acronyms

ABC – Approved Budget for the Contract.

ARCC – Allowable Range of Contract Cost.

BAC – Bids and Awards Committee.

Bid – A signed offer or proposal to undertake a contract submitted by a bidder in response to and in consonance with the requirements of the bidding documents. Also referred to as *Proposal* and *Tender*. (2016 revised IRR, Section 5[c])

Bidder – Refers to a contractor, manufacturer, supplier, distributor and/or consultant who submits a bid in response to the requirements of the Bidding Documents. (2016 revised IRR, Section 5[d])

Bidding Documents – The documents issued by the Procuring Entity as the bases for bids, furnishing all information necessary for a prospective bidder to prepare a bid for the Goods, Infrastructure Projects, and/or Consulting Services required by the Procuring Entity. (2016 revised IRR, Section 5[e])

BIR – Bureau of Internal Revenue.

BSP – Bangko Sentral ng Pilipinas.

CDA – Cooperative Development Authority.

Consulting Services – Refer to services for Infrastructure Projects and other types of projects or activities of the GOP requiring adequate external technical and professional expertise that are beyond the capability and/or capacity of the GOP to undertake such as, but not limited to: (i) advisory and review services; (ii) pre-investment or feasibility studies; (iii) design; (iv) construction supervision; (v) management and related services; and (vi) other technical services or special studies. (2016 revised IRR, Section 5[i])

Contract – Refers to the agreement entered into between the Procuring Entity and the Supplier or Manufacturer or Distributor or Service Provider for procurement of Goods and Services; Contractor for Procurement of Infrastructure Projects; or Consultant or Consulting Firm for Procurement of Consulting Services; as the case may be, as recorded in the Contract Form signed by the parties, including all attachments and appendices thereto and all documents incorporated by reference therein.

Contractor – is a natural or juridical entity whose proposal was accepted by the Procuring Entity and to whom the Contract to execute the Work was awarded. Contractor as used in these Bidding Documents may likewise refer to a supplier, distributor, manufacturer, or consultant.

CPI – Consumer Price Index.

DOLE – Department of Labor and Employment.

DTI – Department of Trade and Industry.

Foreign-funded Procurement or Foreign-Assisted Project – Refers to procurement whose funding source is from a foreign government, foreign or international financing institution as specified in the Treaty or International or Executive Agreement. (2016 revised IRR, Section 5[b]).

GFI – Government Financial Institution.

GOCC – Government-owned and/or –controlled corporation.

Goods – Refer to all items, supplies, materials and general support services, except Consulting Services and Infrastructure Projects, which may be needed in the transaction of public businesses or in the pursuit of any government undertaking, project or activity, whether in the nature of equipment, furniture, stationery, materials for construction, or personal property of any kind, including non-personal or contractual services such as the repair and maintenance of equipment and furniture, as well as trucking, hauling, janitorial, security, and related or analogous services, as well as procurement of materials and supplies provided by the Procuring Entity for such services. The term “related” or “analogous services” shall include, but is not limited to, lease or purchase of office space, media advertisements, health maintenance services, and other services essential to the operation of the Procuring Entity. (2016 revised IRR, Section 5[r])

GOP – Government of the Philippines.

Infrastructure Projects – Include the construction, improvement, rehabilitation, demolition, repair, restoration or maintenance of roads and bridges, railways, airports, seaports, communication facilities, civil works components of information technology projects, irrigation, flood control and drainage, water supply, sanitation, sewerage and solid waste management systems, shore protection, energy/power and electrification facilities, national buildings, school buildings, hospital buildings, and other related construction projects of the government. Also referred to as *civil works or works*. (2016 revised IRR, Section 5[u])

LGUs – Local Government Units.

NFCC – Net Financial Contracting Capacity.

NGA – National Government Agency.

PCAB – Philippine Contractors Accreditation Board.

PhilGEPS - Philippine Government Electronic Procurement System.

Procurement Project – refers to a specific or identified procurement covering goods, infrastructure project or consulting services. A Procurement Project shall be described, detailed, and scheduled in the Project Procurement Management Plan prepared by the agency which shall be consolidated in the procuring entity's Annual Procurement Plan. (GPPB Circular No. 06-2019 dated 17 July 2019)

PSA – Philippine Statistics Authority.

SEC – Securities and Exchange Commission.

SLCC – Single Largest Completed Contract.

SSS – Social Security System.

Supplier – refers to a citizen, or any corporate body or commercial company duly organized and registered under the laws where it is established, habitually established in business and engaged in the manufacture or sale of the merchandise or performance of the general services covered by his bid. (Item 3.8 of GPPB Resolution No. 13-2019, dated 23 May 2019). Supplier as used in these Bidding Documents may likewise refer to a distributor, manufacturer, contractor, or consultant.

UN – United Nations.

el

Section I. Invitation to Bid



REPUBLIC OF THE PHILIPPINES
SOCIAL SECURITY SYSTEM
East Avenue, Diliman, Quezon City
Tel. Nos. (632)8709-7198
E-mail: ussaptayo@sss.gov.ph*Website <http://www.sss.gov.ph>

Invitation to Bid
ITB-SSS-Civil-2024-004

RELOCATION OF DAY CARE

Approved Budget for the Contract (ABC) & Source of Fund	Delivery/ Completion Period	Price of Bid Documents (non-refundable)	Schedule of Activities Date/Time	
			Pre-bid Conference	Deadline of submission and receipt of bids
₱10,776,342.00 Approved 2024 Corporate Operating Budget under Capital Outlay with Code PAP 2024-0284 of the Annual Procurement Plan	Within One Hundred Fifty (150) calendar days from receipt of Notice to Proceed and Signed Contract	₱11,500.00	July 04, 2024 (Thursday) 9:30 a.m.	July 25, 2024 (Thursday) 2:00 p.m.

1. The **SOCIAL SECURITY SYSTEM (SSS)** now invites bids for the above Procurement Project. Completion of the Works is required **within one hundred fifty (150) calendar days. Bidders should have completed within five (5) years prior to the date of submission and receipt of bids, a contract similar to the Project.** The description of an eligible bidder is contained in the Bidding Documents, particularly, in Section II (Instructions to Bidders).
2. Bids received in excess of the ABC shall be automatically rejected at Bid opening.
3. Bidding will be conducted through open competitive bidding procedures using non-discretionary “pass/fail” criterion as specified in the 2016 revised Implementing Rules and Regulations (IRR) of Republic Act (RA) No. 9184.
4. Interested bidders may obtain further information from SSS and inspect the Bidding Documents at the address in the last item of the ITB from Monday to Friday, 8:00 a.m. to 5:00 p.m.
5. A complete set of Bidding Documents may be acquired by interested Bidders **starting 25 June 2024 up to the scheduled submission & opening of bids** from the address stated in the last item of the ITB and upon payment of the applicable fee for the Bidding Documents, in the amount specified above.

The mode of payment will be on a cash basis payable at the SSS Cash Department, SSS Main Bldg., Ground floor, upon accomplishment of SSS Form R-6. The Bidding Documents shall be received personally by the prospective Bidder or his authorized representative.

It may also be downloaded free of charge from the website of the Philippine Government Electronic Procurement System (PhilGEPS) and the website of the SSS, provided that Bidders shall pay the applicable fee for the Bidding Documents not later than the submission of their bids.

el

6. The SSS will hold a Pre-Bid Conference on the date and time specified above at the Bidding Room (formerly CDPRD Computer Room), 2nd Floor, SSS Main Bldg., East Avenue, Diliman, Quezon City which shall be open to prospective bidders, but attendance shall not be mandatory. **To ensure completeness and compliance of bids, bidders are advised to send their authorized technical and/or administrative representatives who will prepare the bid documents.**

The Pre-Bid Conference will be conducted through online conference using Microsoft Teams. Kindly e-mail us on or before 03 July 2024, through e-mail address bac@sss.gov.ph, the following:

- a. Name of the representative and e-mail address; and**
- b. Technical and administrative queries.**

7. Bids must be duly received by the BAC Secretariat at the Bidding Room, 2nd Floor, SSS Main Building, East Avenue, Diliman, Quezon City on the deadline specified above. All Bids must be accompanied by a bid security in any of the acceptable forms and in the amount stated in the **ITB** Clause 14.

Bid opening shall be on the date and time specified above at the Bidding Room, 2nd Floor, SSS Main Building, East Avenue, Diliman, Quezon City. Bids will be opened in the presence of the Bidders' representatives who choose to attend at the address above. Late bids shall not be accepted.

8. References to the dates and times shall be based on Philippine Standard time. Should any of the above dates fall on a holiday, the deadline shall be extended to the same time on the immediately succeeding business day in Quezon City.
9. The SSS reserves the right to reject any and all bids, declare a failure of bidding, or not award the contract at any time prior to contract award in accordance with Section 36.5 and 41 of RA 9184 and its IRR, without thereby incurring any liability to the affected bidder or bidders.
10. The SSS assumes no obligation to compensate or indemnify parties for any expense or loss that they may incur as a result of their participation in the procurement process, nor does SSS BAC guarantees that an award will be made as a result of this invitation. Furthermore, the SSS reserves the right to waive any defects or formality in the responses to the eligibility requirements and to this invitation and reserves the right to accept the proposal most advantageous to the agency.

11. For further information, please refer to:

Bids & Awards Committee

The Secretariat

2nd Flr., SSS Main Bldg., East Ave., Diliman, Q.C.

Tel # (632) 8922-1070; 8920- 6401 local 5492 & 6382

Email – bac@sss.gov.ph

12. Bidding documents may be downloaded from the PROCUREMENT tab at www.sss.gov.ph starting **25 June 2024**.


THE CHAIRPERSON
BIDS & AWARDS COMMITTEE

ref.: itb-sss-civil-2024-004-Relocation of Day Care

ch

Section II. Instructions to Bidders

1. Scope of Bid

The Procuring Entity, Social Security System wishes to receive Bids for the Relocation of Day Care, with identification number ITB-SSS-Civil-2024-004.

The Procurement Project (referred to herein as “Project”) is for the construction of Works, as described in Section VI (Specifications).

2. Funding Information

2.1. The GOP through the source of funding as indicated below for CY 2024 in the amount of Ten Million Seven Hundred Seventy-Six Thousand Three Hundred Forty-Two Pesos (₱10,776,342.00).

2.2. The source of funding is: 2024 Corporate Operating Budget – Capital Outlay with Code PAP 2024-0284 of the Annual Procurement Plan:

3. Bidding Requirements

The Bidding for the Project shall be governed by all the provisions of RA No. 9184 and its 2016 revised IRR, including its Generic Procurement Manual and associated policies, rules and regulations as the primary source thereof, while the herein clauses shall serve as the secondary source thereof.

Any amendments made to the IRR and other GPPB issuances shall be applicable only to the ongoing posting, advertisement, or invitation to bid by the BAC through the issuance of a supplemental or bid bulletin.

The Bidder, by the act of submitting its Bid, shall be deemed to have inspected the site, determined the general characteristics of the contracted Works and the conditions for this Project, such as the location and the nature of the work; (b) climatic conditions; (c) transportation facilities; (c) nature and condition of the terrain, geological conditions at the site communication facilities, requirements, location and availability of construction aggregates and other materials, labor, water, electric power and access roads; and (d) other factors that may affect the cost, duration and execution or implementation of the contract, project, or work and examine all instructions, forms, terms, and project requirements in the Bidding Documents.

4. Corrupt, Fraudulent, Collusive, Coercive, and Obstructive Practices

The Procuring Entity, as well as the Bidders and Contractors, shall observe the highest standard of ethics during the procurement and execution of the contract. They or through an agent shall not engage in corrupt, fraudulent, collusive, coercive, and obstructive practices defined under Annex “I” of the 2016 revised IRR of RA No. 9184 or other integrity violations in competing for the Project.

5. Eligible Bidders

5.1. Only Bids of Bidders found to be legally, technically, and financially capable will be evaluated.

5.2. The Bidder must have an experience of having completed a Single Largest Completed Contract (SLCC) that is similar to this Project, equivalent to at least fifty percent (50%) of the ABC adjusted, if necessary, by the Bidder to current

prices using the PSA's CPI, except under conditions provided for in Section 23.4.2.4 of the 2016 revised IRR of RA No. 9184.

A contract is considered to be "similar" to the contract to be bid if it has the major categories of work stated in the **BDS**.

5.3. For Foreign-funded Procurement, the Procuring Entity and the foreign government/foreign or international financing institution may agree on another track record requirement, as specified in the Bidding Document prepared for this purpose.

5.4. The Bidders shall comply with the eligibility criteria under Section 23.4.2 of the 2016 IRR of RA No. 9184.

6. Origin of Associated Goods

There is no restriction on the origin of Goods other than those prohibited by a decision of the UN Security Council taken under Chapter VII of the Charter of the UN.

7. Subcontracts

7.1. The Procuring Entity has prescribed that: **Subcontracting is not allowed.**

8. Pre-Bid Conference

The Procuring Entity will hold a pre-bid conference for this Project on the specified date and time and either at its physical address **Bidding Room, 2nd Floor, SSS Main Bldg., East Avenue, Diliman, Quezon City and/or through online conference using Microsoft Teams** as indicated in paragraph 6 of the **IB**.

9. Clarification and Amendment of Bidding Documents

Prospective bidders may request for clarification on and/or interpretation of any part of the Bidding Documents. Such requests must be in writing and received by the Procuring Entity, either at its given address or through electronic mail indicated in the **IB**, at least ten (10) calendar days before the deadline set for the submission and receipt of Bids.

10. Documents Comprising the Bid: Eligibility and Technical Components

10.1. The first envelope shall contain the eligibility and technical documents of the Bid as specified in **Section IX. Checklist of Technical and Financial Documents**.

10.2. If the eligibility requirements or statements, the bids, and all other documents for submission to the BAC are in foreign language other than English, it must be accompanied by a translation in English, which shall be authenticated by the appropriate Philippine foreign service establishment, post, or the equivalent office having jurisdiction over the foreign bidder's affairs in the Philippines. For Contracting Parties to the Apostille Convention, only the translated documents shall be authenticated through an apostille pursuant to GPPB Resolution No. 13-2019 dated 23 May 2019. The English translation shall govern, for purposes of interpretation of the bid.

10.3. A valid PCAB License is required, and in case of joint ventures, a valid special PCAB License, and registration for the type and cost of the contract for this

el

Project. Any additional type of Contractor license or permit shall be indicated in the **BDS**.

- 10.4. A List of Contractor's key personnel (e.g., Project Manager, Project Engineers, Materials Engineers, and Foremen) assigned to the contract to be bid, with their complete qualification and experience data shall be provided. These key personnel must meet the required minimum years of experience set in the **BDS**.
- 10.5. A List of Contractor's major equipment units, which are owned, leased, and/or under purchase agreements, supported by proof of ownership, certification of availability of equipment from the equipment lessor/vendor for the duration of the project, as the case may be, must meet the minimum requirements for the contract set in the **BDS**.

11. Documents Comprising the Bid: Financial Component

- 11.1. The second bid envelope shall contain the financial documents for the Bid as specified in **Section IX. Checklist of Technical and Financial Documents**.
- 11.2. Any bid exceeding the ABC indicated in paragraph 1 of the **IB** shall not be accepted.
- 11.3. For Foreign-funded procurement, a ceiling may be applied to bid prices provided the conditions are met under Section 31.2 of the 2016 revised IRR of RA No. 9184.

12. Alternative Bids

Bidders shall submit offers that comply with the requirements of the Bidding Documents, including the basic technical design as indicated in the drawings and specifications. Unless there is a value engineering clause in the **BDS**, alternative Bids shall not be accepted.

13. Bid Prices

All bid prices for the given scope of work in the Project as awarded shall be considered as fixed prices, and therefore not subject to price escalation during contract implementation, except under extraordinary circumstances as determined by the NEDA and approved by the GPPB pursuant to the revised Guidelines for Contract Price Escalation guidelines.

14. Bid and Payment Currencies

- 14.1. Bid prices may be quoted in the local currency or tradeable currency accepted by the BSP at the discretion of the Bidder. However, for purposes of bid evaluation, Bids denominated in foreign currencies shall be converted to Philippine currency based on the exchange rate as published in the BSP reference rate bulletin on the day of the bid opening.
- 14.2. Payment of the contract price shall be made in Philippine Pesos.

15. Bid Security

- 15.1. The Bidder shall submit a Bid Securing Declaration or any form of Bid Security in the amount indicated in the **BDS**, which shall be not less than the percentage of the ABC in accordance with the schedule in the **BDS**.

el

- 15.2. The Bid and bid security shall be valid until **one hundred twenty (120) calendar days reckoned from the date of the submission and opening of bids**. Any bid not accompanied by an acceptable bid security shall be rejected by the Procuring Entity as non-responsive.

16. Sealing and Marking of Bids

Each Bidder shall submit one copy of the first and second components of its Bid.

The Procuring Entity may request additional hard copies and/or electronic copies of the Bid. However, failure of the Bidders to comply with the said request shall not be a ground for disqualification.

If the Procuring Entity allows the submission of bids through online submission to the given website or any other electronic means, the Bidder shall submit an electronic copy of its Bid, which must be digitally signed. An electronic copy that cannot be opened or is corrupted shall be considered non-responsive and, thus, automatically disqualified.

17. Deadline for Submission of Bids

The Bidders shall submit on the specified date and time and either at its physical address or through online submission as indicated in paragraph 7 of the **IB**.

18. Opening and Preliminary Examination of Bids

- 18.1. The BAC shall open the Bids in public at the time, on the date, and at the place specified in paragraph 9 of the **IB**. The Bidders' representatives who are present shall sign a register evidencing their attendance. In case videoconferencing, webcasting or other similar technologies will be used, attendance of participants shall likewise be recorded by the BAC Secretariat.

In case the Bids cannot be opened as scheduled due to justifiable reasons, the rescheduling requirements under Section 29 of the 2016 revised IRR of RA No. 9184 shall prevail.

- 18.2. The preliminary examination of Bids shall be governed by Section 30 of the 2016 revised IRR of RA No. 9184.

19. Detailed Evaluation and Comparison of Bids

- 19.1. The Procuring Entity's BAC shall immediately conduct a detailed evaluation of all Bids rated "*passed*" using non-discretionary pass/fail criteria. The BAC shall consider the conditions in the evaluation of Bids under Section 32.2 of 2016 revised IRR of RA No. 9184.
- 19.2. If the Project allows partial bids, all Bids and combinations of Bids as indicated in the **BDS** shall be received by the same deadline and opened and evaluated simultaneously so as to determine the Bid or combination of Bids offering the lowest calculated cost to the Procuring Entity. Bid Security as required by **ITB** Clause 15 shall be submitted for each contract (lot) separately.
- 19.3. In all cases, the NFCC computation pursuant to Section 23.4.2.6 of the 2016 revised IRR of RA No. 9184 must be sufficient for the total of the ABCs for all the lots participated in by the prospective Bidder.

20. Post Qualification

Within a non-extendible period of five (5) calendar days from receipt by the Bidder of the notice from the BAC that it submitted the Lowest Calculated Bid, the Bidder shall submit its latest income and business tax returns filed and paid through the BIR Electronic Filing and Payment System (eFPS), and other appropriate licenses and permits required by law and stated in the **BDS**.

21. Signing of the Contract

The documents required in Section 37.2 of the 2016 revised IRR of RA No. 9184 shall form part of the Contract. Additional Contract documents are indicated in the **BDS**.

Section III. Bid Data Sheet

etl

Bid Data Sheet

ITB Clause																
5.2	<p>For this purpose, contracts similar to the Projects refers to contracts which have the same major categories of work, which shall be comprised of:</p> <p>a) Civil-architectural and electro-mechanical works as detailed in the Specifications and Bill of Quantities (BOQ) Form, and</p> <p>b) Completed within five (5) years prior to the submission and opening of bid</p>															
7.1	Subcontracting is not allowed.															
10.3	<p>PCAB License and Registration</p> <p>License Category : C & D</p> <p>Size Range : Small B</p> <p>Classification : General Building</p> <p>The bidder shall have at least five (5) years of experience in construction/renovation works, as indicated in the BOQ and Specifications.</p>															
10.4	<p>The key personnel must meet the required minimum years of experience set below:</p> <table><tr><th>Key Personnel</th><th>General Experience</th><th>Relevant Experience</th></tr><tr><td>Project Manager (Civil Engineer or Architect)</td><td>10 years</td><td>Building construction / renovation</td></tr><tr><td>Project Engineer/ Architect</td><td>5 years</td><td>Building construction / renovation</td></tr><tr><td>Electrical / Mechanical Engineer</td><td>5 years</td><td>Building construction / renovation</td></tr><tr><td>Foreman</td><td>5 years</td><td>Building construction / renovation</td></tr></table> <p>Except for the Foreman, all key personnel should be PRC-registered engineers / architects in good standing.</p>	Key Personnel	General Experience	Relevant Experience	Project Manager (Civil Engineer or Architect)	10 years	Building construction / renovation	Project Engineer/ Architect	5 years	Building construction / renovation	Electrical / Mechanical Engineer	5 years	Building construction / renovation	Foreman	5 years	Building construction / renovation
Key Personnel	General Experience	Relevant Experience														
Project Manager (Civil Engineer or Architect)	10 years	Building construction / renovation														
Project Engineer/ Architect	5 years	Building construction / renovation														
Electrical / Mechanical Engineer	5 years	Building construction / renovation														
Foreman	5 years	Building construction / renovation														
10.5	<p>The minimum major equipment requirements are the following:</p> <p>a) Delivery truck</p> <p>b) Spray paint compressor</p> <p>Equipment and hand tools necessary for the completion of the project shall be made available on site during project implementation.</p> <p>Note: List of contractor’s major equipment units, which are owned, leased, and/or under purchase agreements, supported by proof of ownership or certification of availability of equipment from the equipment lessor/vendor for the duration of the project</p>															
12	No further instruction															
15.1	<p>The bid security shall be in the form of a Bid Securing Declaration or any of the following forms and amounts:</p> <p>a. The amount of not less than ₱215,526.84, if bid security is in cash, cashier’s/manager’s check, bank draft/guarantee or irrevocable letter of credit;</p>															

	b. The amount of not less than ₱538,817.10 , if bid security is in Surety Bond.
19.2	Partial bid is not allowed. The infrastructure project is packaged into 1 lot and the lot shall not be divided into sub-lots for the purpose of bidding, evaluation, and contract award.
20	<p>The Lowest Calculated Bidder shall submit the following:</p> <ol style="list-style-type: none">1. Registration certificate from Securities and Exchange Commission (SEC) for corporation, Department of Trade and Industry (DTI) for sole proprietorship, or Cooperative Development Authority (CDA) for cooperatives or its equivalent document2. Mayor's or Business permit issued by the city or municipality where the principal place of business of the prospective bidder is located, or the equivalent document for Exclusive Economic Zones or Areas;3. Tax clearance per E.O. No. 398, s. 2005, as finally reviewed and approved by the Bureau of Internal Revenue (BIR)4. Latest Audited Financial Statements5. Latest income tax return corresponding to the Audited Financial Statements submitted, filed electronically (EFPS);6. Quarterly VAT (business tax returns) per Revenue Regulations 3-2005 for the last six (6) months filed electronically (EFPS);
21	No further instruction.

el

Section IV. General Conditions of Contract

1. Scope of Contract

This Contract shall include all such items, although not specifically mentioned, that can be reasonably inferred as being required for its completion as if such items were expressly mentioned herein. All the provisions of RA No. 9184 and its 2016 revised IRR, including the Generic Procurement Manual, and associated issuances, constitute the primary source for the terms and conditions of the Contract, and thus, applicable in contract implementation. Herein clauses shall serve as the secondary source for the terms and conditions of the Contract.

This is without prejudice to Sections 74.1 and 74.2 of the 2016 revised IRR of RA No. 9184 allowing the GPPB to amend the IRR, which shall be applied to all procurement activities, the advertisement, posting, or invitation of which were issued after the effectivity of the said amendment.

2. Sectional Completion of Works

If sectional completion is specified in the **Special Conditions of Contract (SCC)**, references in the Conditions of Contract to the Works, the Completion Date, and the Intended Completion Date shall apply to any Section of the Works (other than references to the Completion Date and Intended Completion Date for the whole of the Works).

3. Possession of Site

3.1 The Procuring Entity shall give possession of all or parts of the Site to the Contractor based on the schedule of delivery indicated in the **SCC**, which corresponds to the execution of the Works. If the Contractor suffers delay or incurs cost from failure on the part of the Procuring Entity to give possession in accordance with the terms of this clause, the Procuring Entity's Representative shall give the Contractor a Contract Time Extension and certify such sum as fair to cover the cost incurred, which sum shall be paid by Procuring Entity.

3.2 If possession of a portion is not given by the above date, the Procuring Entity will be deemed to have delayed the start of the relevant activities. The resulting adjustments in contract time to address such delay may be addressed through contract extension provided under Annex "E" of the 2016 revised IRR of RA No. 9184.

4. The Contractor's Obligations

The Contractor shall employ the key personnel named in the Schedule of Key Personnel indicating their designation, in accordance with **ITB** Clause 10.3 and specified in the **BDS**, to carry out the supervision of the Works.

The Procuring Entity will approve any proposed replacement of key personnel only if their relevant qualifications and abilities are equal to or better than those of the personnel listed in the Schedule.

5. Performance Security

5.1. Within ten (10) calendar days from receipt of the Notice of Award from the Procuring Entity but in no case later than the signing of the contract by both parties, the successful Bidder shall furnish the performance security in any of the forms prescribed in Section 39 of the 2016 revised IRR.

- 5.2. The Contractor, by entering into the Contract with the Procuring Entity, acknowledges the right of the Procuring Entity to institute action pursuant to RA No. 3688 against any subcontractor be they an individual, firm, partnership, corporation, or association supplying the Contractor with labor, materials and/or equipment for the performance of this Contract.

6. Site Investigation Reports

The Contractor, in preparing the Bid, shall rely on any Site Investigation Reports referred to in the **SCC** supplemented by any information obtained by the Contractor.

7. Warranty

- 7.1. In case the Contractor fails to undertake the repair works under Section 62.2.2 of the 2016 revised IRR, the Procuring Entity shall forfeit its performance security, subject its property(ies) to attachment or garnishment proceedings, and perpetually disqualify it from participating in any public bidding. All payables of the GOP in his favor shall be offset to recover the costs.
- 7.2. The warranty against Structural Defects/Failures, except that occasioned-on force majeure, shall cover the period from the date of issuance of the Certificate of Final Acceptance by the Procuring Entity. Specific duration of the warranty is found in the **SCC**.

8. Liability of the Contractor

Subject to additional provisions, if any, set forth in the **SCC**, the Contractor's liability under this Contract shall be as provided by the laws of the Republic of the Philippines.

If the Contractor is a joint venture, all partners to the joint venture shall be jointly and severally liable to the Procuring Entity.

9. Termination for Other Causes

Contract termination shall be initiated in case it is determined *prima facie* by the Procuring Entity that the Contractor has engaged, before, or during the implementation of the contract, in unlawful deeds and behaviors relative to contract acquisition and implementation, such as, but not limited to corrupt, fraudulent, collusive, coercive, and obstructive practices as stated in **ITB** Clause 4.

10. Dayworks

Subject to the guidelines on Variation Order in Annex "E" of the 2016 revised IRR of RA No. 9184, and if applicable as indicated in the **SCC**, the Dayworks rates in the Contractor's Bid shall be used for small additional amounts of work only when the Procuring Entity's Representative has given written instructions in advance for additional work to be paid for in that way.

11. Program of Work

- 11.1. The Contractor shall submit to the Procuring Entity's Representative for approval the said Program of Work showing the general methods, arrangements, order, and timing for all the activities in the Works. The submissions of the Program of Work are indicated in the **SCC**.

- 11.2. The Contractor shall submit to the Procuring Entity's Representative for approval an updated Program of Work at intervals no longer than the period stated in the **SCC**. If the Contractor does not submit an updated Program of Work within this period, the Procuring Entity's Representative may withhold the amount stated in the **SCC** from the next payment certificate and continue to withhold this amount until the next payment after the date on which the overdue Program of Work has been submitted.

12. Instructions, Inspections and Audits

The Contractor shall permit the GOP or the Procuring Entity to inspect the Contractor's accounts and records relating to the performance of the Contractor and to have them audited by auditors of the GOP or the Procuring Entity, as may be required.

13. Advance Payment

The Procuring Entity shall, upon a written request of the Contractor which shall be submitted as a Contract document, make an advance payment to the Contractor in an amount not exceeding fifteen percent (15%) of the total contract price, to be made in lump sum, or at the most two installments according to a schedule specified in the **SCC**, subject to the requirements in Annex "E" of the 2016 revised IRR of RA No. 9184.

14. Progress Payments

The Contractor may submit a request for payment for Work accomplished. Such requests for payment shall be verified and certified by the Procuring Entity's Representative/Project Engineer. Except as otherwise stipulated in the **SCC**, materials and equipment delivered on the site but not completely put in place shall not be included for payment.

15. Operating and Maintenance Manuals

- 15.1. If required, the Contractor will provide "as built" Drawings and/or operating and maintenance manuals as specified in the **SCC**.
- 15.2. If the Contractor does not provide the Drawings and/or manuals by the dates stated above, or they do not receive the Procuring Entity's Representative's approval, the Procuring Entity's Representative may withhold the amount stated in the **SCC** from payments due to the Contractor.

Section V. Special Conditions of Contract

el

Special Conditions of Contract

GCC Clause	
2	No sectional completion date.
3.1	The SOCIAL SECURITY SYSTEM shall give possession of all parts of the Site to the Contractor for the duration of the contract which shall commence upon receipt of the Notice to Proceed and Contract/Job Order.
6	No further instruction
7.2	The defects liability period shall be one (1) year from the project completion up to Final Acceptance by the SSS. During this period, the Contractor shall undertake the repair works, at his own expense, of any damage to the works on account of the use of materials of inferior quality, within ninety (90) days from the time the SSS has issued an order to undertake repair.
8	<p>Liability of the Contractor</p> <p>1. CONFIDENTIALITY. Neither party shall, without the prior written consent of the other, disclose or make available to any person, make public, or use directly or indirectly, except for the performance and implementation of the works, any confidential information, acquired from an information holder in connection with the performance of this Contract, unless: (i) the information is known to the disclosing party, as evidenced by its written records, prior to obtaining the same from the information holder and is not otherwise subject to disclosure restrictions on the disclosing party, (ii) the information is disclosed to the disclosing party by a third party who did not receive the same, directly or indirectly, from an information holder, and who has no obligation of secrecy with respect thereto, or (iii) required to be disclosed by law.</p> <p>The obligation of confidentiality by both parties, as provided herein, shall survive the termination of the Agreement.</p> <p>2. MERGER AND CONSOLIDATION. In case of merger, consolidation or change of ownership of the CONTRACTOR with other company, it is the responsibility of the surviving company/consolidated company/acquiring entity to inform SSS of the change in corporate structure/ownership. Failure to do so shall translate in such company assuming all liabilities of the acquired/merged company under the Agreement.</p> <p>3. FORCE MAJEURE. SUPPLIER shall not be liable for forfeiture of its performance security, liquidated damages, or termination for default if and to the extent that CONTRACTOR's delay in performance or other failure to perform its obligations under this Agreement is the result of a force majeure.</p> <p>For purposes of this Agreement the terms "force majeure" and "fortuitous event" may be used interchangeably. In this regard, a fortuitous event or force majeure shall be interpreted to mean an event which CONTRACTOR could not have foreseen, or which though foreseen, was inevitable. It shall not include ordinary unfavorable weather conditions; and any other cause the effects of which could have been avoided with the exercise of reasonable diligence by CONTRACTOR. Such events may include, but not limited to, acts of SSS in its sovereign capacity, wars or revolutions, fires, floods, epidemics, quarantine restrictions, and freight embargoes.</p>

24

	<p>If a force majeure situation arises, CONTRACTOR shall promptly notify SSS in writing of such condition and the cause thereof. Unless otherwise directed by SSS in writing, CONTRACTOR shall continue to perform its obligations under this Agreement as far as is reasonably practical and shall seek all reasonable alternative means for performance not prevented by the force majeure.</p> <p>4. NON-ASSIGNMENT. CONTRACTOR shall not assign its rights or obligations under this Agreement, in whole or in part, except with SSS's prior written consent. CONTRACTOR shall not subcontract in whole or in part the PROJECT and deliverables subject of this Agreement without the written consent of SSS.</p> <p>5. WAIVER. Failure by either party to insist upon the other strict performance of any of the terms and conditions hereof shall not be deemed a relinquishment or waiver of any subsequent breach or default of the terms and conditions hereof, which can only be deemed made if expressed in writing and signed by its duly authorized representative. No such waiver shall be construed as modification of any of the provisions of the Agreement or as a waiver of any past or future default or breach hereof, except as expressly stated in such waiver.</p> <p>6. CUMULATIVE REMEDIES. Any and all remedies granted to the parties under the applicable laws and the Contract shall be deemed cumulative and may therefore, at the sole option and discretion, be availed of by the aggrieved party simultaneously, successively, or independently.</p> <p>7. NO EMPLOYER-EMPLOYEE RELATIONSHIP. It is expressly and manifestly understood and agreed upon that the employees of CONTRACTOR assigned to perform the PROJECT are not employees of SSS. Neither is there an employer-employee relationship between SSS and CONTRACTOR.</p> <p>The Agreement does not create an employer-employee relationship between SSS and the CONTRACTOR including its personnel; that the services rendered by the personnel assigned by CONTRACTOR to SSS in the performance of its obligation under the contract do not represent government service and will not be credited as such; that its personnel assigned to SSS are not entitled to benefits enjoyed by SSS' officials and employees such as Personal Economic Relief Allowance (PERA), Representation and Transportation Allowance (RATA), ACA, etc.; that these personnel are not related within the third degree of consanguinity or affinity to the contracting officer and appointing authority of SSS; that they have not been previously dismissed from the government service by reason of an administrative case; that they have not reached the compulsory retirement age of sixty-five (65); and that they possess the education, experience and skills required to perform the job. The CONTRACTOR hereby acknowledges that no authority has been given by SSS to hire any person as an employee of the latter. Any instruction given by SSS or any of its personnel to CONTRACTOR's employees are to be construed merely as a measure taken by the former to ensure and enhance the quality of project performed hereunder. The CONTRACTOR shall, at all times, exercise supervision and control over its employees in the performance of its obligations under the contract.</p> <p>8. PARTNERSHIP. Nothing in the contract shall constitute a partnership between the parties. No party or its agents or employees shall be deemed to be the agent, employee or representative of any other party.</p>
--	---

el

	<p>9. COMPLIANCE WITH SS LAW. CONTRACTOR shall report all its employees to SSS for coverage and their contributions, as well as, all amortizations for salary/education/calamity and other SSS loans shall be updated. Should CONTRACTOR fail to comply with its obligations under the provisions of the SS Law and Employees' Compensation Act, SSS shall have the authority to deduct any unpaid SS and EC contributions, salary, educational, emergency and/or calamity loan amortizations, employer's liability for damages, including interests and penalties from CONTRACTOR's receivables under this Agreement.</p> <p>Further, prescription does not run against SSS for its failure to demand SS contributions or payments from CONTRACTOR. Moreover, CONTRACTOR shall forever hold in trust SS contributions or payments of its employees until the same is fully remitted to SSS.</p> <p>10. COMPLIANCE WITH LABOR LAWS. CONTRACTOR, as employer of the personnel assigned to undertake the PROJECT, shall comply with all its obligations under existing laws and their implementing rules and regulations on the payment of minimum wage, overtime pay, and other labor-related benefits as well as remittances or payment of the appropriate amount or contributions/payment (SSS, EC, Pag-IBIG, PhilHealth and taxes) with concerned government agencies/offices.</p> <p>It is agreed further, that prior to the release of any payment by SSS to SUPPLIER, its President or its duly authorized representative, shall submit a sworn statement that all monies due to all its employees assigned to the PROJECT as well as benefits by law and other related labor legislation have been paid by CONTRACTOR and that he/she assumed full responsibility thereof.</p> <p>11. COMPLIANCE WITH TAX LAWS. CONTRACTOR shall, in compliance with tax laws, pay the applicable taxes in full and on time and shall regularly present to SSS within the duration of the Contract, tax clearance from the Bureau of Internal Revenue (BIR) as well as copy of its income and business tax returns duly stamped by the BIR and duly validated with the tax payments made thereon. Failure by CONTRACTOR to comply with the foregoing shall entitle SSS to suspend payment of the Contract Price.</p> <p>As required under Executive Order (EO) 398, s. 2005, CONTRACTOR shall submit income and business tax returns duly stamped and received by the BIR, before entering and during the duration of this Agreement. CONTRACTOR, through its responsible officer, shall also certify under oath that it is free and clear of all tax liabilities to the government. CONTRACTOR shall pay taxes in full and on time and that failure to do so will entitle SSS to suspend or terminate this Agreement.</p> <p>12. LIQUIDATED DAMAGES. If CONTRACTOR fails to satisfactorily deliver any or all of the Goods and/or to perform the Services within the period(s) specified in the PBD inclusive of duly granted time extensions if any, SSS shall, without prejudice to its other remedies under this Agreement and under the applicable law, deduct from the Contract Price, as liquidated damages, the applicable rate of one tenth (1/10) of one (1) percent of the cost of the unperformed portion for every day of delay until actual delivery or performance. Once the amount of liquidated damages reaches ten percent (10%), SSS may rescind or terminate this Agreement, without prejudice to other courses of action and remedies open to it.</p>
--	--

el

	<p>13. HOLD FREE and HARMLESS. SUPPLIER agrees to defend, indemnify, and hold SSS free and harmless from any and all claims, damages, expenses, fines, penalties and/or liabilities of whatever nature and kind, whether in law or equity, that may arise by reason of the implementation of the Agreement. In addition, CONTRACTOR agrees to indemnify SSS for any damage as a result of said implementation.</p> <p>SUPPLIER hereby assumes full responsibility for any injury, including death, loss or damage which may be caused to SSS' employees or property or third person due to CONTRACTOR's employees' fault or negligence, and further binds itself to hold SSS free and harmless from any of such injury or damage. SSS shall not be responsible for any injury, loss or damage which CONTRACTOR or any of its employees may sustain in the performance of CONTRACTOR's obligations under this Agreement.</p> <p>14. SETTLEMENT OF DISPUTES. If any dispute or difference of any kind whatsoever shall arise between SSS and CONTRACTOR in connection with or arising out of this Agreement, the Parties shall make every effort to resolve amicably such dispute or difference by mutual consultation.</p> <p>If after thirty (30) days, the Parties have failed to resolve their dispute or difference by such mutual consultation, then either SSS or CONTRACTOR may give notice to the other Party of its intention to commence arbitration, in accordance with RA No. 876, otherwise known as the "Arbitration Law" and RA No. 9285, otherwise known as the "Alternative Dispute Resolution Act of 2004," in order to settle their disputes.</p> <p>No arbitration in respect of this matter may be commenced unless such notice is given.</p> <p>Notwithstanding any reference to arbitration herein, the Parties shall continue to perform their respective obligations under this Agreement unless they otherwise agree.</p> <p>15. VENUE OF ACTIONS. In the event court action is necessary in order to promote Arbitration, such action shall be filed only before the proper courts of Quezon City, to the exclusion of all other venues.</p> <p>16. GOVERNING LAW. The Agreement shall be governed by and interpreted according to the laws of the Republic of the Philippines.</p> <p>17. AMENDMENTS. This Agreement may be amended only in writing and executed by the parties or their duly authorized representatives.</p> <p>18. SEPARABILITY. If any one or more of the provisions contained in the contract or any document executed in connection herewith shall be invalid, illegal or unenforceable in any respect under any applicable law, then: (i) the validity, legality and enforceability of the remaining provisions contained herein or therein shall not in any way be affected or impaired and shall remain in full force and effect; and (ii) the invalid, illegal or unenforceable provision shall be replaced by the parties immediately with a term or provision that is valid, legal and enforceable and that comes closest to expressing the intention of such invalid illegal or unenforceable term of provision.</p> <p>19. BINDING EFFECT. The Agreement shall be binding upon the Parties hereto, their assignee/s and successor/s-in-interest.</p>
10	Dayworks are applicable at the rate shown in the Contractor's original Bid.

el

11.1	The Contractor shall submit the Program of Work to the Procuring Entity’s Representative within five (5) calendar days after the conduct of pre-construction meeting.										
11.2	<p>The Program of Work update must be submitted within seven (7) calendar days from notice of change in the general methods, arrangements, order, and timing for all the activities, if any.</p> <p>Ten percent (10%) of the progress billing will be withheld on top of applicable ten percent (10%) retention money for late submission of an updated Program of Work.</p>										
13	Advance payment is not allowed.										
14	<p>Progress payment shall be made in four (4) billings and upon written request by the Contractor, following the matrix below:</p> <table><tr><th>PROGRESS PAYMENT</th><th>BASIS OF PAYMENT</th></tr><tr><td>1st Billing</td><td>20% or more work accomplishments</td></tr><tr><td>2nd Billing</td><td>50% or more work accomplishments</td></tr><tr><td>3rd Billing</td><td>75% or more work accomplishments</td></tr><tr><td>4th or Final Billing</td><td>One Hundred percent (100%) completion of the project and upon issuance of Certificate of Completion as certified by the Procuring Entity’s Representative/s</td></tr></table> <p>Materials and equipment delivered on the site but not completely put in place shall not be included for payment.</p> <p>The retention money and the cumulative value of the work previously certified and paid for shall be deducted from the progress payments as prescribed in item 5 of Annex E of the Revised IRR of RA 9184.</p>	PROGRESS PAYMENT	BASIS OF PAYMENT	1 st Billing	20% or more work accomplishments	2 nd Billing	50% or more work accomplishments	3 rd Billing	75% or more work accomplishments	4 th or Final Billing	One Hundred percent (100%) completion of the project and upon issuance of Certificate of Completion as certified by the Procuring Entity’s Representative/s
PROGRESS PAYMENT	BASIS OF PAYMENT										
1 st Billing	20% or more work accomplishments										
2 nd Billing	50% or more work accomplishments										
3 rd Billing	75% or more work accomplishments										
4 th or Final Billing	One Hundred percent (100%) completion of the project and upon issuance of Certificate of Completion as certified by the Procuring Entity’s Representative/s										
15.1	The contractor must submit the “as built” drawings within fourteen (14) calendar days from the completion of the project.										
15.2	SSS shall pay the Final Billing when the “as built” drawings and other required documents are submitted.										

28

Section VI. Specifications

AL

PROJECT : **RELOCATION OF DAY CARE**
SUBJECT : **SCOPE OF WORKS & MATERIALS SPECIFICATION**

A. Scope of Work

The work contemplated under this contract shall consist of the furnishing of all materials, labor, plant, tools and equipment, permits including the satisfactory performance of all work necessary for the complete execution of all the work as shown on the plans, specifications and other contract documents.

Materials deemed necessary to complete the work but not specifically mentioned in the specifications, working drawings or in the other contract documents are inferred, and shall be supplied and installed by the contractor without extra cost to the owner. Such material shall be of the highest quality available, installed and applied in workmanlike manner at prescribed or appropriate locations.

1. GENERAL REQUIREMENTS

- a. Preparation, reproduction, signing and sealing of As-Built Plans
- b. Temporary Facilities / utilities: warehouse and barracks

2. SITE PREPARATION WORKS

- a. Mobilization/Demobilization
- b. Demolition/Dismantling of existing masonry wall, drywall, glass partitions, doors and jambs, cabinets, floor finishes, ceiling, electrical fixtures and accessories, wirings, supports, electro-mechanical equipment, PACU including wirings, pipings and accessories, cladding, counter, workstations and other installations / items affected by the renovation.
- c. Provision of board-up / site enclosure and safety signages
- d. Hauling and disposal of debris and waste materials

3. MASONRY WORKS

- a. Installation of CHB walls for toilets, shower, slop sink, Exit hallway including lintel beams, column stiffener and installation of lavatory and pantry counters (as indicated in the plan). Height of Perimeter wall shall be extended up to beam / slab soffit.
- b. Restoration/repair of damaged portions of flooring (cracks, crevices, holes), ceiling and walls and affected by demolition & chipping works including leveling of flooring using self leveling compound.
- c. Installation of floor and wall tiles at toilets and shower room including slop sink
- d. Installation of synthetic granite tiles on lavatory and pantry counters

4. CARPENTRY WORKS

- a. Installation of new fiber cement drywall partition on metals studs framing along ID Production Center, Security Department, Lobby, Activity / function Room, Playroom, Library, Dining Area, Pantry and Breastfeeding Room (as indicated in the plan). Height of Perimeter Wall including sound insulation (along Security and ID Production) shall be extended up to beam / slab soffit.
- b. Provision of sound insulation on drywall partitions including doors (ID production and Security Department and main entrance door)

el

- c. Repair and relocation of door at hallway exit including hardware and accessories
- d. Fabrication and installation of cabinets (shower closet, Breastfeeding overhead cabinet with led lighting fixture, pantry counter and overhead cabinets with led lighting fixture, kids cubby cabinets, shoe cabinets, book case)

5. GLASS PARTITIONS, DOORS & WINDOWS

- a. Supply and Installation of Wooden Doors and Jambs complete with lever type lock set, door closer, hardware and accessories. Verify actual height taking into consideration the floor matting
 - WD-01 Double Leaf flush hollow core wood door with 6mm thk tempered clear glass view panel and transom (1600mm x 2500mm)
 - WD-02 Single Leaf flush hollow core wood door with 6mm thk tempered clear glass view panel and transom (1000mm x 2500mm)
 - WD-03 Single Leaf flush hollow core wood door with 6mm thk tempered clear glass view panel and transom (900mm x 2500mm)
 - WD-04 Single Leaf flush hollow core wood door with 6mm thk clear glass transom (1000mm x 2500mm)
 - WD-05 Single Leaf flush hollow core wood door with bottom louver and 6mm thk clear glass transom (800mm x 2500mm)
 - WD-06 Louvered Wood Door with KD Solid Wood Frames, stainless door handle (700mm x 1500mm)
- b. Supply and installation of Fire Rated Door with jamb, complete with Panic Device hardware and accessories at emergency exits (1000mm x 2150mm)
- c. Supply and Installation of Glass Door and Glass Partition including accessories.
 - GD-01 12mm thk Frameless Tempered Clear Glass on powder-coated FD100 top and bottom frame, with transom on powder-coated aluminum frame, 32 x 300mm stainless steel door handle complete with patch fittings, hardware and accessories, and vinyl frosted sticker (1800mm x 2500mm)
 - GP-01/ GP-02 12mm thk Frameless Tempered Clear Glass with transom on powder-coated aluminum frame, complete with hardware and accessories and vinyl frosted sticker (±3840mm x 2500mm) and (±5645mm x 2500)
- d. Supply and installation of glass windows on powder-coated aluminum framing
 - W-01 6mm thk tempered clear glass fixed window with awning transom with screen (±840mm x ±2700mm)
 - W-02 6mm thk tempered clear glass awning window with awning transom (±840mm x ±1200mm)
 - W-03 6mm thk tempered clear glass sliding window with transom (±2550mm x 1600mm)

- W-04 6mm thk tempered clear glass sliding window with transom
(±1300mm x 1600mm)
- W-05 6mm thk tempered clear glass sliding window with transom
(±3800mm x 1600mm)

- e. Supply and installation of Aluminum screen door with lock complete with accessories at front door entrance (GD-01)

6. ARCHITECTURAL WORKS

- a. Supply and installation of new 16mm thick acoustic ceiling board on CMT powder coated aluminum frame (Lobby, Activity Room, Playroom, Library, Dining Area including hallway, Exit Hallway and Storage)
- b. Installation of fiber cement board on CMT powder coated aluminum frame (Breastfeeding room, Pantry, Hallway & closet, shower, toilets).
- c. Supply and installation of vinyl floor tiles

7. SPECIALTY WORKS

- a. Supply and installation of indoor directional signages including accent wall at the lobby
- b. Supply and installation of sunscreen roller shades on front glass partitions and doors and perimeter windows
- c. Supply and installation of wall padding / cushion at Playroom, portions of Library and Activity Room
- d. Supply and installation of high quality and heavy duty rubber floor matting at Playroom, Activity room and Library)
- e. Supply and Installation of white Board for Library and Activity Room
- f. Installation of toilet partitions at Male and Female Kid Toilets

8. PLUMBING AND SANITARY WORKS

- a. Supply and installation of plumbing and sanitary fixtures complete with fittings and accessories (water closet, lavatory - under counter and pedestal type, faucet, urinal with flush valve, sink, grease trap, shower head, towel shelf, grab bar, handheld bidet, soap holder, tissue holder, facial mirror, diaper changing station, and other miscellaneous items).
- b. Provision of new waterline for toilets, shower, pantry and breastfeeding room and tap to the existing main line
- c. Provision of sanitary sewer line / drain line and tap to existing sewer line including vent pipes.
- d. Excavation / chipping, backfilling and restoration works

9. PAINTING WORKS

- a. Surface preparation (sanding, application of putty, easy tite, primer)
- b. Painting of double-wall partition (existing and new)
- c. Painting of perimeter wall, masonry and column
- d. Painting of flooring at Playroom, Library and Activity Room (epoxy)
- e. Painting of doors and jambs, frames, cabinets and counters (duco finish)
- f. Painting of fiber cement board ceiling and plain cement ceiling

B. WORKMANSHIP

- 1. All required phases of work shall be done by skilled and competent men who regularly engage or specialize in the type of work specified. Workmanship shall be the very best trade practice.

C. SITE EXAMINATION

- 1. Examine the site premises and all conditions apparent and visible therein. Consider all such conditions that may affect work.
- 2. Measure every existing work/structure at site. Verify all given dimensions and deviations. It shall be understood that the work covers all exposed external surfaces regardless of measurements made.

D. PROTECTION OF WORK AND PROPERTY

- 1. Provide adequate protection for existing structures and adjacent areas not affected by the work specified. Place warning signs where work is being undertaken.
- 2. Remove work materials damaged by failure to provide protection. Replace with new work materials at no extra cost to the **OWNER**.

E. CLEANING

- 1. Leave premises clean, neat and orderly. Remove all stains, spots, blemishes, soil dirt from all finished work.
- 2. Remove all excess materials, used containers, tools, equipment and supplies out of the SSS premises during the progress of work and upon completion of work.

F. SUBMITTALS

- 1. Prior to commencement of the project, the contractor shall submit Construction schedule and S-curve, manpower schedule, construction methods, equipment utilization schedule, construction safety and health program approved by the Department of Labor and Employment, and PERT/CPM.
- 2. Samples of finishes, furnished materials and equivalent materials for approval by the Engineering and Facilities Management Department prior to installation / application.
- 3. Three (3) sets of as-built plans duly signed & sealed by the Contractor’s Engineers/Architect together with the electronic file copy using Autocad software in USB/flash drive.

G. MATERIALS SPECIFICATION

PARTICULARS	DESCRIPTION	REMARKS
A. WALLS		
1. Drywall Partition (along ID Production, Security Department, Breastfeeding, Pantry, dining Area, Playroom, Library, Activity Room, Lobby)	- 6mm THK Fiber Cement Board Partition - Metal Tracks: 35mm x 76mm x 0.60mm thick - Metal Studs: 50mm x 75mm x 0.60mm thk	- submit sample/brochure for approval

el

PARTICULARS	DESCRIPTION	REMARKS
2. Sound Insulation (along ID Production and Security Department including doors)	- Rockwool Insulation, 75mm thick, 60kg/cum density, bare type	- submit sample/brochure for approval Material shall be delivered to the site in sealed package bearing its name/brand and specifications
3. Masonry Walls (toilets, shower, slop sink, exit hallway, counter as indicated in the plan)	- 150mm thick, Concrete Hollow Blocks with concrete lintel beam stiffener and smooth plaster painted finish - Cement : Portland - Sand : good quality sand - Reinforcing Bar : ASTM Grade 40 - Tie Wire: GI #16 - Smooth cement plaster finish treated with concrete neutralizer and paint coated	- Non-load bearing blocks w/ class A mortar - Class A mortar with bonding admixture
B. CEILING		
1. Acoustic Ceiling (Lobby, Activity Room, Playroom, Library, Dining Area and hallway, Exit hallway, Storage)	600mm x 600mm x 16mm thick Fissured Type Acoustic Ceiling Board on powder coated Aluminum Tee Runner suspended ceiling frame system Acoustic Board, fine Fissured design 2' x 2' x 5/8" CMT – Main Tee 1" x 1-1/2" CMT – Cross Tee 1" x 1" CMT Wall Angle 1" x 1"	-submit sample/brochure for approval
2. Fiber Cement Board Ceiling (Pantry, Breastfeeding Room, toilets, shower room and hallway)	600mm x 600mm x 6mm thick Fiber Cement Board on powder coated Aluminum Tee Runner suspended ceiling frame system CMT – Main Tee 1" x 1-1/2" CMT – Cross Tee 1" x 1" CMT Wall Angle 1" x 1"	-submit sample/brochure for approval
C. FLOOR FINISHES		
1. Floor Finishes Vinyl Planks (Dining Area, Pantry, Breastfeeding Room, Hallway toilet, Lobby/Waiting Area)	- 150mm x 900mm x 3mm thk homogenous vinyl planks. Color: wood grain, submit sample for approval	- submit sample/brochure for approval
Vinyl Floor Tiles (Exit Hallway, Storage)	- 300mmx 300mm x 3mm thk Homogeneous Vinyl Tiles. Color: submit sample for approval	- submit sample/brochure for approval

el

PARTICULARS	DESCRIPTION	REMARKS
Rubber Floor Matting on Epoxy Painted flooring (Playroom, Activity Room, Library)	<ul style="list-style-type: none"> - 1.0m x 1.0m x 25mm thick high quality and heavy duty interlocking Rubber Floor Mats - Epoxy Primer with Epoxy Reducer (1 coat) - Acqua Epoxy Paint (2 coats) - color: factory-mixed 	<ul style="list-style-type: none"> - submit sample/brochure for approval - submit sample/brochure for approval
Ceramic Tiles (Toilets, Shower Room)	<ul style="list-style-type: none"> - 300mm x 300mm ceramic floor tiles, porcelain finish, non-skid - 300mm x 300mm ceramic wall tiles, porcelain finish - Accent wall tile: color for approval 	<ul style="list-style-type: none"> - submit sample/brochure for approval
D. CABINETRY		
1. Built-in Cabinets (shower closet, Breastfeeding Room overhead cabinet, Pantry counter and overhead cabinets)	<ul style="list-style-type: none"> - 20mm thk. Marine Plywood Cabinet Shelf & Door Duco Finish - Good quality marine plywood - 1" x 1" s4s KD solid edging - 2" x 2" s4s KD solid nailers / support - stainless steel cabinet pull and lock - concealed hinge - under-cabinet LED lighting (ohc) 	-as indicated on the plan (submit samples for approval)
2. Movable Cabinets (kids cubby, shoe, book case)	<ul style="list-style-type: none"> - 20mm thk. Ordinary Plywood Cabinet Shelf & Door Duco Finish - Good quality ordinary plywood - 1" x 1" KD solid edging s4s - 1" x 2" KD solid edging s4s - 2" x 2" KD s4s solid nailers / support - stainless steel cabinet pull and lock - concealed hinge 	-as indicated on the plan (submit samples for approval)
E. GLASS PARTITIONS, DOORS & WINDOWS		
1. Wooden Doors	<ul style="list-style-type: none"> - WD-01 1.60m x 2.50m x 45mm thk Double Leaf Flush Type Hollow Core Wood Door with 2" x 4" solid jamb and frames, 6mm thk tempered clear glass view panel and transom, with lever type Lockset, Door Closer, Complete with Hardware and Accessories(Playroom, Activity Room, Dining) - WD-02 – 1.0m x 2.50m x 45mm thk Single Leaf Flush Type Hollow Core Wood Door with 2" x 4" solid jamb and frames, 6mm thk tempered clear glass view panel and transom, lever type Lockset, Door Closer, Complete with Hardware and Accessories(Library, Pantry, Storage, Toilet Hallway) 	<ul style="list-style-type: none"> -as indicated on the plan - submit sample/brochure for approval - Door Closer – submit sample/brochure for approval - Door lockset – submit sample/brochure for approval - Door Handle, Stainless Steel – submit sample for approval

24

PARTICULARS	DESCRIPTION	REMARKS
	<ul style="list-style-type: none"> - WD-03 – 0.90m x 2.50m x 45mm thk Single Leaf Flush Type Hollow Core Wood Door with 2” x 4” solid jamb and frames, 6mm thk tempered clear glass view panel and transom, lever type Lockset, Door Closer, Complete with Hardware and Accessories(Breastfeeding Room) - WD-04 – 1.0m x 2.50m x 45mm thk Single Leaf Flush Type Hollow Core Wood Door with 2” x 4” solid jamb and frames, 6mm thk tempered clear glass transom, lever type Lockset, Door Closer, kick plate, complete with Hardware and Accessories(Kids Toilet PWD) - WD-05 – 1.0m x 2.50m x 45mm thk Single Leaf Flush Type Hollow Core Wood Door with solid jamb, 6mm thk tempered clear glass transom, lever type Lockset, Door Closer, complete with Hardware and Accessories(Shower Room, Employees Toilet) - WD-06 – 0.70m x 1.50m x 45mm thk Louvered Wood Door with KD solid wood frames and jamb, stainless steel door handle, complete with Hardware and Accessories(slop sink) 	<ul style="list-style-type: none"> - tempered clear glass – submit sample for approval
2. Steel Door (SD-01)	<ul style="list-style-type: none"> - Fire Rated Steel Door ga. 18 x 1000 x 2150 x 45mm thk flush hollow core steel door, 3-hour fire rated with honeycomb insulation, ga 16 jamb, panic device, door closer, hinges and accessories. Pre-painted. 	<ul style="list-style-type: none"> -(submit brochure for approval)
3. Glass Doors / Glass Partitions (GD-01)	<ul style="list-style-type: none"> - Double Leaf Door 12mm thk Frameless tempered glass with powder coated FD100 top and bottom frame, with transom on powder coated aluminum frame, with stainless steel door handle, and vinyl frosted sticker - complete with patch fittings, hardware and accessories (door closer, pivot hinges, push bar, entrance lock, Flush Bolt, 32 x 300mm stainless steel door handle) - Screen Door - aluminum with lock 	<ul style="list-style-type: none"> -as indicated on the plan (submit sample / brochure for approval) a. Door handle (sample) b. Door closer c. Pivot Hinges d. Tempered clear glass (sample) e. powder-coated aluminum frame or color swatches for powder-coated finish

el

PARTICULARS	DESCRIPTION	REMARKS
(GP-01 / GP-02)	<ul style="list-style-type: none"> - 12mmthk Tempered Clear Glass on powder coated aluminum frame, with vinyl frosted sticker - Complete with sealant, bracket and anchors 	
4. Glass Windows (W-01, W-02, W-03, W-04, W-05)	<ul style="list-style-type: none"> - 6mm thk Clear tempered glass window with transom on powder-coated aluminum frame - Window screen for awning window – aluminum with lock 	-as indicated on the plan (submit sample / brochure for approval)
F. SPECIALTY WORKS		
1. Indoor Signages	<p>Door Signage</p> <ul style="list-style-type: none"> - 3M cut-out on vinyl frosted sticker , - color: pantone blue - font: Eras Demi Itc - size: 35mm <p>3mm thk acrylic cut-out letters and Arrow</p> <ul style="list-style-type: none"> - color: green/yellow/red/blue - Font: Arial Narrow - Size: 50mm <p>3mm thick Acrylic plastic panel,</p> <ul style="list-style-type: none"> - Color: Pantone 301-U - (refer to plan) <p>Accent Wall:</p> <ul style="list-style-type: none"> - Wood Plastic Composite Panel complete with accessories - Built-up Acrylic SSS logo - Size: 0.40 x 0.313m - Built-up white acrylic letters - Font : Eras Demi Itc - Size: 1.70 x 0.125m 	<p>-submit sample for approval</p> <p>-submit sample for approval</p> <p>-submit sample for approval</p> <p>-submit sample for approval</p>

PARTICULARS	DESCRIPTION	REMARKS
2. Sunscreen Roller Shades	<ul style="list-style-type: none"> -Roll-up Polyester /Polymer Shade -Chain Operated Roller System -#10 Plastic Bead Chain Operating Loop -Universal Mounting Brackets (Includes Hardware and Accessories). Provide Head Rail where Applicable. -Extruded Aluminum Roller Tube Made with Alloy 6063-T5 -Standard Roll (White Color – Series 5000) <p>Sunscreen Fabric Specifications:</p> <ul style="list-style-type: none"> - Composition : 30% Polyester, 70% PVC - Openness Factor : 1% - Width : 200cm / 250cm - Length : Approx. 30m/Roll - Thickness : 1.08mm - Weight: 810g/m2 ±5% - Tensile Strength : Warp 291.5kg/Weft 100.3kg - Tearing Strength : Warp 10.9kg /Weft 5.8kg - UV Blockage : 98% - Fire Rating : U.S.A. NFPA 701 - Color Fastness (AATCC16-2003): Class 4.5 - Environmental Certifications : Oeko-Tex[®] Standard 10 	<ul style="list-style-type: none"> -Submit sample for approval a. mock-up unit b. fabric swatches
3. Wall Padding / Cushion for Playroom	<ul style="list-style-type: none"> - High Density Foam 25mm thk x 1.20m high - Anti-bacterial treated, UV treated, mildew and fungi resistant 	-submit sample/brochure for approval
4.Rubber Floor Mats (Playroom, Activity room, Library)	<ul style="list-style-type: none"> - High quality and heavy duty interlocking rubber floor mats, 1000mm x 1000mm x 25mm thk 	-submit sample for approval
5.Toilet Partitions	<ul style="list-style-type: none"> - 13mm thk. Phenolic Board with High Pressure Laminates (HPL) on both sides - Water and impact resistance - Complete accessories (lockset with indicator, coat hook, hinges and footing) 	- Submit sample/brochure for approval
6. White Board	<ul style="list-style-type: none"> - 4' x 8' white board, magnetic with cushion (refer to plan) 	- Submit sample/brochure for approval
G. PLUMBING & SANITARY FIXTURES		
1. Pipes and Fittings Drain, Waste & Vent Piping	<ul style="list-style-type: none"> - uPVC, Series 1000 (Orange), Size depends on the design / plan 	- submit sample/brochure for approval

24

PARTICULARS	DESCRIPTION	REMARKS
Water Piping	- PPR Pipe PN20, Size Depends on the Design/Plan	- Submit sample/brochure for approval
2. Sanitary Fixtures and Accessories		
Water closet	<ul style="list-style-type: none"> - Water closet with tank coupled 3/6 LPF push button with soft closing sea and cover L690 x W370 x H785mm complete with fittings & accessories Osiris CS402B AW - Water closet with tank coupled push button single flush water closet with soft closing seat and cover L650 x W375 x H720mm 6 LPF / Wash Down complete with fittings & accessories CS996FPB 	<ul style="list-style-type: none"> - submit sample/brochure for approval - submit sample/brochure for approval
Urinal	- 29L x 30W x 43Hcm, ceramic, color white complete with flush valve, fittings and accessories	- submit sample/brochure for approval
Lavatory	<ul style="list-style-type: none"> - Under counter 540x425x170mm complete with fittings and accessories - Lavatory 520x440x205mm pedestal type rear flow with lavatory bracket including fittings and accessories 	<ul style="list-style-type: none"> - submit sample/brochure for approval - submit sample/brochure for approval
Kitchen sink	- Single bowl, stainless complete with fittings and accessories	- submit sample/brochure for approval
Handheld Bidet	- Bidet, B00603 Model, Stainless Steel, Handheld with Hose including complete fittings and accessories.	- submit sample for approval
Lavatory Faucet	<ul style="list-style-type: none"> - Stainless Steel Single Lever Faucet including pop-up drain, p-trap, flexible hose, complete with fittings & accessories - Goose Neck faucet for kitchen sink, stainless including drain, p-trap, flexible hose, angle valve complete with fittings and accessories 	<ul style="list-style-type: none"> - Submit sample for approval - submit sample/brochure for approval
Tissue Paper holder	- Stainless steel paper holder with lid	- Submit sample for approval
Soap Holder	- Stainless Soap Holder	- Submit sample for approval
Shower Head	- Stainless telephone shower head & faucet set with electric water heater, complete with fittings and accessories	- submit sample/brochure for approval

20

PARTICULARS	DESCRIPTION	REMARKS
Towel shelf	- Stainless with hooks	- submit sample/brochure for approval
Facial Mirror	- 6mm thick beveled on ¼” thk marine plywood backing	- submit sample for approval
Gate Valve	- 32mm Brass Finish Gate valve	- Submit sample for approval
Angle valve	- ½” stainless	- Submit sample for approval
Floor drain	- 4” x 4” stainless	- Submit sample for approval
Grease Trap	- Stainless Steel Grease Trap, 5 gal/min capacity, including complete fittings and accessories	- Submit brochure for approval
Grab Bar	- Stainless steel 32mm dia tubular bar complete with installation accessories	- Submit brochure for approval
Diaper changing station	- Wall mounted, foldable diaper changing table, Hi-density polypropylene (HDPE), antimicrobial	- Submit brochure for approval
H. PAINTING WORKS		
1. Surface Preparation of all painting works	Includes sanding, application of putty, easy tite, primer	
2. Fiber cement board New Wall/Ceiling	- 1 Coat Primer Paint / Permacoat Flat Latex Paint - Gypsum Putty - 2 Coats Semi-Gloss Latex Paint	- submit brochure for approval
Existing Wall/Ceiling	- 2 Coats Semi-Gloss Latex Paint	
3. Flooring (Playroom, Library and Activity Room)	- Epoxy Primer with Epoxy Reducer (1 coat) - Acqua Epoxy Paint (2 coats) - color: factory-mixed	- submit brochure for approval
4. Cabinets, Doors and jambs New Cabinets, Doors and Jambs	- 2 Coats Lacquer Primer Surfacer - Lacquer spot putty - 3 coats automotive lacquer paint	- submit brochure for approval
Existing Doors and Jambs	- 2 Coats automotive lacquer paint	
5. Masonry Wall / Columns	- 1 coat Permacoat Latex paint - 2 Coats Semi-Gloss Latex Paint - concrete neutralizer - Masonry putty	- submit brochure for approval

el

H. WARRANTY

The defects liability period shall be one (1) year from the project completion up to Final Acceptance by the SSS. During this period, the Contractor shall undertake the repair works, at his own expense, of any damage to the works on account of the use of materials of inferior quality, within ninety (90) days from the time the SSS has issued an order to undertake repair.

el

ELECTRICAL WORKS

I. GENERAL CONDITIONS:

- 1. All electrical works shall comply with the plan and specification in accordance with the latest edition of the Philippine Electrical Code (PEC).
- 2. Rough-in layout concealed between walls and exposed above ceiling shall be IMC and/or Polyvinyl Chloride (PVC) pipes and properly secured with clamps/ mounting supports. Exposed conduit must be RSC.
- 3. PVC pipe fitting layout shall be provided with appropriate PVC adapter with locknut and glued with PVC solvent and properly anchored with clamps/ supports.
- 4. Minimum size of conduit to be used shall be 15 mm diameter.
- 5. Minimum size of conduit for long runs exceeding 270° bends shall be 20 mm diameter and pull box shall be provided as necessary.
- 6. Color coding for wiring installations shall be as follows:

Lines - Red, Black, Yellow & Blue

Neutral - White

Ground - Green or Green with Yellow Stripe
- 7. Receptacle outlets shall be installed 1200mm above finished floor level.
- 8. Labeling / marking for the proposed branch circuit as indicated in the drawing and panel board directory prior to turnover to the owner.
- 9. All materials and equipment to be use shall be brand new and must be of the approved type and intended application.
- 10. Prepare load schedule for all new installation, if necessary incorporate with the existing load schedule as applicable and provide legible markings within the new and existing schedule of loads panel directory.

II. ELECTRICAL MATERIAL SPECIFICATIONS:

1. CONDUITS & FITTINGS

Materials	Specifications
a. uPVC Pipe Neltex, Emerald, Atlanta or its equivalent	20mmØ,
b. Flexible Metallic Conduit (FMC)	20mmØ
c. Intermediate Metal Conduit (IMC)	20mmØ, 32mmØ, 40mmØ,

el

2. BOXES / GUTTERS WITH COVERS

Materials	Specifications
a. Junction Box	steel sheet gauge 16
b. Utility Box	2" x 4", steel sheet gauge 16 uPVC Plastic Box (Tailee)

3. WIRES / CABLES & DEVICES

Materials	Specifications
a. 3.5 mm ² , 5.5 mm ² , 8.0 mm ² , 30.0mm ² , 38.0mm ²	THHN/ THWN stranded wire, lead free
b. Convenience Outlet	Duplex convenience outlet, 3 prong, parallel slot with ground, 15a, 2P, 230v, for UPS Duplex convenience outlet, 3 prong, parallel slot with ground, 15a, 2P, 230v, for Normal Single convenience outlet, 3 prong, parallel slot with ground, 15a, 2P, 230v, for Portable Emergency Light, Exit/ Fire Exit Signages cover
c. Switch	Switch, single pole, 15A, 250V, flush type (National/Panasonic Brand) (one, two, three gang and three way)
d. Lighting Fixtures Assembly	Recessed Lighting Fixtures,T8, 2x18watts LED, 1800 lumens with built-in driver, BI pin terminal 200-250VAC, 60Hz., 120 deg. light angle, 50,000 burning hours, (600x1200)mm w/ aluminum large cell parabolic louver type, anodized reflector, cool daylight complete with essential wiring. Recessed mounted, lighting fixture, 1x18watts led tube, 220v, t8, 1800 lumens, 120 light angle, size (150mmx1200)mm with aluminum large cell parabolic louver type and anodized reflector, cool daylight, complete with circuit wiring.
e. Cove Light	T8, LED, 1x18watts led tube, 220v, 1800 lumens, 120 light angle, cool daylight, complete with circuit wiring.

el

f. Down Lighting Fixture	down light, recessed type spun aluminum with 12watts led lamp, .6” dia., clear glass concave cover with white mounting ring complete with standard accessories and essential wirings.
g. Rechargeable Portable Emergency Light	2x3-5W min. LED, 220V, sealed LEAD acid battery
h. Exhaust Fan	Ceiling mounted, 55-watts min., 90-120cfm min., 230v, 60hz., with grill shutter/ louver or its approved type equivalent.

4. CIRCUIT BREAKERS / PANEL BOARDS

Materials	Specifications
a. Enclosed Circuit Breaker (ECB)	125A, 3P, 230VAC, 32kAIC min, 60Hz, Nema 1, surface Mounted, Industrial Type, w/ grounding terminal block, powder coated gray paint.
b. Main Distribution Panel (MDP)	Main: 125AT, 3P, 230V, 32kAIC min, 60Hz Branches: (4-Branches) 1-100AT, 3P, 230V, 25kAIC min., 60Hz 2- 50AT, 3P, 230V, 22kAIC min., 60Hz 1- SPACE, 3P, 230V Nema 1, surface Mounted, Industrial Type, w/ grounding terminal block, powder coated gray paint
c. Power Panel A/C (PP-A/C)	Main: 100AT, 3P, 230V, 25kAIC min., 60Hz Branches: (12-Branches) 2- 50AT, 3P, 230V, 18kAIC min., 60Hz 4- 40AT, 3P, 230V, 18kAIC min., 60Hz 3- 30AT, 2P, 230V, 18kAIC min., 60Hz, 3 – Space Nema 1, surface Mounted, Industrial Type, w/ grounding terminal block,powder coated gray paint
d. Lighting/ Power Panel (LPP)	Main: 50A, 3P, 230V, 22kAIC min., 60Hz Branches: (8-Branches – 3Phase) 8- 20A, 2P, 230V, 10kAIC min., 60Hz Nema 1, surface Mounted, Industrial Type, w/ grounding terminal block,powder coated gray paint

5. CONDUIT SUPPORT & OTHER MISCELLANEOUS & INCIDENTAL MATERIALS
REQUIRED TO COMPLETE THE INSTALLATION

Materials	Specifications
a.Conduit support	Threaded bar with Grip Anchor
b.Conduit clamp	U-bolts/ strapped
c.Mounting of conduit	Angular bar, 1 ¼' x 1 ¼" x ¼"

ELECTRICAL SCOPE OF WORKS:

- 1 The service provider/ contractor is required to conduct site inspection together with the EFMD Engineer or SSS representative to determine the nature and extent of necessary works, materials, services and consider these are essential and incidental requirement in the implementation of the project.
- 2 The contractor shall be responsible for the thorough coordination with the concern parties and, secure of all necessary work permits that maybe required of the project.
- 3 All works shall be properly coordinated with the SSS representative to discuss all phases of the works/ activities.
- 4 Any changes and/ or modifications of the materials specification and work orders shall be subject to discussion with involve parties to address any conflicts before proceeding of the said changes prior to the approval of the SSS representative.
- 5 The following layout materials to be used:

Intermediate Metallic Conduit

PVC conduit

- Feeder and sub-feeder layout

- for concealed and above ceiling layout

- switches shall be mounted embedded on the wall
- 6 Supply and install of electrical panel board complete with essential wiring system, terminal lags and other standard accessories, as indicated in the plan.

- Enclosed Circuit Breaker (ECB)

- Main Distribution Panel (MDP)

- Power Panel for Air-conditioning (PP-A/C)

- Emergency Lighting/ Power Panel (ELPP)
- 7 Supply and install of new electrical wiring and layout materials for the power supply of the following equipment, fixtures and devices as indicated in the plans:

- Duplex Convenience Outlet, 3-prong, parallel slot with grounding terminal

- Lighting Fixtures with Switches

- Down Lighting Fixtures

- Portable Emergency Light
- 8 Chipping & restoration works for electrical conduit chute that may be indirect to the raceway of the new installed modular tables.

44

- 9 Supply and install of conduit support/ hangers and shall be rigidly secured with appropriate fittings using appropriate materials.
- 10 All areas affected during implementation of the project by chipping/ boring, dismantling works and other related activities shall be restored to original condition at the owner’s satisfaction at no additional cost to the SSS.
- 11 Supply of labor, materials and devices that are essential to complete the project, may it be mention or not in the Terms of Reference (TOR), specified or not in Bill of Quantity (BOQ) and proposed plan layout.
- 12 Prepare and submission of blue print as-built plans in standard size (20inx30in) duly signed and sealed by the Professional Practitioners (Electrical/ Mechanical Engineer).
- 13 Testing and commissioning of the electrical wiring system, fixtures and other devices.

III. FIRE DETECTION AND ALARM SYSTEM (FDAS) SPECIFICATION

MATERIAL SPECIFICATIONS

Materials	Minimum Specification
Smoke Detector	Battery Operated Portable Smoke Detector device UL Listed
Heat Detector	Battery Operated Portable Heat Detector device UL Listed

FADS SCOPE OF WORKS:

- 1 Supply and installation of Battery Operated Portable Smoke and Heat Detector.
- 2 Testing, Commissioning and configuration, if necessary.
- 3 Perform other miscellaneous and incidental works and materials needed to complete the project and restoration of all areas affected at the satisfaction of the client.
- 4 Submit all brochures, manuals, guidelines and other materials necessary for the maintenance and operation of the portable smoke and heat detector.

IV. OTHER WORKS

Any damaged incurred during the activity shall be restored / repaired by the Contractor at his own expense and shall be done in a satisfactory and approved manner. Paint dropping and other stains relative to the project shall be removed from all areas.

V. PERMITS AND FEES

- 1 The work under this contract shall be in accordance to the latest requirements of the following:
 - Philippine National Building Code
 - Philippine Electrical Code
 - Local Utility Company

Nothing contained in these specifications or shown on the drawings shall be construed as to conflict with the National and Local ordinances and these mentioned ordinances are hereby made part of this specification.

- 2 All permits and electrical fees required in this work shall be obtained by and at the expense of the contractor. The Engineer shall be furnished by the contractor, the copy of the final certificate of electrical completion and approval by the government authorities.
- 3 During the progress of work, the contractor shall keep a record of all changes where the actual installation differs from that shown in the contract drawings. Upon completion, the contractor shall finalize the “as-built” drawings on tracing paper and submit to the Engineer for approval before reproduction.

VI. SUBMITTALS

- 1 Manufacturer’s data, shop drawings and samples required for the specific materials shall be submitted for approval to the Engineer prior to procurement and delivery to job site.
- 2 Manufacturer’s data shall be descriptive item catalog cut which shall include the manufacturer’s name, trade name, model number, name plate data, and others.
- 3 Shop drawings when required shall show type, size, sectional view, installation details, and elementary and wiring diagrams.
- 4 A certified test results for specific items when deemed necessary shall be submitted to the Engineer by the Contractor.
- 5 Manufacturer’s data or samples should be submitted of the following items:
 - Conduits and Fittings
 - Boxes and Accessories
 - Wires and Cables
 - Other items required by the Engineer

VII. STANDARD OF MATERIALS

All materials to be used in this installation shall be of high quality, free to any defect and of proven acceptability for the purpose it is intended for application. It shall conform to the latest applicable standards of the following:

- Philippine Electrical Code
- ASTM and NSC
- PEC and NEC

7.1 Raceways, Conduit Pipes and Fittings

7.1.1 Polyvinyl Chloride (PVC)

PVC conduits conforming to recognized standards for conduit as manufactured by Matsushita or approved equal.

7.1.2 Outlet Boxes and Covers

Terminations of pipes to outlet boxes shall be provided with suitable fitting and other devices especially designed for the purpose.

Receptacles	:	2" x 4" x 2.5"
Pull Boxes	:	depends on the number of conductor to occupy the boxes

7.2 Conductors, Wires and Cables

All wires and cables shall be copper, soft drawn and annealed with ninety-eight (98%) percent conductivity. For power systems, the conductors shall be thermoplastic and insulated to withstand a working pressure rated at 230 Volts, THHN/THWN type as indicated in the drawings. The feeder lines to panel boards shall be heat and moisture resistant, with size as indicated in the drawings.

The minimum size to be used in the installation shall be #3.5 mm sq. except for the controls where #2.0 mm sq. may be allowed. All conductors from sizes of #3.5 mm sq. or larger shall be stranded for additional flexibility while in transit inside pipe.

All wires and cables described above shall be of reputable manufactures.

7.3 Electrical and Wiring Devices

- 7.3.1 Wall Receptacles

Wall receptacles shall be of conventional type with an ampere rating of 15A, 230V, duplex, flush mounted. The mounting height shall be 300 mm above floor finish. It shall be as manufactured by National or approved equivalent.
- 7.3.2 Wall Plates for Switches and Receptacles

Wall plates for receptacles, in regards to colors shall be the sole choice of the Engineer. The brand shall be the same as specified above.

7.4 Standard of Workmanship

The workmanship required in this section shall be the generally accepted engineering practice standard of safety. Defective workmanship shall be redone outright without extra cost to the Owner. Conduit installations, boxes, fittings and accessories shall conform to the requirements of the Philippine Electrical Code and other standards required locally.

During installation, due to precautions shall be observed to protect the conduit and thread from mechanical injuries. The conduit ends shall be sealed in approved manner during the installation whenever the work is interrupted.

Conduit shall be checked for freedom from obstruction by pulling galvanized wire through the entire run of the conduit. The galvanized wire shall be maintained inside the pipe unit the conductors have been pulled permanently. Termination boxes for conduits shall be free from dirt and other debris which may cause obstructions.

All joints between lengths of conduit shall be water tight with red lead paints or other approved sealing agent.

Conduit shall be held firmly on pipe termination by a pair of locknut and bushing. All outlets shall be truly centered, plumb and leveled. Any discrepancy on outlet location between the electrical plans and the architectural plans shall be submitted to the attention of the Engineer.

Wiring method in general shall be installed inside rigid steel conduit as required in the plan; no such wire shall be pulled inside the pipe if the conduit system is not complete in all aspect, so that the conductor will be protected from damages and abrasion.

Conductors terminated in any kind of outlet box shall have at least 150 mm of wire extended free from the box as allowance for splicing. Color coding shall be observed throughout the installation to provide easy identifications.

Installation of lighting fixtures, wall mounted receptacles and switches shall be given due care as to prevent contact of live wire parts to respective fixtures.

Conductor joints or splices will only be allowed in boxes and should be properly insulated by means of a wire nut fitted to the size of conductor being joined. Splices will never be tolerated inside pipe.

7.5 Material Testing and Workmanship

7.5.1 Grounding

All exposed non-current carrying parts of Electrical Equipment and apparatus shall be properly grounded by means of ground rod driven one (1) meter below the ground level or connect to existing cold water pipe line. All metal conduit system and other parts required at ground potential shall be efficiently grounded. All panel boards' cabinet shall likewise be solidly grounded.

7.5.2 Materials and Workmanship Tests

All wiring system has to be tested for shorts and grounds after the installation has been completed. The Contractor shall furnish all necessary apparatus and testing equipment and will have to make good whatever deficiencies may be found. Test shall be conducted in the presence of the authorized representative of the Owner or the Engineer.

7.6 Guarantee

All materials and accessories furnished/installed under this part of the specifications shall be guaranteed for a period of one (1) year from date of acceptance thereof, and materials and equipment furnished shall be free from any defects in the materials, workmanship and design. At any time within one year after acceptance and upon proper notice the Contractor shall rectify any and all deficiencies including replacement of parts or the entire units without additional cost to the Owners, if such deficiencies have been caused directly or indirectly by inferior materials, faulty workmanship and/or defective design or parts. Expendable items are included in this one-year guarantee. During the guarantee period the Contractor shall perform free monthly inspection for the proper and efficient operation of the electrical system.

MECHANICAL WORKS

SECTION I: GENERAL PROVISIONS

1.0 SUMMARY

This section includes the scope of work, system description and general requirements to complete the air-conditioning systems of the project.

2.0 GENERAL REQUIREMENTS:

The contract drawings indicate the extent and general arrangement of the air conditioning systems. If departures from the drawings are deemed necessary, details of such departures and the reasons therefore shall be submitted to the Engineer and/or his representative for approval. No such departures shall be made without the prior written approval of the Engineer or his authorized representative.

2.1 **APPLICABLE STANDARDS:** All materials, machinery, and equipment shall be of the required quality used in good commercial and trade practice and shall be essentially the standard products of reputable manufacturers. The acceptability of these items including their workmanship and method of installation shall be established by the following:

- a. Philippine National Standard (PNS)
- b. The Philippine Mechanical Engineering Code.
- c. The Philippine Electrical Code.
- d. Fire Code of the Philippines.
- e. Building code of the Philippines
- f. American Society of Heating, Refrigerating & AC Engineers (ASHRAE).
- g. American Society of Mechanical Engineer (ASME).
- h. National Fire Protection Associations (NFPA).
- i. Air Moving and Conditioning Association (AMCA).

2.2 **EQUIPMENT SCHEDULE:** As soon as practicable, after date of the award of the contract, a complete schedule of the equipment proposed for installation shall be submitted for the approval of the Engineer showing dimensions and arrangement of the equipment necessary clearances. The schedule shall include catalogs, diagrams, and drawings. In the event any items or equipment contained in the schedule fails to comply with the specifications, such item may be rejected. ***If applicable***

2.3 **SHOP DRAWINGS:** As soon as practicable, after award of the contract and prior to installation, complete shop drawings, showing the sizes and the type of equipment, together with complete duct and piping layout and electrical connections shall be submitted to the Engineer for approval. ***If applicable***

2.4 **AS-BUILT PLANS:** "As -Built" drawings is required prior to issuance of certificate of completion. "As -Built" drawings shall be furnished the building owner. The As-Built plan shall be of 20" x 30" blueprint, signed and sealed by a Professional Mechanical Engineer. The As-Built plans shall include all contract drawings with the necessary revisions and modifications resulting in change from the original drawings, supplemented by such schematic, isometric, or other types of drawings as may be necessary to provide a clear understanding of installed systems "AS-BUILT".

- 2.5 **LOCAL LAWS AND ORDINANCES:** Aside from herein specified, the equipment and materials to be furnished and the installation of the systems shall conform to local laws, codes and other ordinances that are in force. If necessary, the contractor shall secure a permit to install from authorized agency having a jurisdiction over the place of installation and before final acceptance by the Owner a final certificate of inspection and a permit to operate the system shall be secured from the same government agency. Fees and other expenses due on these permits shall be borne by the contractor.
- 2.6 All tools, equipments, safety gadgets, medical kits shall be provided to ensure safety of the personnel and property against accidents and any untoward incidents that may affect the execution of the project.

3.0 COORDINATION OR WORK DONE BY OTHER TRADES:

- 3.1 It shall be the responsibility of this Contractor to closely coordinate his work with other trade concern to avoid conflicts and to insure the smooth and proper installation of the project.
- 3.2 This contractor shall carefully check space requirements to make sure that his equipment, air ducts, pipes, dampers, motor controllers, etc. can be installed in the space allotted for the same.

4.0 TECHNICAL PUBLICATIONS

The Contractor shall furnish the Owner three (3) copies of the maintenance and operational manual upon completion of the project. The manual shall be bound between hard covers and shall contain but is not limited to the installation and operating instruction, maintenance procedures, illustrations and drawings, detailed descriptions, tests, adjustments, safety precautions and parts list.

5.0 GUARANTEE AND SERVICE

The air conditioning equipment and accessories furnished/installed under this part of the specifications shall be guaranteed for a period of one (1) year from date of acceptance thereof, and materials and equipment furnished shall be free from any defects in the materials, workmanship, and design. At any time within the warranty period after acceptance and upon proper notice, the Contractor shall rectify all deficiencies including replacement of parts or the entire units without additional cost to the Owners/SSS, if such deficiencies have been caused directly or indirectly by inferior materials, faulty workmanship and/or defective design or parts. Expendable items such as oil, refrigerant, belts, filters, etc., are included in this one-year guarantee. During the guarantee period the Contractor shall perform free quarterly cleaning and servicing for all installed units and free monthly inspection for the proper and efficient operation of the system.

6.0 HOUSE KEEPING

Any damaged incurred during the activity shall be restored or repaired by the Contractor at his own expense and shall be done at the satisfaction of the client or SSS. Paint dropping and other stains relative to the project shall be removed from all areas. During the process of the work and on the completion of the project, the Contractor shall remove from premises all dirt, debris, rubbish, and waste materials caused by him in the performance of his work. He shall remove all tools, scaffolding and surplus materials after completion and acceptance of the work. All affected areas that will be damage for the access of roughing-in installation shall restored at its original state or conditions.

SECTION II: MECHANICAL WORKS

DESCRIPTION OF MECHANICAL WORKS:

The air-conditioning units shall be split-type. The fan coil units shall be floor mounted for 5TR and 3TR, wall mounted for 2HP. The Compressor shall be rotary or scroll type compressor. The air-cooled condensing units shall be installed at the outdoor open deck as recommended by the Building Administrator.

WORKS INCLUDED:

In general, the work under this section shall include but is not limited to the following principal items:

- a. Supply, delivery and installation of split-type air conditioning units, complete with standard accessories per proposed plan layout with the following equipment details:

OUTDOOR UNIT	COOLING CAPACITY (kW)	INDOOR UNIT	TYPE	REMARKS
ACCU 101	5 TR	FCU 101	FLOOR MOUNTED	FOR RELOCATION
ACCU 102	5TR	FCU 102	FLOOR MOUNTED	FOR RELOCATION
ACCU 103	3 TR	FCU 103	FLOOR MOUNTED	FOR RELOCATION
ACCU 104	3 TR	FCU 104	FLOOR MOUNTED	PROPOSED UNIT
ACCU 105	3 TR	FCU 105	FLOOR MOUNTED	PROPOSED UNIT
ACCU 106	2 HP	FCU 106	WALL MOUNTED	PROPOSED UNIT
ACCU 107	2 HP	FCU 107	WALL MOUNTED	PROPOSED UNIT

- b. Supply and installation of two (2) air curtains and six (6) exhaust fans per proposed plan layout.
- c. Supply and Installation of Refrigerant Piping System (refer to manufacturer’s recommendation for refrigerant pipe sizes), Hard drawn for ALL Units and shall be properly insulated. Supply and Installation of 1inØ Drainage Piping System, complete with fittings and essential accessories and rigidly secured with appropriate supports and mounting brackets.
- d. Fabrication and installation of FCU and ACCU platforms and refrigerant hangers.
- e. Fabricated platforms, mounting brackets, supports and other metal structures shall be painted with epoxy primer and finish with QDE paint suitable for outdoor application. Provide rubber pads for all mounting platforms.
- f. Furnish and installation of refrigerant, flushing agents and other consumables.
- g. Supply and installation of brand-new feeder line from Air-con Power Panel up to Outdoor Units including Enclosed Circuit Breakers (ECB’s) and electrical field and control wiring system from indoor units up to outdoor units. Supply and installation of other electrical components that may not be included in the bill of quantities but necessary to complete the project.

el

- h. Supply and installation of materials and other services not mentioned but are necessary to be rendered to complete the installation of electro-mechanical equipments and facilities and all other works/services.
- i. Conduct appropriate testing and commissioning of all air-conditioning units and make sure that all mechanical and electrical parameters are operating in good working condition. Submit complete report of equipment operation supported with measured and recorded electrical and mechanical parameters obtained during the testing and commissioning.
- j. The contractor is required to perform/conduct complete maintenance servicing and cleaning of all brand-new A/C equipment within the warranty period.

DESCRIPTION OF MECHANICAL EQUIPMENT

1.0 AIR-COOLED CONDENSING UNITS

- a. Units shall have capacity and configuration as shown on the drawings and as manufactured by a reputable manufacturer. All units shall be furnished factory assembled, tested, and piped complete with compressors, fans, motors, integrally wired control panel, starters, appropriate vibration isolators, steel base, and refrigerant control accessories. Unit shall have heavy gauge corrosion protected weatherproofed casing.
- b. Compressors shall be scroll type and rated to operate at not more than 3,500 RPM at full load. Units shall be equipped with reversible oil pumps, shut-off valves, oil level sight glass, high- and low-pressure cut-outs, oil safety switches and crankcase heaters to control oil dilution during shut-down.
- c. Condenser coils shall be seamless copper with mechanically bonded aluminum plate fins. Coil size, refrigerant circuiting and number of rows deep shall be compatible with the compressor displacement and capacity at the specified operating conditions with minimum refrigerant pressure drop.
- d. Condenser fans shall be statically, and dynamically balanced propeller type fans directly driven by totally enclosed and inherently protected motors.
- e. Motor starters, control components and power terminal shall be grouped in an accessible control box inside the unit casing. Electrical components shall be pre-wired and control circuits shall be independently protected with fuses or breakers. Compressor protection shall include automatic relays to prevent excessive compressor short cycling.
- f. A complete operating charge of R-410A or R-32 and compressor oil shall be furnished.

2.0 FAN COIL UNITS

- a. Units shall be ceiling mounted or suspended and wall mounted units as specified in the equipment schedule.
- b. Unit shall have capacity at the operating conditions specified. They shall include the evaporator coil, expansion valve, centrifugal type air circulation blower, permanent type air filter, condensate drip pans, and insulated decorative cabinet with discharge plenum, supply and return air grilles.

- c. Fan motors shall be equipped with overload protection.
- d. Provide appropriate layout for the drainage system based on the manufacturer's standard recommendations, provide common drain pipe header for the consolidated drainage system with at least 2inØ, complete with p-trap, clean-out and other fittings. Avoid using 90deg elbow or T-connectors.
- e. Individual drain system must be equipped with drain pumps and with appropriate clean-out fitting. Use 1inØ PVC pipe drain line as applicable.

BASIC MATERIALS AND METHODS

1.0 REFRIGERANT PIPING

- a. Refrigerant piping shall be type L, hard-drawn seamless copper, suitable for a working pressure of 1200-2600kPa/174-377psig for all units (refer to manufacturer's recommendation for refrigerant pipe sizes). Fittings shall be wrought copper or brass designed for use with high temperature solder and suitable for a working pressure of not less than 2413kPa/350psig. Joints from soldered to threaded joints shall be made with standard adapter fittings using high temperature solder. Pipes or tubing shall be cut accurately to measurements established at the building lines. All piping shall be laid straight, and no pipe shall be laid against other metal without insulation. After cutting, the tubing shall be reamed, all burrs removed, and the internal surfaces thoroughly cleaned. While soldering pipes and fittings together, a continuous flow of inert nitrogen gas must be applied to sweep the internal surface of the tubing to avoid the formation of oxide inside.
- b. Condensate drain piping shall be of PVC pipe and sized to liberally dispose of the condensate to the nearest floor drain. A P-trap with a clean out plugs shall be provided at the outlet for each drain pan.
- c. Pipe supports, and hangers shall be provided and fabricated in a workmanship manner out of steel angles, rods and flat bars. Metal to metal contact between pipes and hangers must be avoided by providing a 3mm. Thick rubber in between.
- d. Supports on horizontal lines shall be spaced at not more than 1.80 meters on center. All piping must be properly anchored so that no stress placed on equipment connection by expansion.
- e. Pipe sleeves shall be of standard PVC pipes with sufficient diameter to provide a minimum clearance of 6mm around the pipe and in case of insulated pipe approximately 6mm around the insulation. Pipe sleeves shall be installed whenever a pipe passes masonry or concrete and should not be permitted to pass through bearing walls, beams, or columns.
- f. Piping insulation shall be applied on all refrigerant suction and condensate drain lines. Insulation material shall be flexible elastomeric pipe insulation 2.5mm thick. Joints shall be sealed with appropriate contact adhesive. All refrigerant pipes shall be wrapped by polyethylene film cladding together with the wiring conduit.
- g. Refrigerant pipe sizes to be installed should be confirmed with the equipment supplier prior to installation at the job site.

- h. Upon completion of the installation, the entire refrigerant circuit shall be pressure and leak tested. Dry nitrogen gas should be used with a tracer of the type of refrigerant charge of the system. The high and low side shall be subjected to a pressure of 350 psig. These test pressures should be maintained for 24 hours, and any leaks found within the period must be immediately corrected. Leak detector to be used shall either be halide or electronic type. Dehydration should be in accordance with the equipment manufacturer recommendations. The triple evacuation should be employed bringing down the vacuum to 0.180-inch mercury absolute in each step or equivalent to 32° F indicated by the wet bulb vacuum indicator.

2.0 REFRIGERANT VALVES

- a. Refrigerant valves shall be installed in the suction and discharge lines adjacent to the compressor and on the liquid line discharge side of the condenser. The valves shall be wrought copper or brass for use with R-410A or R-32, suitable for a working pressure of 2413kPa.
- b. Thermostatic expansion valves of the proper capacity shall be installed in the refrigerant supply line to the evaporator. They shall be of the diaphragm type, externally equalized and must be of such optimum size as to maintain a full active evaporator under all load conditions and yet reduce the possibility of flooding the refrigerant to the compressors during part load conditions.
- c. Dehydrators in combination with strainers shall be installed in the refrigerant line on the inlet side of the thermostatic expansion and solenoid valves. They shall have brass or copper bodies designed for a working pressure of 2413 KPa.
- d. Sight glasses shall be combination of liquid and moisture indicators and shall be installed in the refrigerant lines to indicate whether the systems are properly charged and or with dry refrigerant in the system.

3.0 CONTROL SYSTEM

- a. Operation of the air conditioning system shall be fully automatic. They shall be capable of maintaining at full or partial loads inside conditions of 25°C D.B. (plus or minus 1.11 C) and 50% relative humidity (plus or minus 5% RH). Room thermostat shall control the operation of the compressor thru relays.
- b. The controls shall be wired in such a way that whenever a condensing unit is in operation the fan coil unit is also in operation.
- c. The compressor crankcase heater must be of such capacity as to provide sufficient heat to the oil in the crankcase during inoperative periods so that serious oil foaming and slogging shall be prevented. The heater must be automatically energized whenever compressor operation stops and de-energized when the compressor starts.

4.0 WIRING

All electric power and control wiring necessary to be provided by the Contractor shall be accomplished in accordance with the requirements of the electrical plans and specifications and shall conform to the PEC. Wiring system including materials shall also comply with the Manufacturer's Recommendation.

5.0 PAINTING AND FINISHING

Pipe hangers, duct hangers, un-insulated piping and other ferrous metal work that have not received factory painting shall be thoroughly cleaned and apply two (2) coats of rust preventive paint such as epoxy primer or red oxide.

6.0 VIBRATION ABSORBING FOUNDATION

All items for mechanical equipment shall be properly isolated from the building structure by means of vibration absorbing foundation. Each foundation shall include an adequate number of standard vibration isolation units. The Contractor is advised to submit a shop drawing of the proposed steel platform for the condensing units at the roof that is signed and sealed by a structural engineer for approval by the Architect prior to fabrication.

7.0 TESTING AND BALANCING

Upon completion of installation and when the system is ready for operation, capacity and general test shall be conducted by a competent and experienced engineer to be furnished by the Contractor. These tests shall demonstrate the specified capacities of the equipment and in accordance with the manufacturer's recommendation.

All instruments to be used shall be of the Industrial Grade, recently calibrated and of the proper type to suit the type of system being tested and balanced.

All piping shall be pressure tested at 1½ times the design working pressure. The pressure shall be held for 24 hours, and no pressure loss shall appear at the end of this period. All leaks shall be repaired and test repeated.

During this test, the Contractor shall demonstrate to the satisfaction of the Owner that all parts are installed correctly and operating properly. The Contractor shall be responsible for the satisfactory performance and all operating parameters such as temperature, current, voltage, electrical controls, etc.

SECTION III: FIRE PROTECTION WORKS

DESCRIPTION OF FIRE PROTECTION WORKS:

The Fire Protection works include the relocation of the existing sprinkler heads as per approved Reflected Ceiling Plan (RCP) layout.

DESCRIPTION OF WORKS:

In general, the work under this section shall include but is not limited to the following principal items:

- a. Supply and installation of new branchlines for the new fire protection layout. Relocation and adjustment of existing branchlines and sprinkler heads, complete with standard accessories per proposed plan layout including testing and commissioning.
- b. Supply and installation of new Sixty Three (63) Pieces Pendent Sprinkler Heads

BASIC MATERIALS AND METHODS:

1.0 SPRINKLER HEADS

Sprinkler heads shall be pendent type, 155°F or 68°C rating, 5.6K, Quick Response Type with escutcheon plate UL, FM certified.

2.0 PIPING

Pipes shall be Black Iron Pipe, Schedule 40, ASTM A53, ERW suitable for a working pressure of a maximum 300psi.

2.0 HANGERS AND SUPPORTS

Hangers shall be clevis hangers with approved sizes as per NFPA Standards.

4.0 PAINTING AND FINISHING

All pipings shall be painted with red oxide primer with two (2) coats of International Red Enamel finish by the fire protection contractor.

5.0 TESTING AND COMMISSIONING

All piping shall be pressure tested at 1½ times the design working pressure. The pressure shall be held for 24 hours, and no pressure loss shall appear at the end of this period. All leaks shall be repaired and test repeated.

el

CCTV CAMERA

SSS DAYCARE Proposed additional CCTV System:

Equipment:

- 5 units IP Camera 4MP – Est. Php 4,500 per pcs. X 5 = Php. 22,500
- 2 units POE switches 8 ports with SFP 2 ports with uplink RJ45 – Est. Php. 4000 per unit X 2 = Php. 8,000
- 6 Pcs SFP modules dual/duplex transceiver – Php. 600 per pcs. X 6 = Php. 3,600
- 4 Pcs SC-LC fiber patch cord 1meter – Php. 350 per pcs X 4 = Php. 1,400
- 1 Pc Data Cabinet 6U wall mounted (small) – Est. Php. 3,500
- 1 Box CAT6 cables solid 1000ft – Est. Php. 8,000 (branded)
- 1 Pc Patch Panel 24 ports for CAT6 – Php. 2,000
- 1 Pc Cable manager – Php. 500
- 1 Pc/lot Fiber optic cable with patch panel (Less 50m) w/fusion end – Php 7,000
- 100 pcs/box RJ45 connector for CAT6 – Php. 500
- 1 lot consumable material PVC pipe, pullbox, screws, solvent and among others /etc.

Equipment and Materials Specifications:

1. CCTV-IP Camera PoE 4MP Mini bullet indoor/outdoor specification:



Appearance: Mini Bullet Indoor/Outdoor.

Camera body & Junction box Material: Metal or Aluminum from the Manufacturer or equivalent.

Resolution: 4 Mega Pixels

Support the various unique features and special functions of CCTV IP cameras and NVRs.

With Built-In Microphone and On-Board Storages microSD and others, support up to 512GB or higher.

Network: 1 RJ-45 10/100/1000 Mbps self-adaptive Ethernet interfaces.

Support Multiple Remote Connections User/Host

Support Protocols TCP/IP, DHCP, IPV4, IPV6, HTTP, HTTPS & more others.

Support third party ONVIF, WDR, Night Visions & more others.

Support Security Password Protection.

Support Web Browser

Power Supply: RJ45 POE and separate 12VDC input plug (spare).

Support One-key reset.

Support On-board button reset.

Video & Audio storages: NVR and others.

Protection Level: IP67 or Highest.

Complete Product Packages and Accessories

2. POE Managed Switches 8-ports Gigabit with 2 SFP slots and 2 slots RJ45 uplink. Specification:



Supports IEEE802.3af, IEEE802.3at compliant and more others

Supports automatic network topology generation and network redundancy application.

Support Auto Negotiation MDI/MDIX.

Supports long distance power supply and POE protocols, power management policy.

All POE 8 ports Gigabit, all-SFP slots, 2 slots RJ45 uplink or equivalent.

To be installed in the Data Cabinet Standard Rack.

Complete Product Packages and Accessories

3. Dual Fiber Transceivers
specification:



1.25 Gbps or Higher-ups SFP Dual Fiber Transceivers
Support up to 10KM or higher, Support IEEE 802.3ab and more.

4. UTP CAT6 Cables – Indoor
Specification:



23 AWG Solid Copper Conductors, 305mtrs or 1000ft. in length Box or Spool.
Pure copper color White or Gray, PVC complies RoHS, with ISO Certification Test Standard & among others.

5. Steel Wall Box Data Cabinet – 500mmx300mmx200mm (Small Metal Color Black)
Specification:



Protection ratings IP66 or Higher, with key lock to close or open, with standard rack for Equipment
POE and among others heavy duty.

6. RJ 45 connectors for CAT6
Specification:



Pure Copper Golden Contact 8 Pin, capable for Power Over Ethernet (PoE) by IEEE standard and among others.

7. **Fiber Optic with Patch Panel with fiber optic drop cable**
Specification: Complies RoHS, with ISO Certification Test Standard & among others.



8. **Patch Panel 24 ports for CAT6**
Specification: standard with certification CE, FCC.. and among others.



9. **PVC pipe for CAT6 & Fiber Optic Cable**
Specification: Standard with certification CE, FCC., and among others.



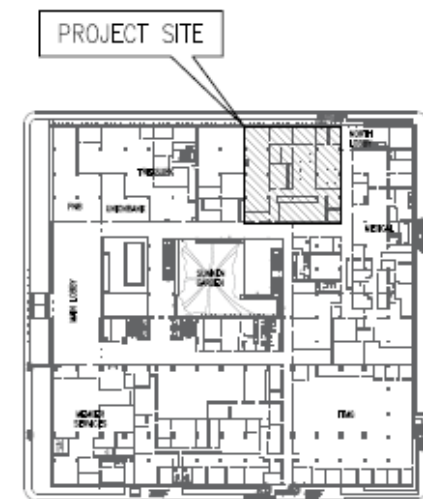
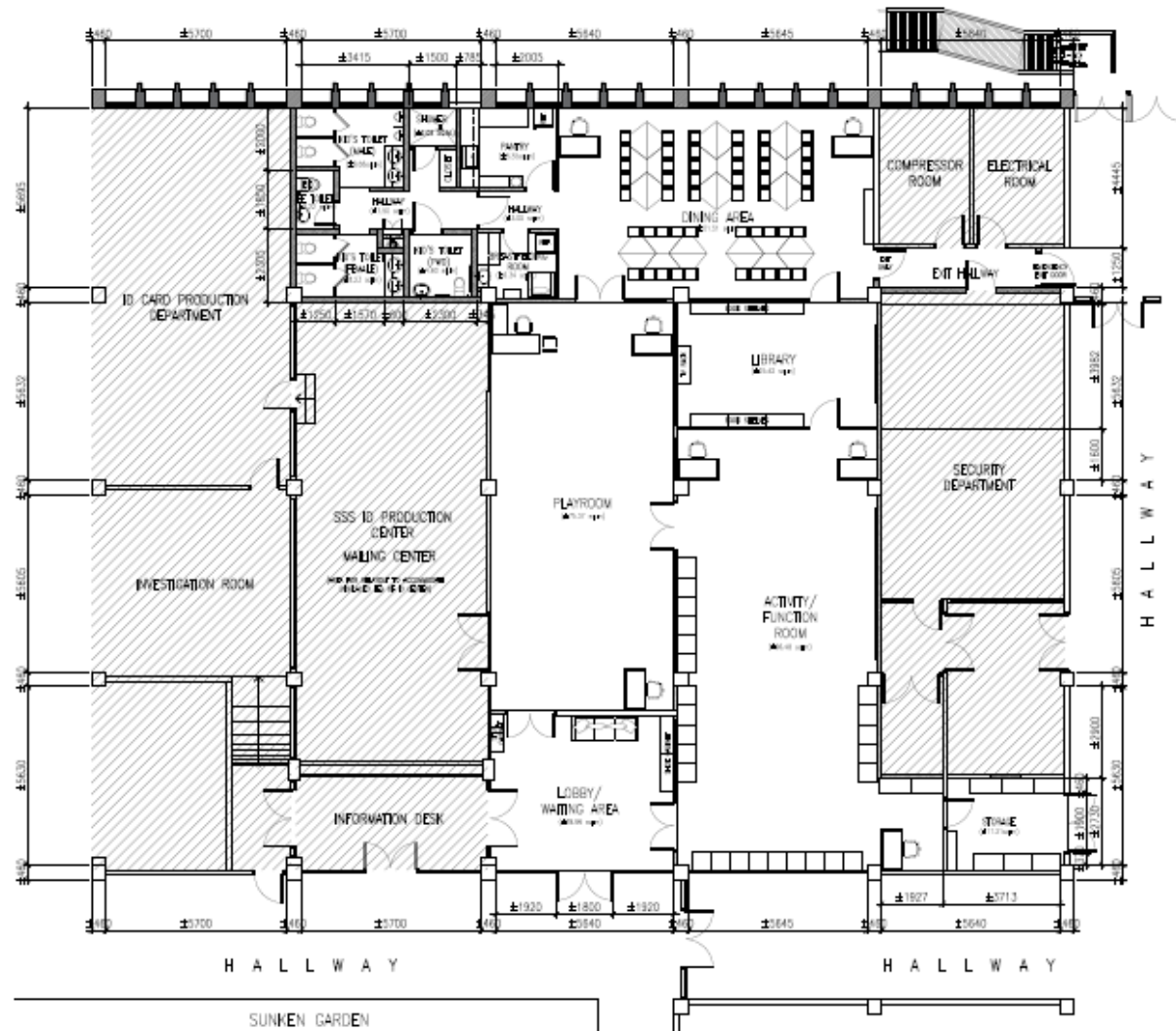
Section VII. Drawings

el






1
4-00 PERSPECTIVES
NOT TO SCALE

TABLE OF CONTENTS	
ARCHITECTURAL	
A-00	PERSPECTIVE, TABLE OF CONTENTS
A-01	PROPOSED FLOOR PLAN, KEY PLAN
A-02	DIMENSION PLAN
A-03	DEMOLITION DIMENSION PLAN
A-04	FINISHES PLAN
A-05	DESIGNATION PLAN
A-06	FURNITURE LAYOUT
A-07	REFLECTED CEILING PLAN
A-08	SECTIONS
A-09	SECTIONS
A-10	DOOR SCHEDULE/GLASS PARTITION SCHEDULE
A-11	WINDOW SCHEDULE
A-12	KID'S TOILET DETAILS (MALE)
A-13	KID'S TOILET DETAILS (FEMALE)
A-14	EE TOILET DETAILS
A-15	KID'S TOILET DETAILS (PWD)
A-16	SHOWER ROOM DETAILS
A-17	BREASTFEEDING ROOM DETAILS, SLOP SINK DETAILS
A-18	PANTRY COUNTER AND CABINET DETAILS
A-19	HANGING CABINET DETAILS, KID'S CUBBY CABINET DETAILS
A-20	SHOE CABINET DETAILS, BOOK CASE DETAILS, LOBBY/WAITING AREA ACCENT WALL DETAIL
A-21	SSS LOGO DETAIL, FIRE EXIT DOOR MOUNTED SIGNAGE DOOR SIGNAGE DETAIL, CR DOOR/WALL MOUNTED SIGNAGES WALL MOUNTED SIGNAGES, DOOR SIGNAGE
STRUCTURAL	
S-01	CONSTRUCTION NOTES
S-02	CHB WALL STRUCTURAL DETAILS
PLUMBING	
P-01	WATER LINE LAYOUT, SEWER LINE LAYOUT

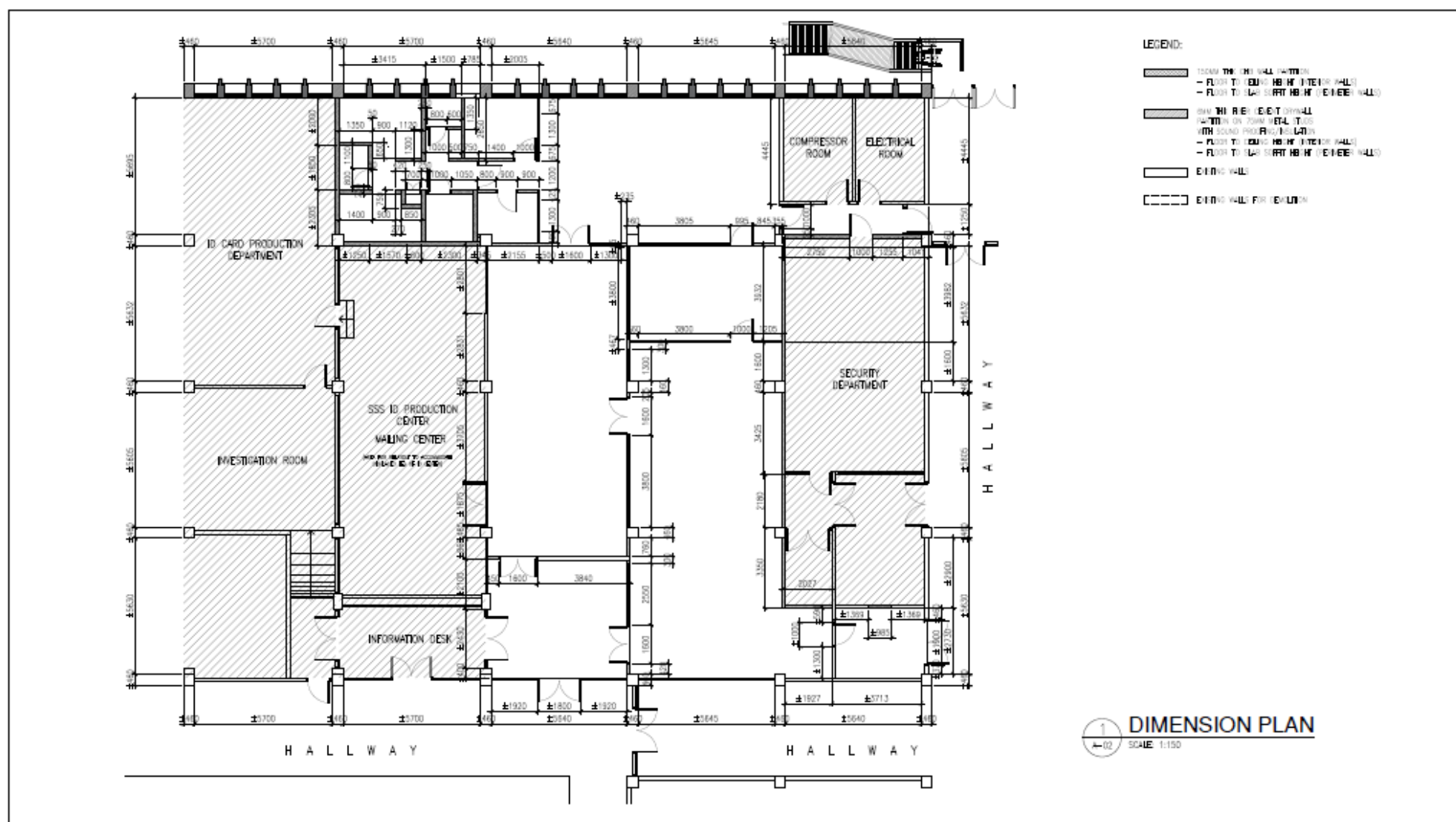


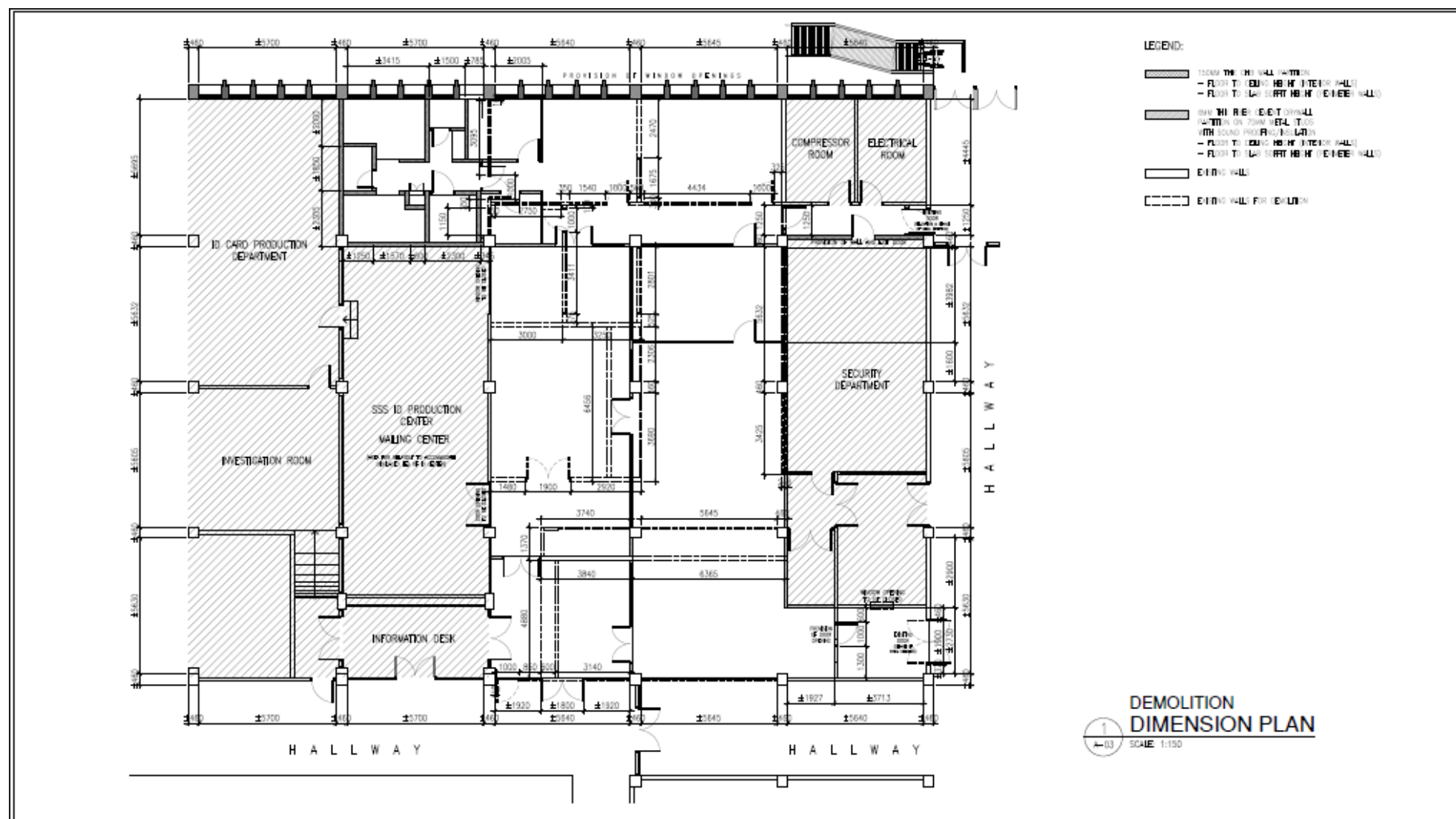
2 KEYPLAN
A-01 NOT TO SCALE

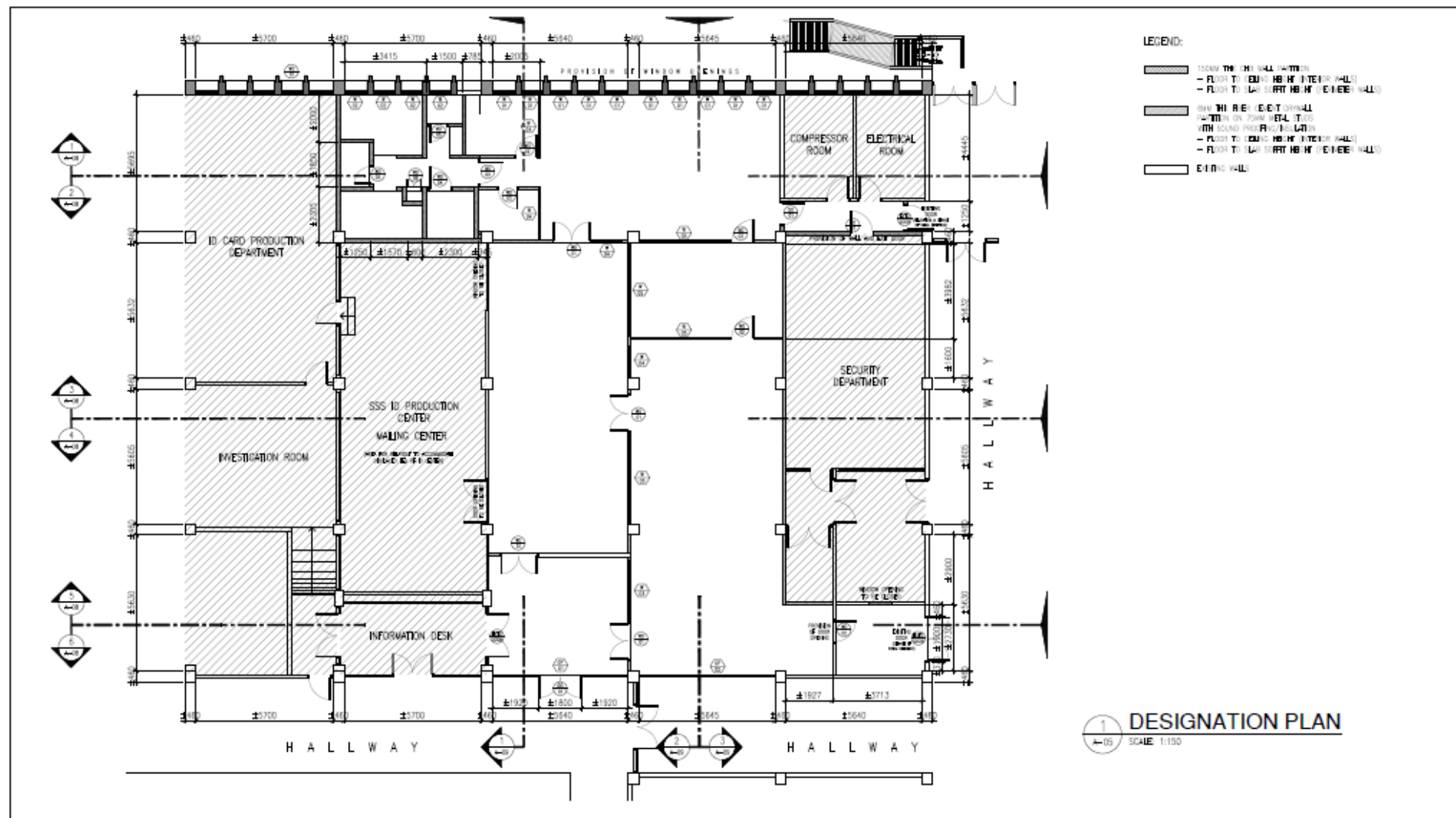
LEGEND:

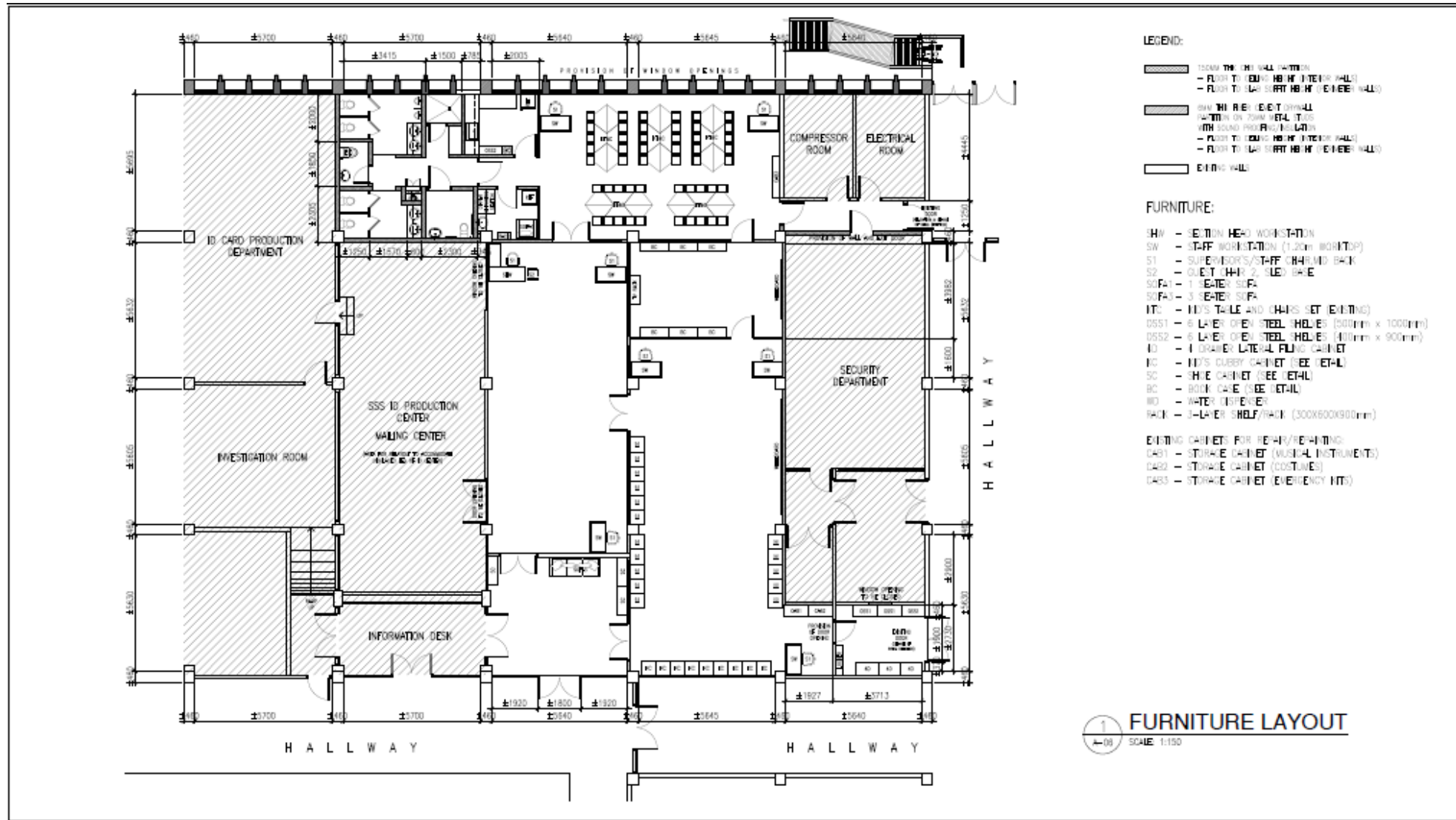
-  150MM THICK CHG WALL PARTITION
- FLOOR TO CEILING/SLAB SCOFF HEIGHT
-  60MM THICK RIGID FOAM STYROBALL
PARTITION ON 75MM METAL STUDS
WITH SOUND PROOFING INSULATION
- FLOOR TO CEILING/SLAB SCOFF HEIGHT
-  EXTERIOR WALLS

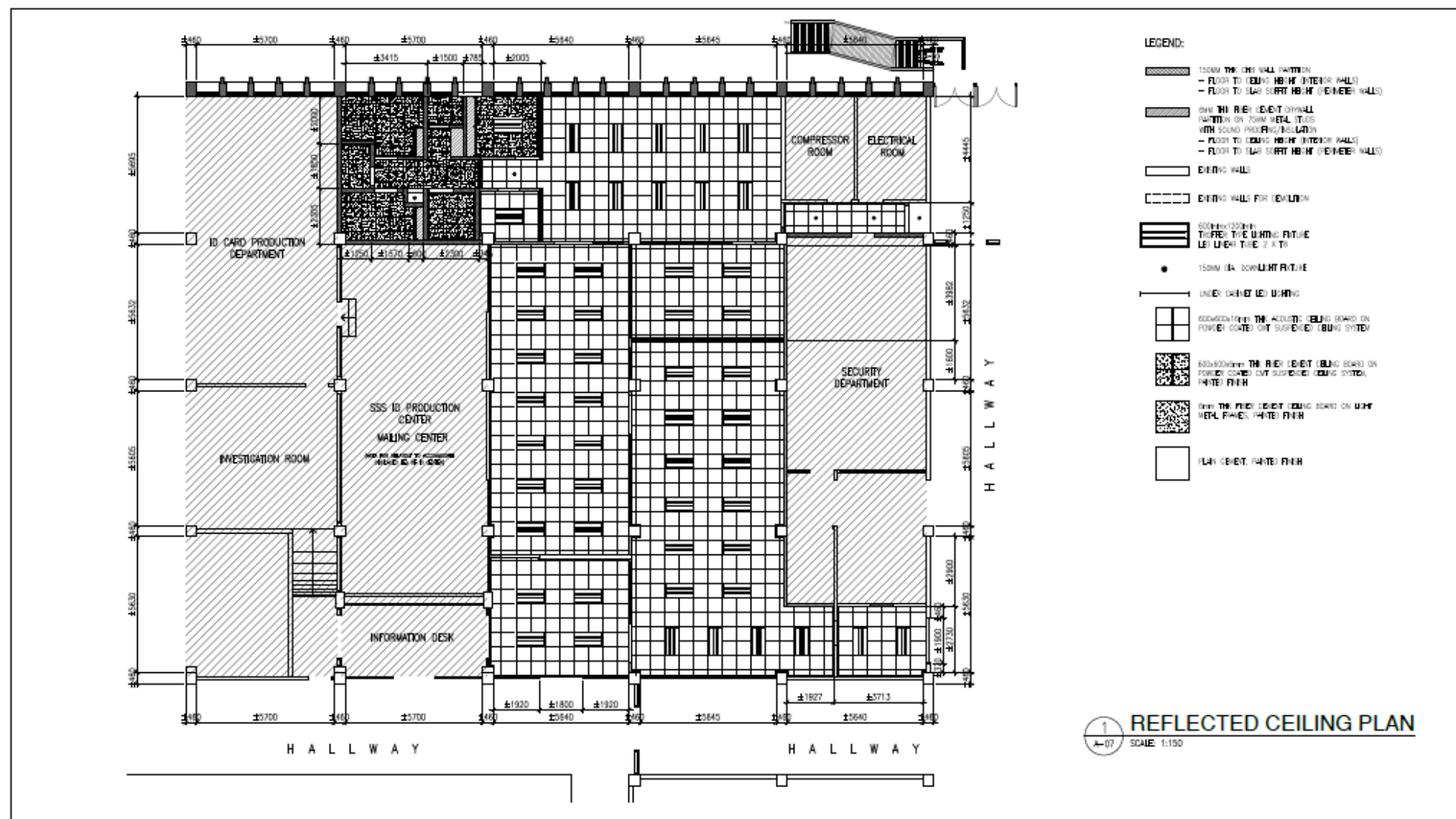
1
A-01 PROPOSED FLOOR PLAN
SCALE 1:150

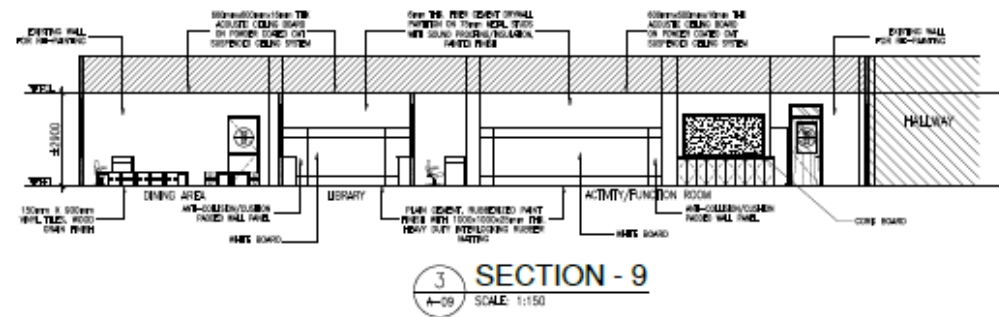
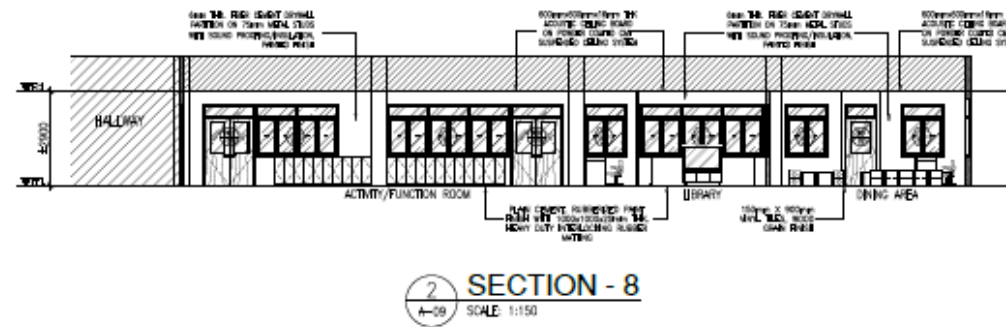
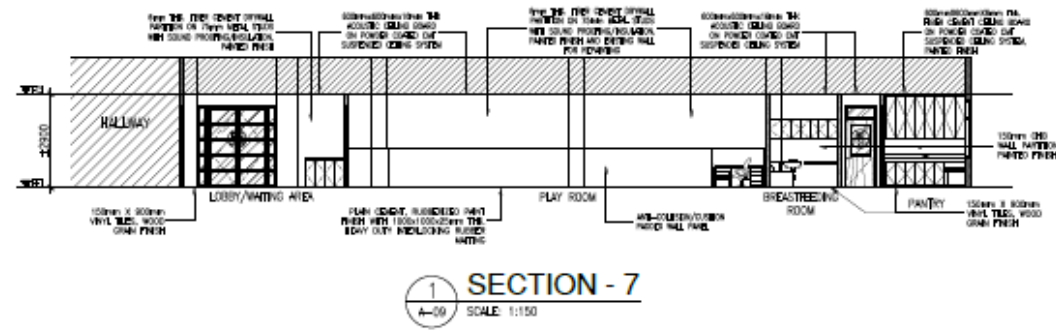


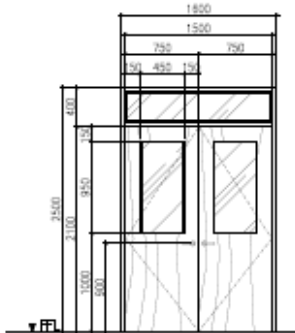
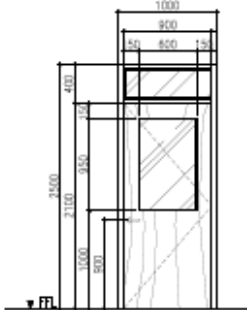
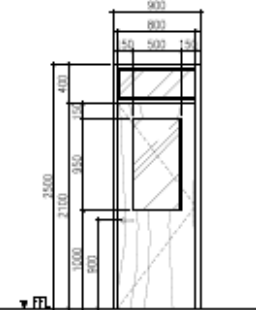
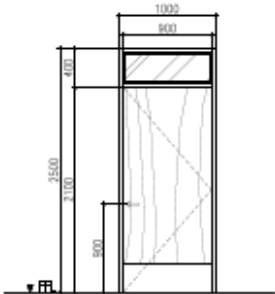
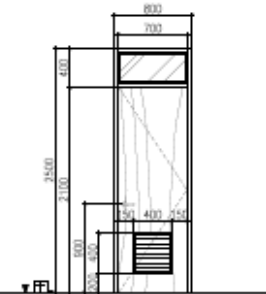
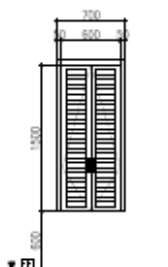
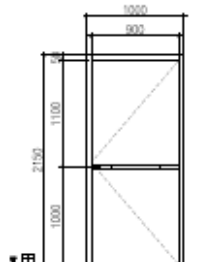
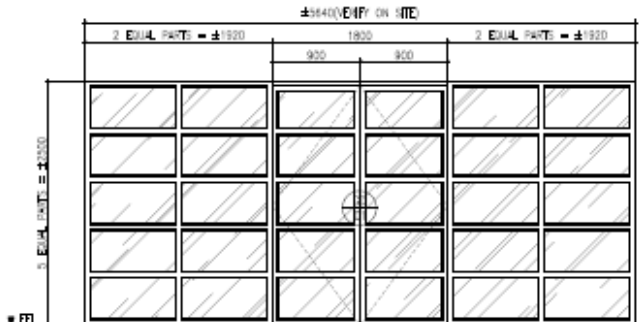
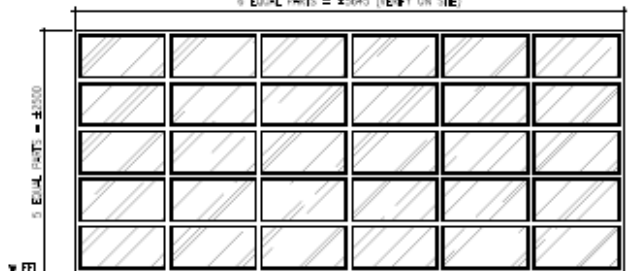


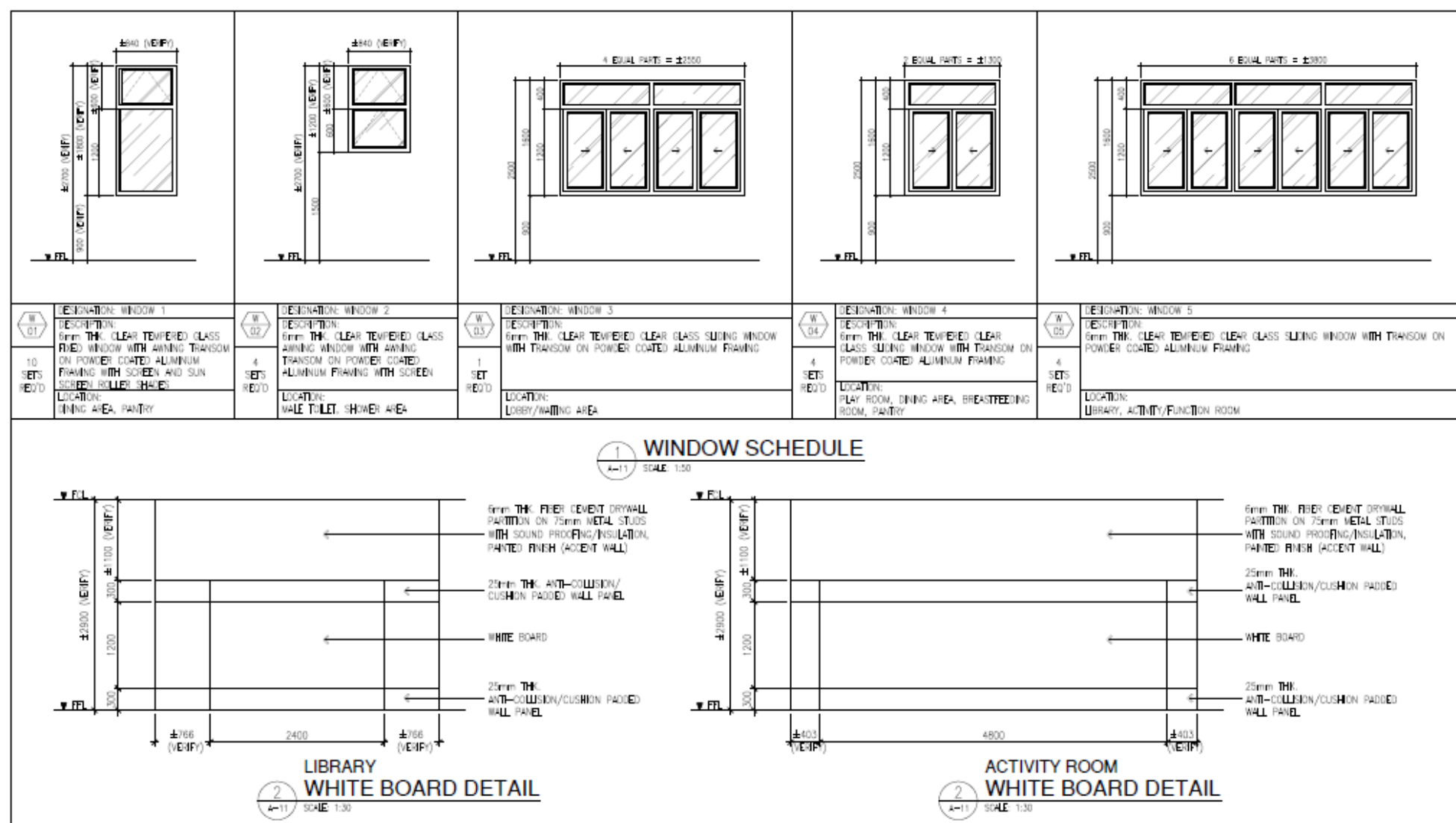


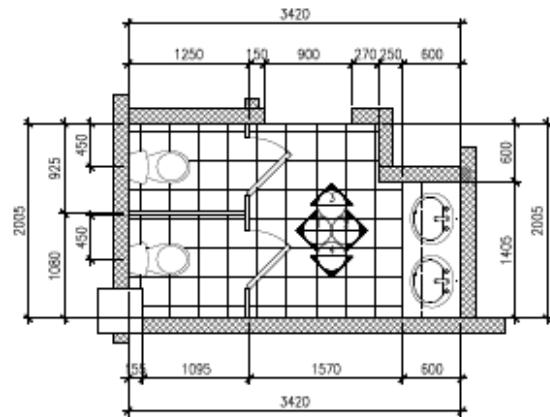




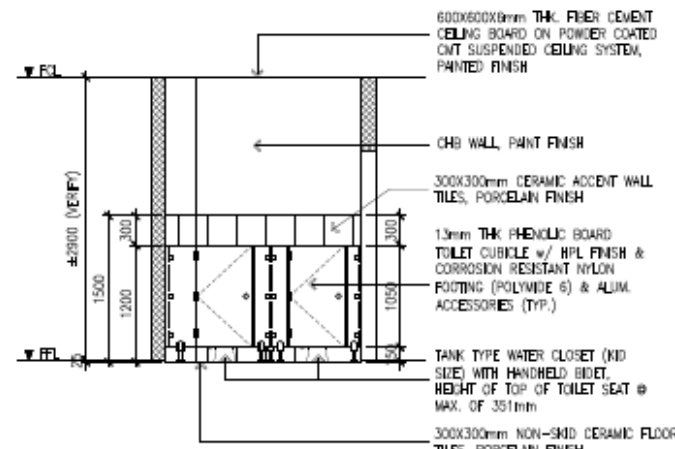


				
<div>NO 01</div> <div>DESIGNATION: WOOD DOOR 1</div> <div>DESCRIPTION: DOUBLE LEAF FLUSH HOLLOW CORE WOOD DOOR WITH 6mm THK. TEMPERED CLEAR GLASS VIEW PANEL AND TRANSOM, LEVER TYPE LOCKSET, DOOR CLOSER, COMPLETE WITH HARDWARE & ACCESSORIES</div> <div>4 SETS REQ'D</div> <div>LOCATION: ACTIVITY ROOM, PLAY ROOM, DINING AREA</div>	<div>NO 02</div> <div>DESIGNATION: WOOD DOOR 2</div> <div>DESCRIPTION: SINGLE LEAF FLUSH HOLLOW CORE WOOD DOOR WITH 6mm THK. TEMPERED CLEAR GLASS VIEW PANEL AND TRANSOM, LEVER TYPE LOCKSET, DOOR CLOSER, COMPLETE WITH HARDWARE & ACCESSORIES</div> <div>5 SETS REQ'D</div> <div>LOCATION: LIBRARY, PANTRY, STORAGE, TOILET HALLWAY</div>	<div>NO 03</div> <div>DESIGNATION: WOOD DOOR 3</div> <div>DESCRIPTION: SINGLE LEAF FLUSH HOLLOW CORE WOOD DOOR WITH 6mm THK. TEMPERED CLEAR GLASS VIEW PANEL AND TRANSOM, LEVER TYPE LOCKSET, DOOR CLOSER, COMPLETE WITH HARDWARE & ACCESSORIES</div> <div>1 SET REQ'D</div> <div>LOCATION: BREAKFEEDING ROOM</div>	<div>NO 04</div> <div>DESIGNATION: WOOD DOOR 4</div> <div>DESCRIPTION: SINGLE LEAF FLUSH HOLLOW CORE WOOD DOOR WITH 6mm THK. CLEAR GLASS TRANSOM, LEVER TYPE LOCKSET, DOOR CLOSER, AND KICK PLATE, COMPLETE WITH HARDWARE & ACCESSORIES</div> <div>1 SET REQ'D</div> <div>LOCATION: MD'S TOILET (PWD)</div>	<div>NO 05</div> <div>DESIGNATION: WOOD DOOR 5</div> <div>DESCRIPTION: SINGLE LEAF FLUSH HOLLOW CORE WOOD DOOR WITH BOTTOM LOUVER AND 6mm THK. CLEAR GLASS TRANSOM, LEVER TYPE LOCKSET, DOOR CLOSER, COMPLETE WITH HARDWARE & ACCESSORIES</div> <div>2 SETS REQ'D</div> <div>LOCATION: SHOWER ROOM, EMPLOYEE'S TOILET</div>
				
<div>NO 06</div> <div>DESIGNATION: WOOD DOOR 6</div> <div>DESCRIPTION: LOUVERED WOOD DOOR WITH MD SOLID WOOD FRAMES, STAINLESS STEEL DOOR HANDLE, COMPLETE WITH HARDWARE AND ACCESSORIES</div> <div>1 SET REQ'D</div> <div>LOCATION: JANITOR'S CLOSET/SLOP SINK</div>	<div>NO 07</div> <div>DESIGNATION: STEEL DOOR 1</div> <div>DESCRIPTION: FLUSH HOLLOW CORE FIRE RATED STEEL DOOR WITH PANIC DEVICE, COMPLETE WITH HARDWARE AND ACCESSORIES</div> <div>2 SETS REQ'D</div> <div>LOCATION: EMERGENCY EXIT DOORS</div>	<div>NO 08</div> <div>DESIGNATION: GLASS DOOR 1</div> <div>DESCRIPTION: 6mm THK. TEMPERED CLEAR GLASS DOOR ON POWDER COATED ALUMINUM FRAMING, WITH STAINLESS STEEL DOOR HANDLE, HARDWARE AND ACCESSORIES, WITH SCREEN DOOR AND SUN SCREEN ROLLER SHADES</div> <div>1 SET REQ'D</div> <div>LOCATION: MAIN ENTRANCE / HALLWAY</div>	<div>GP 01</div> <div>DESIGNATION: GLASS PARTITION 1</div> <div>DESCRIPTION: 6mm THK. TEMPERED CLEAR GLASS ON POWDER COATED ALUMINUM FRAMING</div> <div>1 SET REQ'D</div> <div>LOCATION: MAIN ENTRANCE</div>	<div>GP 02</div> <div>DESIGNATION: GLASS PARTITION 2</div> <div>DESCRIPTION: 6mm THK. TEMPERED CLEAR GLASS ON POWDER COATED ALUMINUM FRAMING, AND VINYL FROSTED STICKER AS SHOWN WITH SUN SCREEN ROLLER SHADES</div> <div>1 SET REQ'D</div> <div>LOCATION: ACTIVITY ROOM / HALLWAY</div>

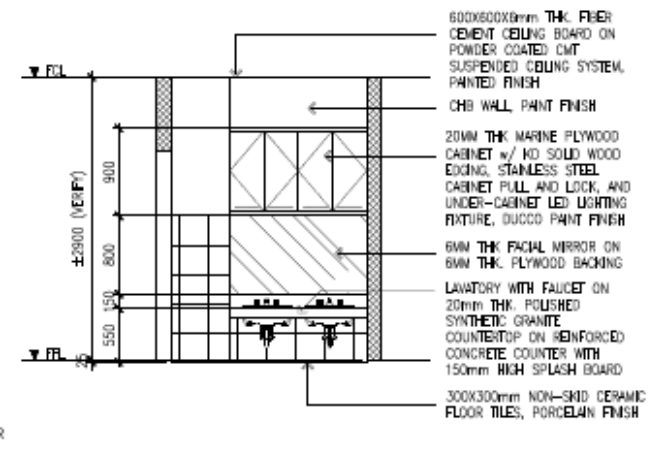




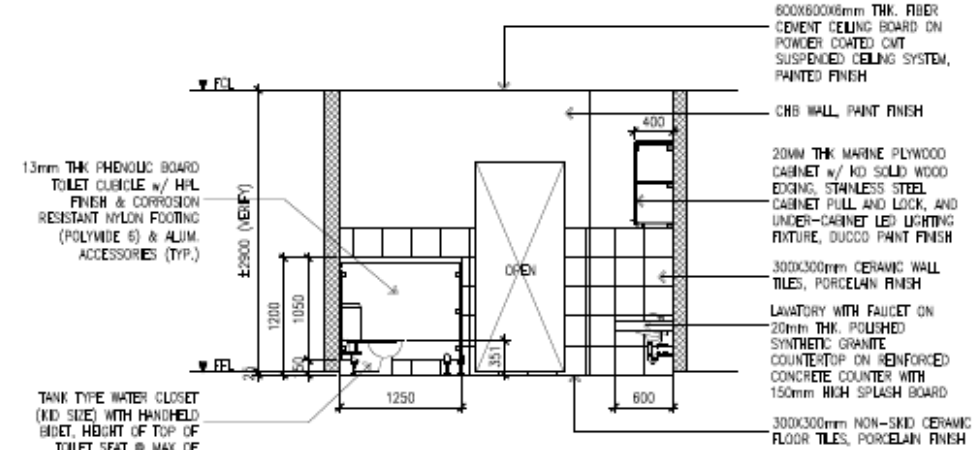
PLAN



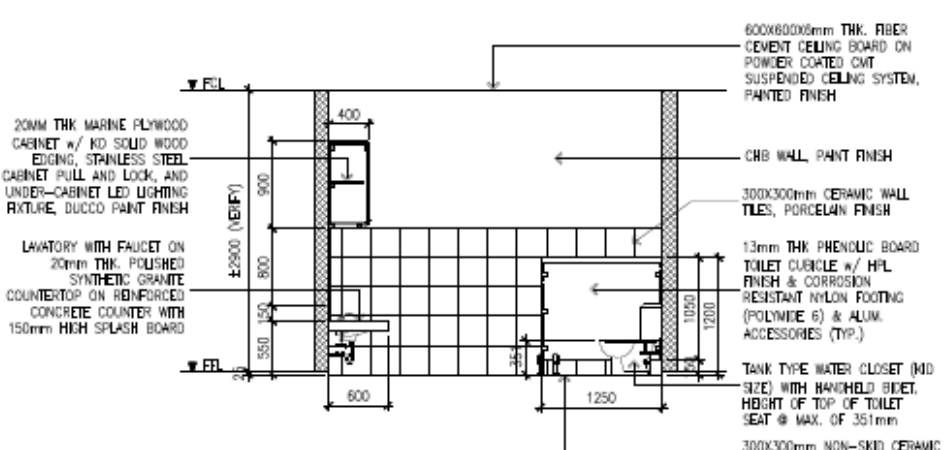
SECTION - 1



SECTION - 2



SECTION - 3

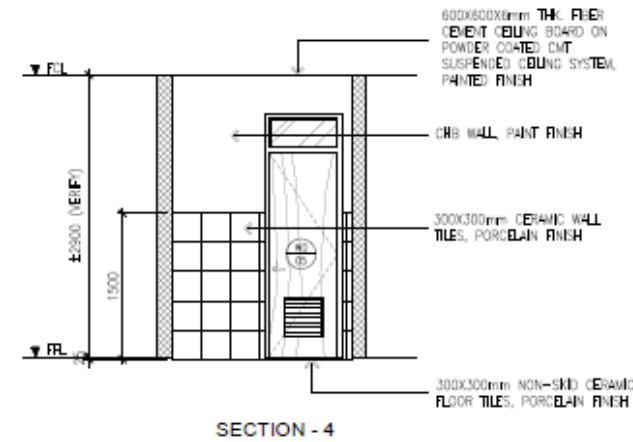
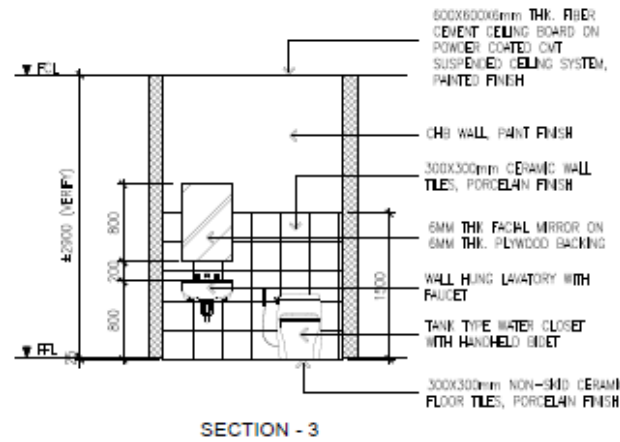
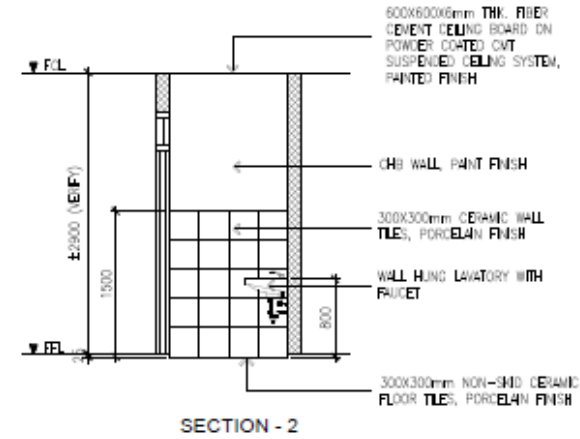
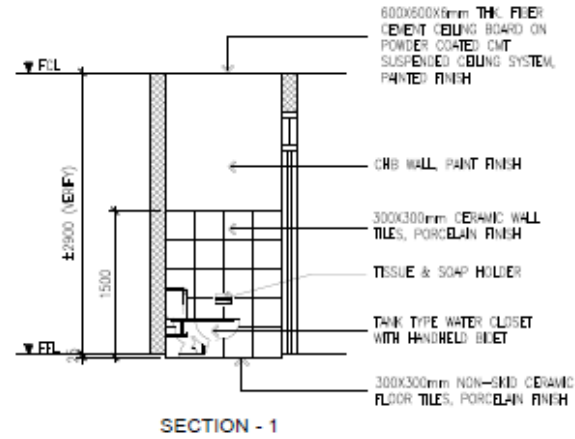
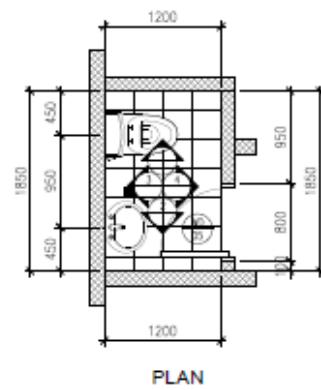


SECTION - 4

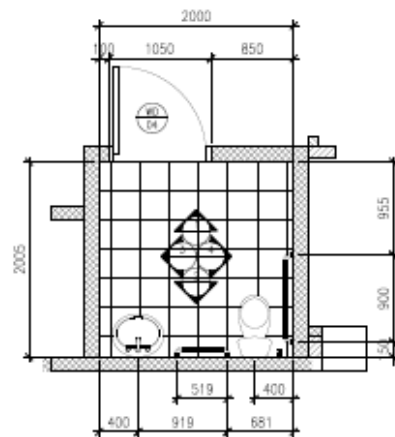
KID'S TOILET (FEMALE)
TOILET DETAILS

1
13

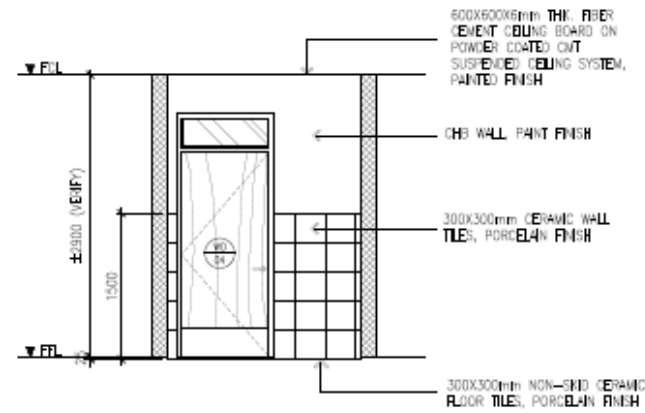
SCALE: 1:50



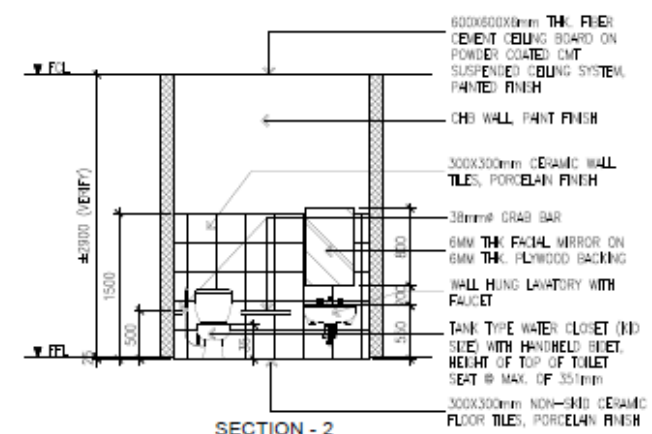
EE TOILET
TOILET DETAILS
1
4-14 SCALE 1:50



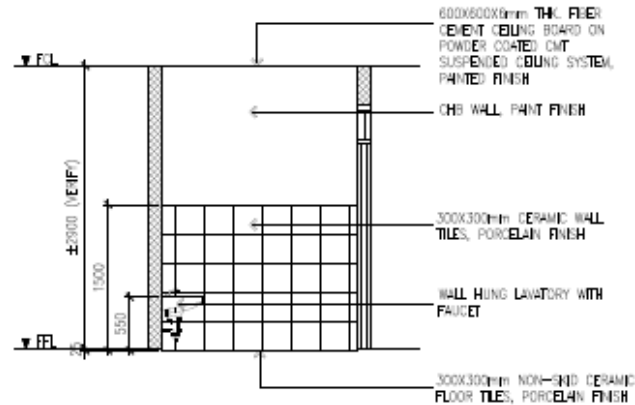
PLAN



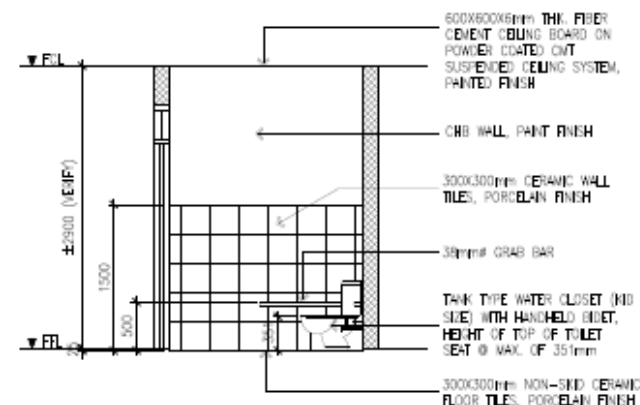
SECTION - 1



SECTION - 2

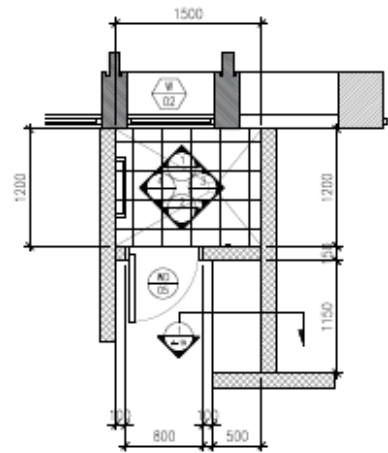


SECTION - 3

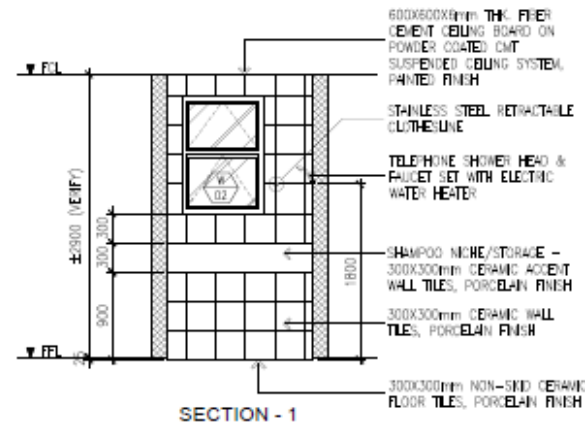


SECTION - 4

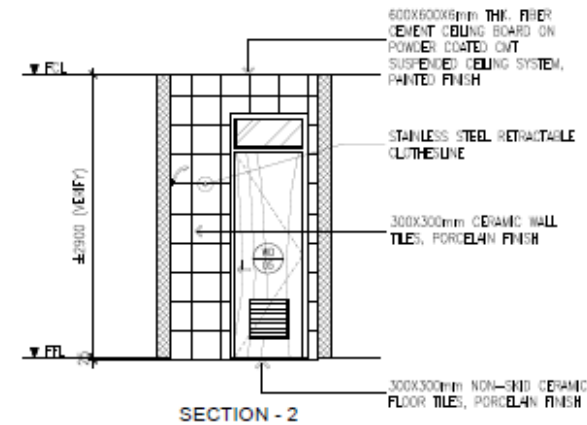
KID'S TOILET (PWD)
TOILET DETAILS
1
A-15 SCALE 1:50



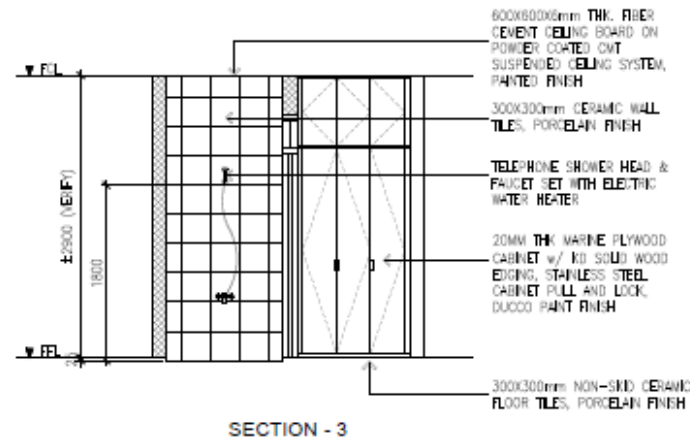
PLAN



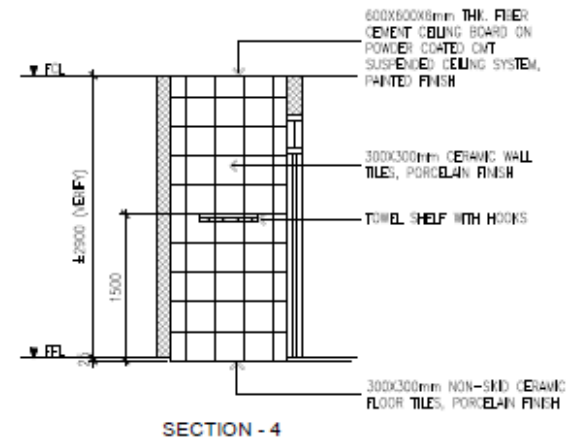
SECTION - 1



SECTION - 2

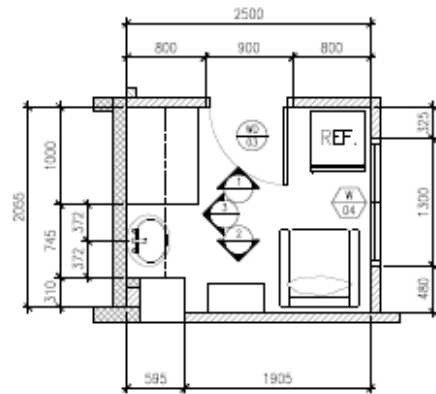


SECTION - 3

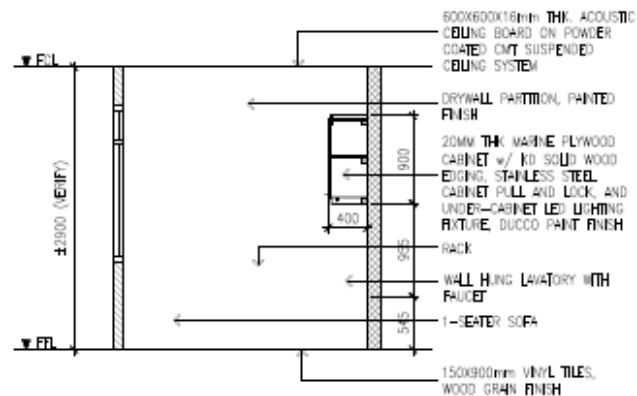


SECTION - 4

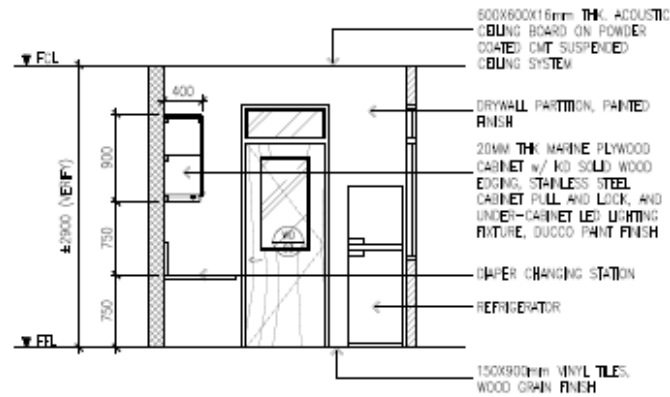
1 SHOWER ROOM DETAILS
SCALE 1:50



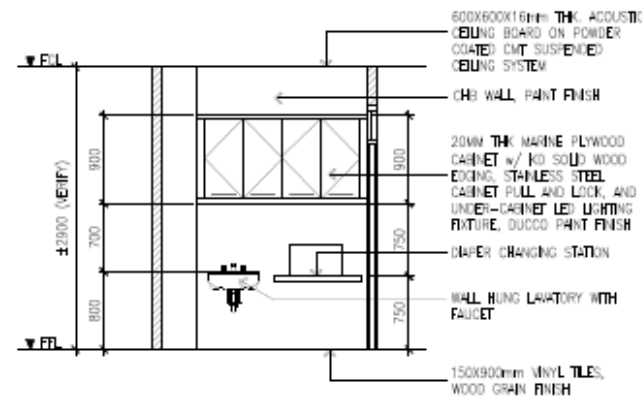
PLAN



SECTION - 2

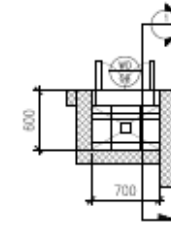


SECTION - 1

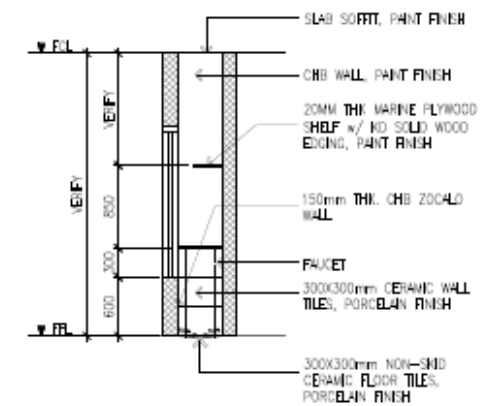


SECTION - 3

1 BREASTFEEDING ROOM DETAILS
A-17 SCALE: 1:50

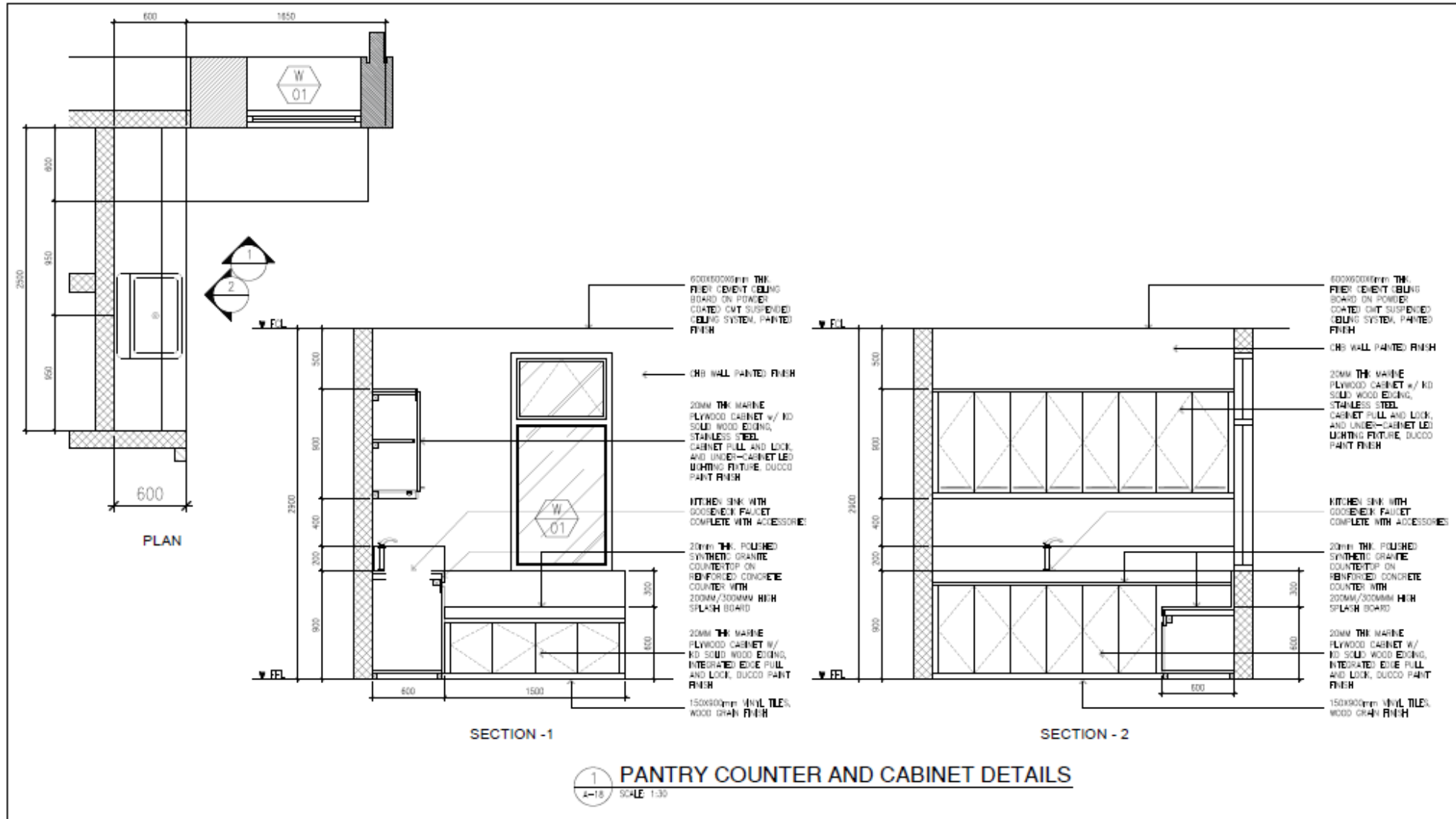


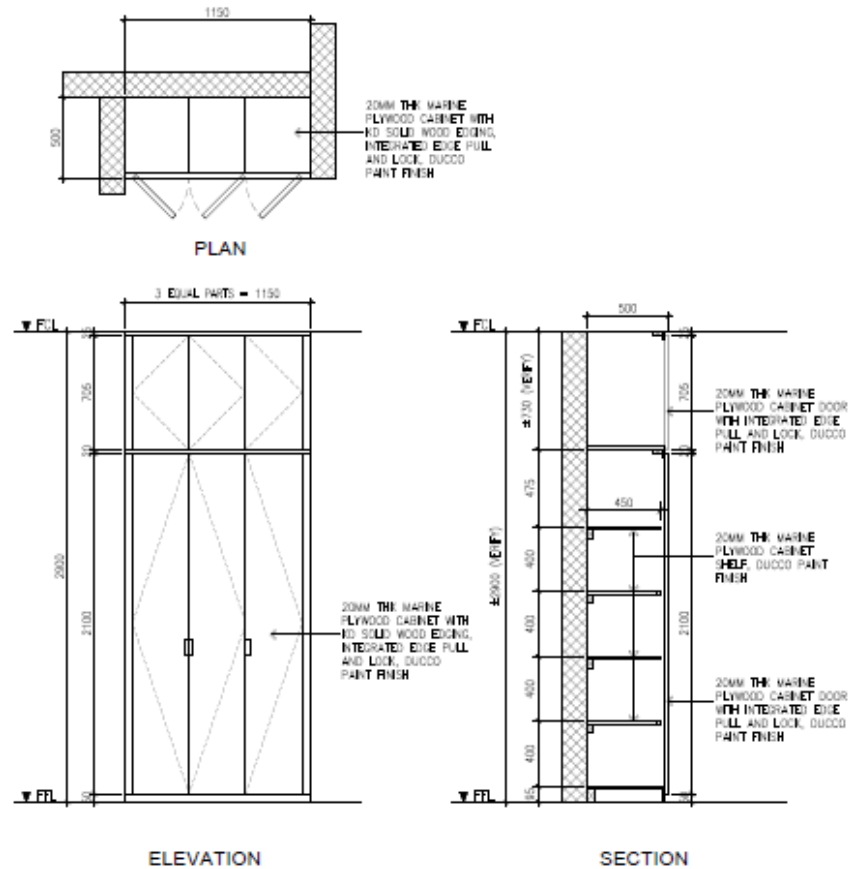
PLAN



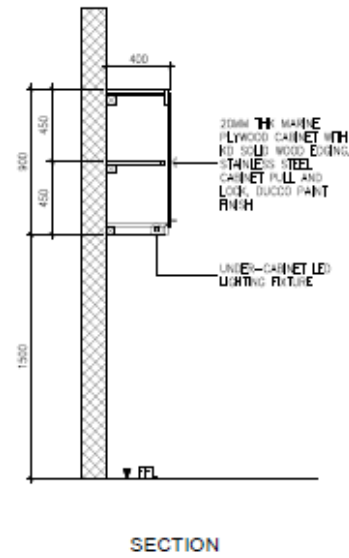
SECTION - 1

2 SLOP SINK DETAILS
A-17 SCALE: 1:50

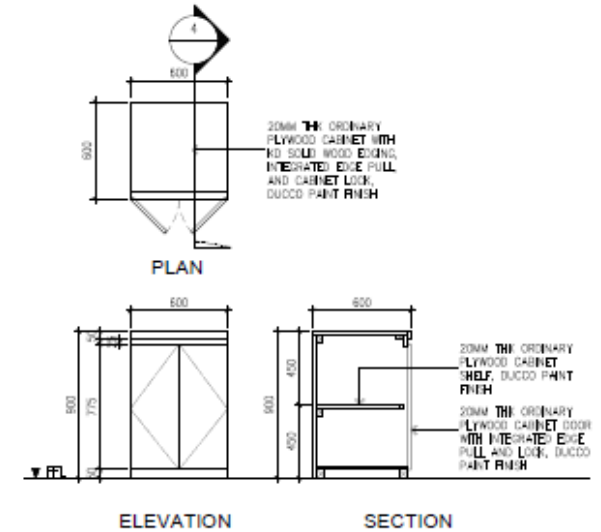




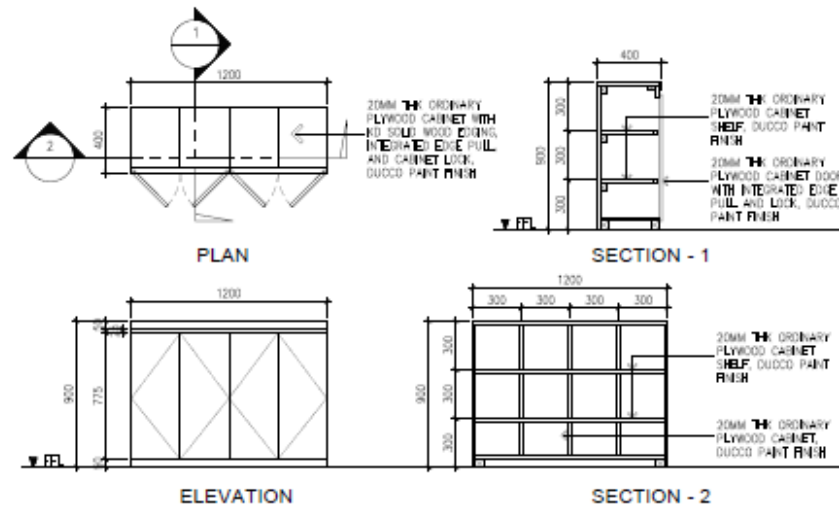
1 CLOSET DETAILS
SCALE 1:30



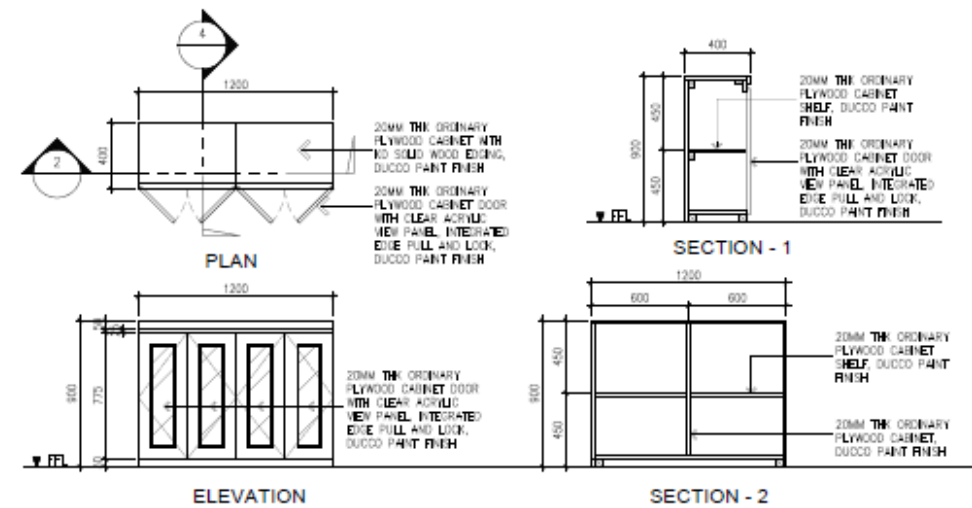
2 HANGING CABINET DETAILS
SCALE 1:30



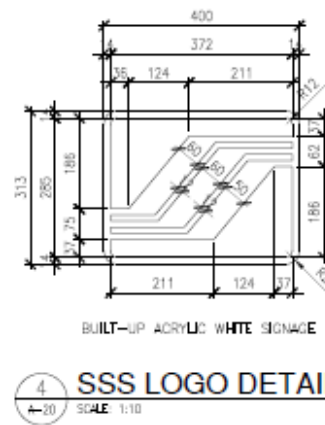
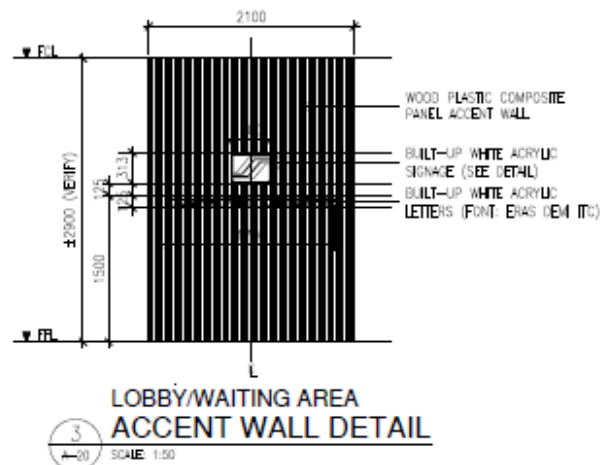
3 KID'S CUBBY CABINET DETAILS
SCALE 1:30



1 **SHOE CABINET DETAILS**
SCALE: 1:30



2 **BOOK CASE DETAILS**
SCALE: 1:30



DAY CARE CENTER

BUILT-UP ACRYLIC LETTERS - (COLOR - WHITE)
(FONT - EVAS DEM ITC) (SIZE - 125)

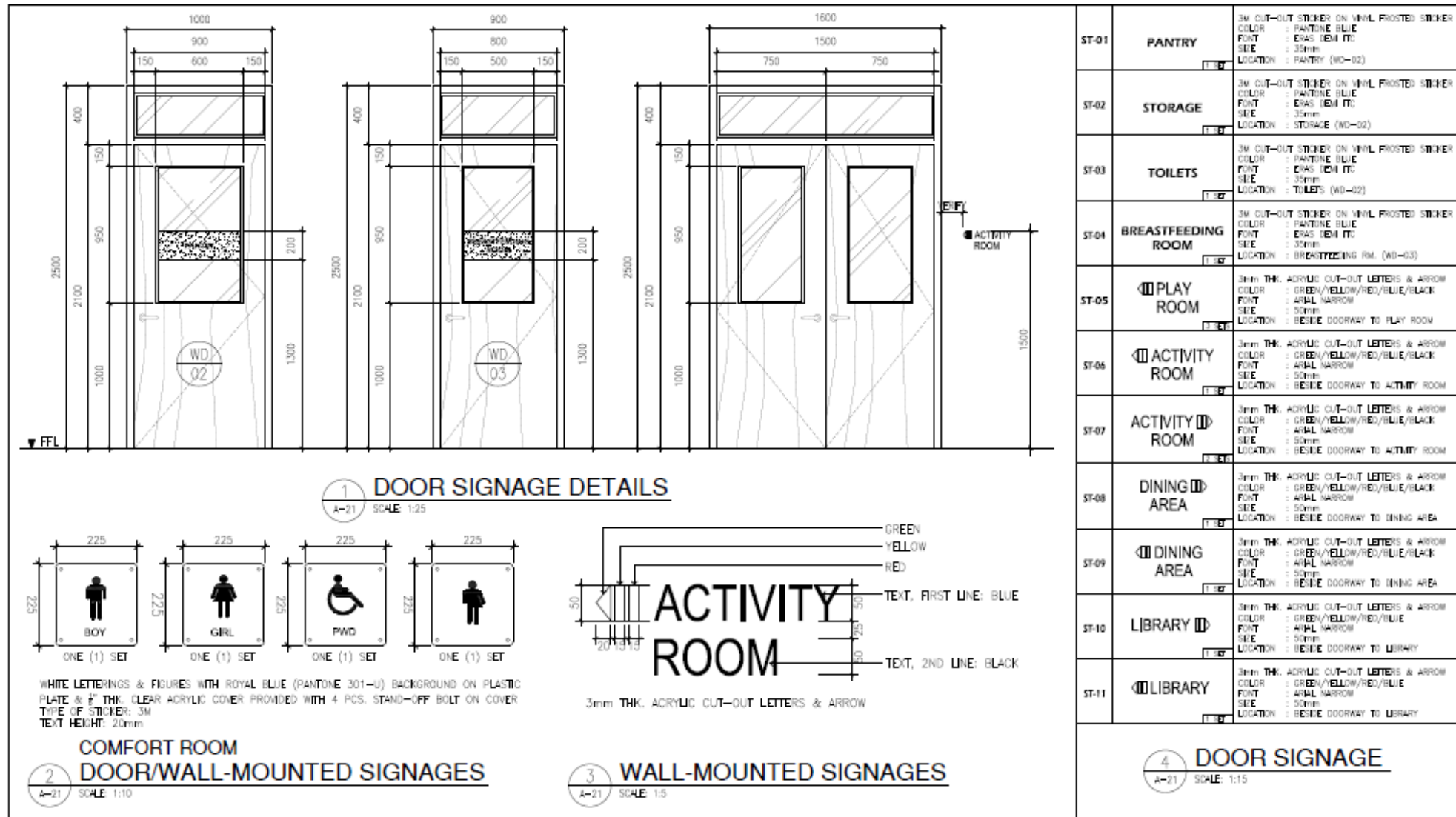
1 **SIGNAGE TEXT DETAIL**
NOT TO SCALE

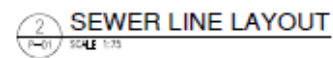
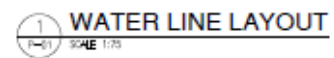







SIGNAGE PANEL : 3mm TH WHITE ACRYLIC PLASTIC BASE
USE : RED 3M VINYL ACRYLIC STICKER
(AS INDICATED IN THE PLAN)

SIGNAGE TEXT : 40mm HIGH ARIAL FONT
ANCHORAGE : HEAT RESISTANT DOUBLE SIDED TAPE
(VERIFY ACTUAL CONDITION, REQUIREMENT & DIRECTIONAL SIGN)

5 **FIRE EXIT
DOOR-MOUNTED SIGNAGE**
SCALE: 1:10





	COLD WATER LINE
	GATE VALVE
	PVC SOIL PIPE
	PVC VENT PIPE
	CLEAN OUT

GENERAL NOTES:

1.0 GENERAL:

- 1.1 ALL DIMENSIONS ARE SHOWN IN MILLIMETERS. ELEVATIONS ARE IN METERS, UNLESS NOTED OTHERWISE.
- 1.2 THE CONTRACTOR SHALL VERIFY ALL DIMENSIONS AND CONDITIONS AT THE SITE AND SHALL NOTIFY THE ENGINEER IF DISCREPANCIES BETWEEN ACTUAL CONDITIONS AND INFORMATION SHOWN ON THE DRAWINGS BEFORE PROCEEDING WITH THE WORK. THIS SHALL INCLUDE THE LOCATIONS AND DIMENSIONS OF EXISTING, RELETS, CURBS, OPENINGS, EXISTING OR A ATTACHED ITEMS, ETC. REFER TO ARCHITECTURAL, MECHANICAL, ELECTRICAL AND PLUMBING DRAWINGS.
- 1.3 ALL DIMENSIONS SHALL TAKE PRECEDENCE OVER SCALE SHOWN ON PLANS, SECTIONS OR DETAILS. NOTES AND DETAILS ON DRAWINGS SHALL TAKE PRECEDENCE OVER LEGEND NOTES AND TYPICAL DETAILS.
- 1.4 THE CONTRACT STRUCTURAL DRAWINGS AND SPECIFICATIONS REPRESENT THE PLANNED STRUCTURES. THEY DO NOT INDICATE THE METHOD OF CONSTRUCTION UNLESS SO STATED. THE CONTRACTOR SHALL PROVIDE ALL NECESSARY MEASURES TO PROTECT THE STRUCTURES ADJACENT PROPERTIES, WORKMEN AND OTHER PERSONS DURING ALL PHASES OF CONSTRUCTION. THE CONTRACTOR SHALL IMMEDIATELY NOTIFY THE ENGINEER AND/OR THE ENGINEER OF ANY CONSTRUCTION WHICH IN HIS OPINION MIGHT ENDANGER THE STABILITY OF THE STRUCTURES OR CAUSE DISTRESS IN THE STRUCTURES.
- 1.5 TYPICAL DETAILS AND GENERAL NOTES ON S-1 APPLY TO ALL PARTS OF THE JOB UNLESS OTHERWISE SHOWN ON THE DRAWINGS.

2.0 STANDARDS AND REFERENCES:

THE FOLLOWING SHALL GOVERN THE DESIGN, FABRICATION AND CONSTRUCTION OF THE PROJECT:

- 2.1 AMERICAN CONCRETE INSTITUTE (ACI) PUBLICATIONS:
ACI 318-85 BUILDING CODE REQUIREMENTS FOR REINFORCED CONCRETE
ACI 308-17 (90) DESIGN HANDBOOK, VOL. 1
ACI 308-17A (91) DESIGN HANDBOOK, VOL. 2
ACI 318-89 MANUAL OF STANDARD PRACTICE FOR DETAILS AND DETAILING OF CONCRETE REINFORCEMENT.
- 2.2 AMERICAN SOCIETY FOR TESTING MATERIALS (ASTM)
- 2.3 NATIONAL STRUCTURAL CODE OF THE PHILIPPINES (NSCP) VOL. 1, 1E/2018 EDITION, 2015
- 2.4 UNIFORM BUILDING CODE (UBC), VOL. 2 1997 EDITION

3.0 BASIC DESIGN LOADS:

- 3.1 DEAD LOADS (DL)
3.1.1 METAL ROOFING
3.1.2 ELECTRICAL/MECHANICAL UNITS
3.1.3 TRUSS & BRACINGS
3.1.4 FLOOR
3.1.5 CONCRETE
3.1.6 STEEL
 - 3.2 LIVE LOADS (LL)
- ROOF
- COMMON AREA
- STORE ROOMS
 - 3.3 WIND LOAD (WL)
WIND LOADS ARE CALCULATED BASED ON THE RECOMMENDATIONS OF THE NSCP-2015 WITH A MINIMUM BASIC WIND SPEED OF 350 KPH
 - 3.4 SEISMIC LOAD, E
SEISMIC LOADS FOR BUILDING ARE CALCULATED BASED ON THE RECOMMENDATION OF THE NSCP VOL. 1, 1TH ED.
- | SEISMIC SOURCE TYPE | C |
|------------------------------|------------------|
| SOIL PROFILE | |
| SEISMIC COEFFICIENT C_v | $C_v = 0.54 N_v$ |
| SEISMIC COEFFICIENT C_d | $C_d = 0.44 N_d$ |
| SEISMIC ZONE FACTOR (ZONE 4) | $Z = 0.40$ |
| IMPORTANCE FACTOR | $I = 1.0$ |
| REDUCTION COEFFICIENT | $R = 6.5$ |
| NEAR SOURCE FACTOR, N_v | $N_v = 1.0$ |
| NEAR SOURCE FACTOR, N_d | $N_d = 1.0$ |

4.0 MATERIALS:

4.1 NORMAL WEIGHT CONCRETE

- 4.1.1 CONCRETE USED IN THE WORK SHALL HAVE A MINIMUM COMPRESSIVE STRENGTH @ 28 DAYS FOR ALL REINFORCED CONCRETE ELEMENTS AS FOLLOWS:
FOR FOUNDATION: $f'_c = 28$ MPa (4000 PSI)
FOR SLAB AND BEAM: $f'_c = 31$ MPa (4500 PSI)
- 4.1.2 ALL CONCRETE SHALL BE DEMOLISHED, VIBRATED AND CURED IN ACCORDANCE WITH ACI STANDARD 308-85.
- 4.1.3 CONCRETE COVER OVER REINFORCING BARS SHALL BE IN ACCORDANCE WITH ACI STANDARD 308-85.
- 4.1.4 BEFORE CONCRETE IS POURED, CHECK WITH ALL TRADES TO ENSURE PROPER PLACEMENT OF ALL OPENINGS, SLEEVES, CURBS, CONDUITS, ETC. RELATIVE TO THE WORK.

4.2 REINFORCING BARS:

- 4.2.1 UNLESS OTHERWISE SPECIFIED ON THE PLANS, ALL REINFORCING BARS SHALL BE REINFORCED WITH A MINIMUM YIELD STRENGTH
 $f_y = 275$ MPa (40000 PSI) FOR BARS ≤ 10 mm
 $f_y = 414$ MPa (60000 PSI) FOR BARS > 10 mm
- 4.2.2 ALL REINFORCING BARS SHALL BE CLEAN OR RUST, GREASE OR OTHER MATERIALS WHEN USED TO IMPART BOND.
- 4.2.3 ALL REINFORCING BARS SHALL BE ACCURATELY AND SECURELY PLACED BEFORE POURING CONCRETE OR APPLYING MORTAR OR GROUT.
- 4.2.4 LAPPED SPICES SHALL BE STAGGERED WHERE POSSIBLE.
- 4.2.5 UNLESS INDICATED OTHERWISE, SPLICING OF REINFORCEMENT SHALL BE IN ACCORDANCE WITH ACI STANDARD 308-85.
- 4.2.6 UNLESS SHOWN OTHERWISE ON PLANS, SPICES SHALL BE AS FOLLOWS:
BEAMS: TOP AND BOTTOM BARS SHALL NOT BE SPICED WITHIN THE COLUMN OR WITHIN A DISTANCE OF THREE TIMES THE MEMBER DEPTH FROM THE FACE OF THE COLUMN. STIRRUPS SPACING EXCEEDING THE LAP SPICES SHALL BE 100mm. THE SPICE LENGTH SHALL NOT BE LESS THAN THE LENGTH IN ITEM 4.2.9 BELOW.
COLUMNS: SPICES WHEN PERMITTED SHALL BE MADE WITHIN THE CENTER HALF OF COLUMN HEIGHT AND LAP SPICE SHALL NOT BE LESS THAN 40 BAR DIAMETERS. THE USE OF APPROVED MECHANICAL DEVICES MAY BE SPICES AT ANY LEVEL AND THE MINIMUM VERTICAL DISTANCE BETWEEN TWO ADJACENT BAR SPICES SHALL BE 600mm.
CHS WALLS: VERTICAL BARS SHALL BE SPICED AT THE TOP OF WALL FOOTING OR THE BEAM AND AT THE BOTTOM OF 80 LITRAL BEAM IN BEAMS. SPICE LENGTHS SHALL BE 600mm MIN.
- 4.2.7 UNLESS INDICATED OTHERWISE ALL BEAMS TERMINATING AT THE COLUMN SHALL HAVE TOP AND BOTTOM BARS EXTENDING TO THE FAR FACE OF THE COLUMN TERMINATING IN A STANDARD 90° HOOK LENGTH OF ANCHORAGE NOT LESS THAN 600mm.
- 4.2.8 SHOP DRAWINGS FOR BENDING AND CUTTING OF REINFORCEMENT SHALL BE SUBMITTED FOR APPROVAL TO THE ENGINEER PRIOR TO FABRICATION.
- 4.2.9 SPICE LENGTH OF REINFORCEMENT BARS SHALL BE AS FOLLOWS:

SIZE OF REBARS	SPICE LENGTH (MM.)
#10	400
#12	480
#16	640
#20	800
#25	1000

4.3.10 STANDARD HOOK:

BEND ANGLE	SHAPE	BAR DIA. (Ø)	DIA. OF INSIDE HOOK (Ø)	MIN. HOOK LENGTH (A)
90°		< 25	6d	12d
		> 25 AND < 32	6d	
135° (STIRRUPS AND TIES)		< 16	4d	6d or 75 mm
		> 16 AND < 25	6d	
180°		< 25	6d	4d or 65 mm
		> 25 AND < 32	6d	

4.4 CONCRETE MASONRY BLOCKS (CMB):

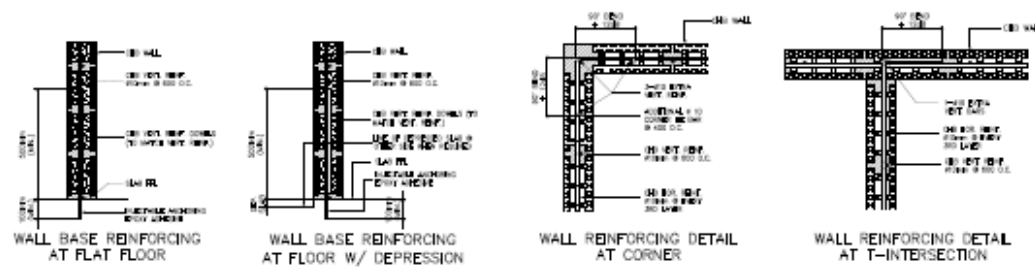
- 4.4.1 CMB USED IN THESE WORKS SHALL HAVE A MINIMUM ULTIMATE COMPRESSIVE STRENGTH @ 28 DAYS AS FOLLOWS:
100mm THICK NON-LOAD BEARING CMB: $f'_m = 2.40$ mpa (350 PSI)
- 4.4.2 ALL CELLS SHALL BE THOROUGHLY FILLED WITH GROUT. CONCRETE SHALL HAVE A MINIMUM COMPRESSIVE STRENGTH OF 17.24 MPa (2500 PSI) @ 28 DAYS.
- 4.4.3 UNLESS OTHERWISE INDICATED, CMB REINFORCEMENT SHALL BE 10mm HORIZONTAL BARS @ 600mm and 10mm VERTICAL BARS @ 600mm.

4.5 GRAVEL:

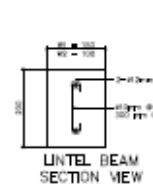
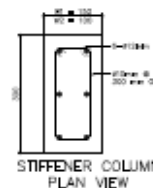
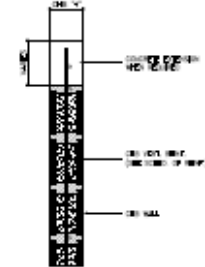
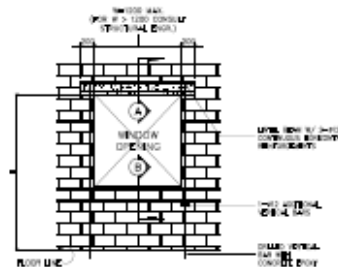
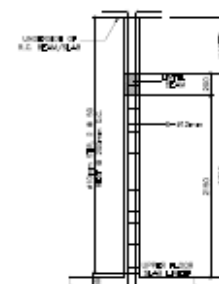
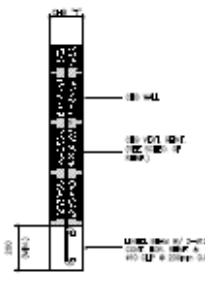
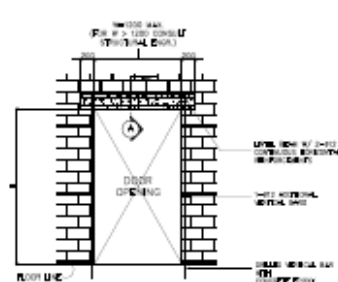
- 4.5.1 MIN. GRAVEL SIZE FOR BEAMS, COLUMNS, SHEARWALLS AND SLABS SHALL BE SMALLER THAN TIE.

5.0 MASONRY WALLS:

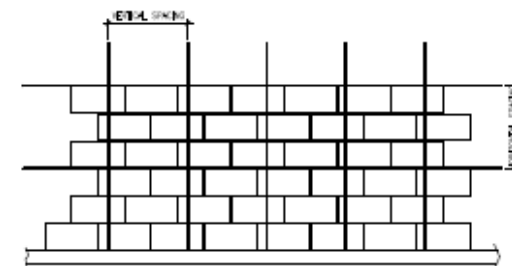
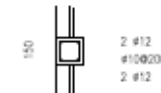
- 5.1 ALL MATERIALS AND WORKMANSHIP SHALL BE IN ACCORDANCE WITH THE APPLICABLE STD. AND SPECIFICATIONS OF THE STRUCTURAL CODE OF THE PHILIPPINES AND UNIFORM BUILDING CODE.
- 5.2 CONCRETE MASONRY UNITS SHALL CONFORM TO ASTM C90 GRADE N.
- 5.3 MORTAR AND GROUT FOR ALL CONCRETE MASONRY SHALL CONFORM TO ASTM C270 - TYPE N AND SHALL HAVE A MINIMUM OF 28 DAYS STANDARD CUMBER COMPRESSIVE STRENGTH OF 17.5 MPa (2500 PSI).
- 5.4 ALL CMB SHALL BE LAPPED OUT WITH THE CELLS IN UNSTRUCTURED VERTICAL CONTINUITY. ALL CELLS ESPECIALLY THOSE WITH REINFORCEMENT SHALL BE FILLED WITH MORTAR.
- 5.5 REINFORCEMENT, AS TABULATED BELOW, SHALL BE PROVIDED UNLESS OTHERWISE SPECIFIED IN THE PLANS.
- 5.6 MASONRY WALLS SHALL BE PROVIDED WITH BEAM BLOCK AS REQUIRED.



CONCRETE HOLLOW BLOCKS REINFORCEMENT			
BLOCK THICKNESS (MM)	REINFORCEMENT		NOTE
	HORIZONTAL	VERTICAL	
100	10MM BARS @ EVERY 3RD LAYER OF CHB	10MM BARS AT 600MM C/C	A. MIN. LAP SPACE=300MM LONG B. PROVIDE H-RT ANGLE BOND AT CORNERS 900MM LONG



BLOCK THICKNESS (MM)	BEAM BLOCK REINFORCEMENT		(BLOCK THICKNESS)
	HORIZONTAL	VERTICAL	
150	Ø 10 @ 600MM O.C.	Ø 12 @ 600MM O.C.	150 100



CHB WALL STRUCTURAL DETAILS

Section VIII. Bill of Quantities

SSS Form No. _____

PROJECT : RELOCATION OF DAY CARE CENTER

LOCATION : Ground Floor, SSS Main Building, East Avenue, Diliman, Quezon City

BILL OF QUANTITIES

ITEM NO.		DESCRIPTION	QTY	UNIT	MATERIALS		LABOR & EQPT		MOB/ DEMOB	DIRECT COST	INDIRECT COST	VAT	TOTAL COST
					UNIT COST	AMOUNT	UNIT COST	AMOUNT					
					(E)	(F) C x E	(G)	(H) C x G					
(A)		(B)	(C)	(D)	(E)	(F) C x E	(G)	(H) C x G	(I) % x (F+H)	(J) F + H + I	(K) % x J	(L) % x (J + K)	(M) J + K + L
1.0	GENERAL REQUIREMENTS												
	1.1	Preparation, signing & sealing and reproduction of as-built plans / including reproduction of construction plans	1.00	lot	-	-		0.00	-	0.00		0.00	0.00
	1.2	Temporary Facilities: warehouse & barracks	1.00	lot		0.00	0.00	0.00		0.00		0.00	0.00
	TOTAL COST – GENERAL REQUIREMENTS							0.00	0.00	0.00	0.00	0.00	0.00
2.0	SITE PREPARATION												
	2.1	Dismantling of existing masonry wall, drywall, glass partitions, doors & jamb, cabinets, floor finishes, ceiling, electrical fixtures & accessories, wirings, supports, electro-mechanical equipment, PACU including wirings, pipings and accessories, cladding, counter, workstations and other installations/items affected by the renovation (refer to the plan)	1.00	lot	-	-		0.00		0.00		0.00	0.00
	2.2	Board-up/site enclosure, safety signages	1.00	lot		0.00		0.00		0.00		0.00	0.00
	2.3	Hauling and disposal of debris and waste materials	1.00	lot	-	-		0.00		0.00		0.00	0.00
	TOTAL COST – SITE PREPARATION							0.00	0.00	0.00	0.00	0.00	0.00
3.0	MASONRY WORKS												
	3.1	CHB wall including plastering works for toilets, shower, slop sink, Exit hallway including lintel beam, column stiffener and installation of lavatory and pantry counters as indicated in the plan (portland cement, sand, gravel, reinf. Bar 12mmø and 10mmø, miscellaneous)	140.00	m²		0.00		0.00		0.00		0.00	0.00
	3.2	Restoration / repair of damaged portions of flooring (cracks, crevices, holes), ceiling and walls and affected by demolition & chipping works including leveling of flooring using self leveling compound	1.00	lot		0.00		0.00		0.00		0.00	0.00
	3.3	Installation of floor and wall tiles at toilets and shower room including slop sink (300mm x 300mm ceramic floor & wall tiles porcelain finish, accent tiles, tile adhesive, tile grout, self-leveling compound, etc.))	105.00	m²		0.00		0.00		0.00		0.00	0.00
	3.4	Installation of natural granite countertop on lavatory and pantry counters	5.75	m²		0.00		0.00		0.00		0.00	0.00
	TOTAL COST – MASONRY WORKS					0.00		0.00	0.00	0.00	0.00	0.00	0.00
4.0	CARPENTRY WORKS												
	4.1	Installation of new fiber cement drywall partition on metal studs framing as indicated in the plan (metal track 35mm x 76mm x 0.60 thick , metal studs 50mm x 75mm x 0.60mm thick, Fiber cement board 6mm thk, fibercement screw, blind rivet, fiberglass mesh tape, screw with tox)	190.00	m²		0.00		0.00		0.00		0.00	0.00
	4.2	Installation of sound insulation on drywall partition including doors using rockwool, 75mm thick, 60kg/cum density (walls along ID Production and Security Department and existing main entrance door)	115.00	m²		0.00		0.00		0.00		0.00	0.00
	4.3	Repair and relocation of door at hallway exit complete with jamb, hardware and accessories	1.00	lot		0.00		0.00		0.00		0.00	0.00

ITEM NO.	DESCRIPTION	QTY	UNIT	MATERIALS		LABOR & EQPT		MOB/ DEMOB	DIRECT COST	INDIRECT COST	VAT	TOTAL COST
				UNIT COST	AMOUNT	UNIT COST	AMOUNT					
4.4	Fabrication and installation of cabinets (refer to plan) shower closet (1.150 x 2.90 x 0.50) Breastfeeding overhead cabinet with LED lighting fixture (1.745 x 0.90 x 0.40m), slopsink shelf pantry counter and overhead cabinets with LED lighting fixture (ohc: 2.50x0.90x0.40m ; counter cab: 2.50x0.90x0.60m + 1.65x0.60x0.60) kids cubby cabinet - 25 units (0.60 x 0.90 x 0.60m) shoe cabinet - 3 units (1.20 x 0.90 x 0.40m) book case - 6 units (1.20 x 0.90 x 0.40m) (20mm thk marine plywood 4' x 8'; 20mm thk ordinary plywood 4' x 8'; 1" x 1" wood edging; 2" x 2" KD Tanguile s4s; 2" x 4"KD Tanguile s4s; Stikwel; Expansion shield with lag screw; Assorted nails) Stainless steel pull (114 pcs) Concealed hinge (267 pcs)	1.00	lot		0.00		0.00		0.00		0.00	0.00
	TOTAL COST – CARPENTRY WORKS				0.00		0.00	0.00	0.00	0.00	0.00	0.00
5.0	DOORS, GLASS PARTITIONS AND WINDOWS (refer to plan)											
5.1	Wooden Doors & Jamb (refer to plan)											
	WD-01 Double Leaf Flush Hollow Core Wood Door with jamb 1600mm x 2500mm with 6mm thk tempered clear glass view panel and transom, lever type lockset, door closer, complete with hardware and accessories (Playroom, Activity Rm, Dining)	4.00	sets		0.00		0.00		0.00		0.00	0.00
	WD-02 Single Leaf Flush Hollow Core Wood Door with jamb 1000mm x 2500mm with 6mm thk tempered clear glass view panel and transom, lever type lockset, door closer, complete with hardware and accessories (Library, Pantry, Storage, Toilet Hallway)	5.00	sets		0.00		0.00		0.00		0.00	0.00
	WD-03 Single Leaf Flush Hollow Core Wood Door with jamb 900mm x 2500mm with 6mm thk tempered clear glass view panel and transom, lever type lockset, door closer, complete with hardware and accessories (Breastfeeding Room)	1.00	sets		0.00		0.00		0.00		0.00	0.00
	WD-04 Single Leaf Flush Hollow Core Wood Door with jamb 1000mm x 2500mm with kick plate and 6mm thk tempered clear glass transom, lever type lockset, door closer, complete with hardware and accessories (Kid's Toilet PWD)	1.00	sets		0.00		0.00		0.00		0.00	0.00
	WD-05 Single Leaf Flush Hollow Core Wood Door with jamb 1000mm x 2500mm with bottom louver and 6mm thk tempered clear glass transom, lever type lockset, door closer, complete with hardware and accessories (Shower Room, Employees Toilet)	2.00	sets		0.00		0.00		0.00		0.00	0.00
	WD-06 Louvered Wood Door with KD solid wood frames and jamb 700mm x 1500mm with stainless steel door handle, complete with hardware and accessories (Janitors closet/slop sink)	1.00	sets		0.00		0.00		0.00		0.00	0.00
	Sub-total				0.00		0.00	0.00	0.00	0.00	0.00	0.00
5.2	Steel Door											
	SD-01 Fire Rated Steel Door ga. 18 x 1000mm x 2150mm with jamb, panic device, door closer, complete with hardware and accessories	2.00	set		0.00		0.00		0.00		0.00	0.00
	Sub-total				0.00		0.00	0.00	0.00	0.00	0.00	0.00
5.3	Glass Door and Glass Partitions											
	GD-01 Double leaf door 12mm thk x 1800mm x 2500mm Framelss Tempered Clear Glass on powder-coated FD100 top and bottom frame, with transom, 32x300mm stainless steel door handle complete with patch fittings, hardwares and accessories and vinyl frosted stickers	1.00	set		0.00	-	-		0.00		0.00	0.00
	GP-01 12mm thk x ±3840mm x 2500mm tempered glass on powder coated aluminum framing with vinyl frosted stickers	1.00	set		0.00	-	-		0.00		0.00	0.00
	GP-01 12mm thk x ±5645mm x 2500mm tempered glass on powder coated aluminum framing with vinyl frosted stickers	1.00	set		0.00	-	-		0.00		0.00	0.00
	Sub-total				0.00		0.00	0.00	0.00	0.00	0.00	0.00

ITEM NO.	DESCRIPTION	QTY	UNIT	MATERIALS		LABOR & EQPT		MOB/ DEMOB	DIRECT COST	INDIRECT COST	VAT	TOTAL COST
				UNIT COST	AMOUNT	UNIT COST	AMOUNT					
5.4	Glass windows											
	W-01 6mm thk x ±900mm x ±1800mm clear tempered glass fixed window with awning transom on powder coated aluminum framing with aluminum screen with frame (± 900mm x ±600mm)	10.00	set		0.00	-	-		0.00		0.00	0.00
	W-02 6mm thk x ±900mm x ±1200mm clear tempered glass awning window with awning transom on powder coated on aluminum framing with aluminum mesh screen	4.00	set		0.00	-	-		0.00		0.00	0.00
	W-03 6mm thk x ±2550mm x 1600mm clear tempered glass sliding window with transom on powder coated aluminum framing	1.00	set		0.00	-	-		0.00		0.00	0.00
	W-04 6mm thk x ±1300mm x 1600mm clear tempered glass sliding window with transom on powder coated aluminum framing	4.00	set		0.00	-	-		0.00		0.00	0.00
	W-05 6mm thk x ±3800mm x 1600mm clear tempered glass sliding window with transom on powder coated aluminum framing	4.00	set		0.00	-	-		0.00		0.00	0.00
	Sub-total				0.00		0.00	0.00	0.00	0.00	0.00	0.00
5.5	Screen Door for GD-01											
	aluminum screen door with lock complete with hardware and Accessories for GD-01 (1800mm x 2500mm)	1.00	set		0.00		0.00		0.00		0.00	0.00
	Sub-total				0.00		0.00	0.00	0.00	0.00	0.00	0.00
	TOTAL COST – DOORS AND GLASS PARTITIONS				0.00		0.00	0.00	0.00	0.00	0.00	0.00
6.0	ARCHITECTURAL WORKS											
6.1	Installation of acoustic ceiling board on CMT powder coated aluminum frame	310.00	m²		0.00		0.00		0.00		0.00	0.00
	(Acoustic Board, Fine Fissured design, 2' x 2' x 5/8" thk.; CMT - Main Tee 1" x 1 1/2" x 12'; CMT - Cross Tee 1" x 1" x 2'; CMT - Wall angle 1" x 1" x 10'; Hanger Rod, #8; Powerload & Drive Pin (threaded); Steel angle 50mm x 50mm x 6mm thk; Concrete Nail, 1")											
6.2	Installation of Fiber cement board on CMT powder coated aluminum frame (Toilets)	48.00	m²		0.00		0.00		0.00		0.00	0.00
	(Fiber Cement Board, 0.60m x 0.60m x 6mm Moisture Resistant; CMT - Main Tee 1" x 1 1/2" x 12'; CMT - Cross Tee 1" x 1" x 2'; CMT - Wall angle 1" x 1" x 10'; Powerload & Drive Pin (threaded); Steel angle 50mm x 50mm x 6mm thk; Hanger Rod, #8; Concrete Nail, 1")											
6.3	Installation of vinyl floor tiles											
	Vinyl Floor Tiles 150mm x 900mm x 3mm, Apo wood grain finish	116.00	m²		0.00		0.00		0.00		0.00	0.00
	Vinyl Floor Tiles 300mm x 300mm x 3mm, Apo	20.00	m²		0.00		0.00		0.00		0.00	0.00
	Sub-total				0.00		0.00	0.00	0.00	0.00	0.00	0.00
	TOTAL COST – ARCHITECTURAL WORKS				0.00		0.00	0.00	0.00	0.00	0.00	0.00

ITEM NO.	DESCRIPTION	QTY	UNIT	MATERIALS		LABOR & EQPT		MOB/ DEMOB	DIRECT COST	INDIRECT COST	VAT	TOTAL COST
				UNIT COST	AMOUNT	UNIT COST	AMOUNT					
7.0	SPECIALTY WORKS											
7.1	Supply and installation of indoor directional signages	1.00	lot		0.00		0.00		0.00		0.00	0.00
	3M cut-out on vinyl frosted sticker (4 sets)											
	Acrylic cut-out letters and arrow (10 sets)											
	Door/wall mounted signages (4 sets - Comfort Room)											
	Door mounted signage (Fire Exit)											
	Accent Wall 2.10 m x ± 2.90m (verify on plans)											
	- Wood Plastic Composite Panel complete with accessories											
	- Built-up white Acrylic SSS Logo (0.400 x 0.313m)											
	- Built-up white Acrylic Letters (1.70 x 0.125m)											
7.2	Supply and installation of sunscreen roller shades 1% transparency, on glass partition & doors and perimeter windows	412.00	ft²		0.00		0.00		0.00		0.00	0.00
	±940mm x ±2500mm, 6 sets (GP-01)											
	±960mm x ±2500mm, 6 sets (GP-01)											
	±900mm x ±600mm, 10 sets (W-01)											
	±900mm x ±1200mm, 4 sets (W-02)											
7.3	Supply and installation of wall padding / cushion at Playroom, portion of Library and Activity room											
	High Density 2100mm x 1200mm x 25mm thk wall pads	55.00	m²		0.00		0.00		0.00		0.00	0.00
7.4	Installation of rubber floor matting (Playroom, Activity Room, Library)											
	High quality interlocking rubber floor mats, 1000mm x 1000mm x 25mm thk	198.00	m²		0.00		0.00		0.00		0.00	0.00
7.5	Supply and installation of White board for Library and Activity Room (refer to plan)											
	1.20m x 2.40m (4' x 8'), magnetic	1.00	unit		0.00		0.00		0.00		0.00	0.00
	1.20m x 4.80m (4' x 16'), magnetic	1.00	unit		0.00		0.00		0.00		0.00	0.00
	Sub-total				0.00		0.00	0.00	0.00	0.00	0.00	0.00
7.6	Installation of 13mm thk Phenolic toilet partition with HPL finish, corrosion resistant nylon footing, aluminum accessories for Male and Female Kids toilet											
	2.305m (W) x 1.25m (D) x 1.20m (H), complete with doors, knob, locks, and other accessories (Female Kids Toilet)	1.00	set		0.00	-	-		0.00		0.00	0.00
	2.0m (W) x 1.25m (D) x 1.20m (H), complete with doors, knob, locks, and other accessories (Male Kids Toilet)	1.00	set		0.00	-	-		0.00		0.00	0.00
	Urinal partition 0.30m (W) x 0.75m (H), complete with accessories (Male Kids Toilet)	2.00	pcs		0.00	-	-		0.00		0.00	0.00
	Sub-total				0.00		0.00	0.00	0.00	0.00	0.00	0.00
	TOTAL COST – SPECIALTY WORKS				0.00		0.00	0.00	0.00	0.00	0.00	0.00

ITEM NO.	DESCRIPTION	QTY	UNIT	MATERIALS		LABOR & EQPT		MOB/ DEMOB	DIRECT COST	INDIRECT COST	VAT	TOTAL COST
				UNIT COST	AMOUNT	UNIT COST	AMOUNT					
8.0	PLUMBING AND SANITARY WORKS											
8.1	Plumbing & sanitary fixtures and accessories											
	Watercloset close coupled 3/6 LPF push button with soft closing seat and cover L690 x W370 x H785mm complete with fittings & accessories, HCG	1.00	unit		0.00		0.00		0.00		0.00	0.00
	Watercloset close coupled push button single flush water closet with soft closing seat and cover L650 x W375 x H720mm 6 LPF / Wash Down complete with fittings & accessories, HCG (kid size), 351mm (toilet seat height, max)	5.00	unit		0.00		0.00		0.00		0.00	0.00
	Wallhung urinal, 29L x 30W x 43Hcm (kid size)	2.00	unit		0.00		0.00		0.00		0.00	0.00
	Lever type flush valve, sloan	2.00	unit		0.00		0.00		0.00		0.00	0.00
	Undercounter lavatory 540 x 425 x 170mm, complete with fittings and accessories	4.00	unit		0.00		0.00		0.00		0.00	0.00
	Lavatory 520mm x 440mm x 205mm pedestal type rear flow w/ lavatory bracket including fittings and accessories	3.00	unit		0.00		0.00		0.00		0.00	0.00
	Lavatory Faucet, stainless, single lever faucet including pop-up drain, p-trap, flexible hose, angle valve complete with fittings & accessories	7.00	unit		0.00		0.00		0.00		0.00	0.00
	Kitchen sink, stainless	1.00	unit		0.00		0.00		0.00		0.00	0.00
	Goose Neck faucet, stainless, including drain, p-trap, flexible hose, angle valve, complete with fittings & accessories	1.00	set		0.00		0.00		0.00		0.00	0.00
	Stainless Steel Grease Trap, 5 gal/min capacity	1.00	unit		0.00		0.00		0.00		0.00	0.00
	slop sink faucet	1.00	unit		0.00		0.00		0.00		0.00	0.00
	Shower head complete with fittings and accessories	1.00	unit		0.00		0.00		0.00		0.00	0.00
	Towel shelf with hooks	1.00	unit		0.00		0.00		0.00		0.00	0.00
	Stainless grab bar 38mm dia. complete with accessories	1.00	unit		0.00		0.00		0.00		0.00	0.00
	Handheld Bidet, stainless	6.00	unit		0.00		0.00		0.00		0.00	0.00
	Soap Holder, stainless	7.00	unit		0.00		0.00		0.00		0.00	0.00
	Tissue Holder, stainless	6.00	unit		0.00		0.00		0.00		0.00	0.00
	P-trap stainless	6.00	unit		0.00		0.00		0.00		0.00	0.00
	Gate valve, 32mm, stainless	2.00	units		0.00		0.00		0.00		0.00	0.00
	Angle valve, 1/2", stainless	13.00	unit		0.00		0.00		0.00		0.00	0.00
	Flexible supply hose 1/2"	6.00	unit		0.00		0.00		0.00		0.00	0.00
	Floor drain, stainless	5.00	unit		0.00		0.00		0.00		0.00	0.00
	Facial Mirror, 6mm thick x 1300mm x 800mm with aluminum frame and plywood backing	1.00	unit		0.00		0.00		0.00		0.00	0.00
	Facial Mirror, 6mm thick x 1405mm x 800mm with aluminum frame and plywood backing	1.00	unit		0.00		0.00		0.00		0.00	0.00
	Facial Mirror, 6mm thick x 600mm x 800mm with aluminum frame and plywood backing	2.00	units		0.00		0.00		0.00		0.00	0.00
	Diaper changing station	1.00	unit		0.00		0.00		0.00		0.00	0.00
	Provision of waterline for toilets, shower, pantry, breastfeeding room and tap to existing main line (PPR PN20 including fittings and accessories)	1.00	lot		0.00		0.00		0.00		0.00	0.00
	Provision of sanitary sewerline tap to existing sewerline including vent pipes (2" dia, 4" dia including fittings and accessories)	1.00	lot		0.00		0.00		0.00		0.00	0.00
	Excavation / chipping, backfilling and restoration works for the proposed water line and sewer line layout	1.00	lot	-	-		0.00		0.00		0.00	0.00
	Sub-total				0.00		0.00	0.00	0.00	0.00	0.00	0.00
	TOTAL COST – PLUMBING WORKS				0.00		0.00	0.00	0.00	0.00	0.00	0.00

ITEM NO.	DESCRIPTION	QTY	UNIT	MATERIALS		LABOR & EQPT		MOB/ DEMOB	DIRECT COST	INDIRECT COST	VAT	TOTAL COST
				UNIT COST	AMOUNT	UNIT COST	AMOUNT					
9.0	PAINTING WORKS											
9.1	Painting of double-wall partition (Permacoat Flat Latex Paint ,1 Coat; Semi Gloss Latex Paint, 2 Coats; Oil tinting color, assorted; Gypsum Putty; Sand Paper, roller, brush, rags & other consumables)	360.00	sq.m		0.00		0.00		0.00		0.00	0.00
9.2	Painting of perimeter wall, masonry wall and column (Permacoat Flat Latex Paint ,1 Coat; Permacoat Semi Gloss Latex Paint, 2 Coats; concrete neutralizer; Masonry putty; Sand Paper, roller, brush, rags & other consumables)	275.00	sq.m		0.00		0.00		0.00		0.00	0.00
9.3	Painting of flooring at Playroom, Library and Activity Room (Epoxy primer; Epoxy reducer; Acqua Epoxy paint, 2 coats, color: factory-mixed; Sand Paper, roller, brush, rags & other consumables)	198.00	sq.m		0.00		0.00		0.00		0.00	0.00
9.4	Painting of doors & jambs, cabinets, shelves and counter: (duco finish) (Lacquer primer surfacer,1 coat; Automotive Lacquer paint, 3 coats; Lacquer spot putty; Lacquer thinner; Oil tinting color; Sand Paper, brush, rags & other consumables) Surface Preparation (application of putty, sanding, sealing, etc)	1.00	lot		0.00		0.00		0.00		0.00	0.00
9.5	Painting of fiber cement board ceiling and plain cement ceiling (Permacoat Flat Latex Paint ,1 Coat; Semi Gloss Latex Paint, 2 Coats; Gypsum Putty; Sand Paper, roller, brush, rags & other consumables)	42.00	sq.m		0.00		0.00		0.00		0.00	0.00
	TOTAL COST – PAINTING WORKS				0.00		0.00	0.00	0.00	0.00	0.00	0.00
10.0	ELECTRICAL WORKS											
9.1	Conduits & Fittings											
9.1.1	40mmØ IMC Pipe	1	L		0.00		0.00		0.00		0.00	0.00
9.1.2	40mmØ IMC complete fittings and accessories such as but not limited to:	1	Lot		0.00		0.00		0.00		0.00	0.00
	a. coupling adapter/connector											
	b.elbow											
	c. locknut and bushing											
9.1.3	32mmØ IMC Pipe	1	L		0.00		0.00		0.00		0.00	0.00
9.1.4	32mmØ IMC complete fittings and accessories such as but not limited to:	1	Lot		0.00		0.00		0.00		0.00	0.00
	a. coupling adapter/connector											
	b.elbow											
	c. locknut and bushing											
9.1.5	20mmØ IMC Pipe	1	L		0.00		0.00		0.00		0.00	0.00
9.1.6	20mmØ IMC complete fittings and accessories such as but not limited to:	1	Lot		0.00		0.00		0.00		0.00	0.00
	a. coupling adapter/connector											
	b.elbow											
	c. locknut and bushing											
9.1.7	20mmØ PVC Pipe	126	L		0.00		0.00		0.00		0.00	0.00
9.1.7	20mmØ Flexible Metal Conduit (FMC)	92	Lm		0.00		0.00		0.00		0.00	0.00

ITEM NO.	DESCRIPTION	QTY	UNIT	MATERIALS		LABOR & EQPT		MOB/ DEMOB	DIRECT COST	INDIRECT COST	VAT	TOTAL COST
				UNIT COST	AMOUNT	UNIT COST	AMOUNT					
9.1.8	20mmØ PVC& FMC complete fittings and accessories such as but not limited to:	1	Lot.		0.00		0.00		0.00		0.00	0.00
	a. coupling adapter/connector											
	b. elbow											
	c. locknut and bushing											
	Sub-total											0.00
9.2	Boxes											
9.2.1	PVC Junction Box w/ plate cover	74	EA		0.00		0.00		0.00		0.00	0.00
9.2.2	Utility Box (4X2) Deep Type , GA #18	67	EA		0.00		0.00		0.00		0.00	0.00
	Sub-total											0.00
9.3	Wires / Cables											
9.3.1	3.5mm ² THHN wire (lead free)	10	rolls		0.00		0.00		0.00		0.00	0.00
9.3.2	5.5mm ² THHN wire (lead free)	5	lm		0.00		0.00		0.00		0.00	0.00
9.3.3	8.0mm ² THHN wire (lead free)	20	lm		0.00		0.00		0.00		0.00	0.00
9.3.4	30.0mm ² THHN wire (lead free)	15	lm		0.00		0.00		0.00		0.00	0.00
9.3.5	38.0mm ² THHN wire (lead free)	15	lm		0.00		0.00		0.00		0.00	0.00
	Sub-total											0.00
9.4	Wiring Devices/ Lighting Fixtures											
9.4.1	Recessed Lighting Fixtures,T8, 2x18watts LED, 1800 lumens with built-in driver, BI pin terminal 200-250VAC, 60Hz., 120 deg. light angle, 50,000 burning hours, (600x1200)mm w/ aluminum large cell parabolic louver type, anodized reflector, cool daylight complete with essential wiring	52	Sets		0.00		0.00		0.00		0.00	0.00
9.4.2	Recessed mounted, lighting fixture, 1x18watts led tube, 220v, t8, 1800 lumens, 120 light angle, size (150mmx1200)mm with aluminum large cell parabolic louver type and anodized reflector, cool daylight, complete with circuit wiring	4	Sets		0.00		0.00		0.00		0.00	0.00
9.4.3	down light, recessed type spun aluminum with 12watts led lamp, .6" dia., clear glass concave cover with white mounting ring complete with standard accessories and essential wirings	18	Sets		0.00		0.00		0.00		0.00	0.00
9.4.4	Emergency Light, 2x3-5W min. LED, 220V, sealed LED acid battery	12	Sets		0.00		0.00		0.00		0.00	0.00
9.4.5	Exhaust fan, ceiling mounted, 55-watts min., 90-120cfm min., 230v, 60hz., with grill shutter/ louver or its approved type equivalent	6	Sets		0.00		0.00		0.00		0.00	0.00
9.4.6	Single convenience outlet, 3 prong, parallel slot with ground, 15a, 2P, 230v	18	Sets		0.00		0.00		0.00		0.00	0.00
9.4.7	Duplex convenience outlet, 3 prong, parallel slot with ground, 15a, 2P, 230v	28	Sets		0.00		0.00		0.00		0.00	0.00
9.4.8	One gang, switch, single pole, 15A, 250V, flush type (National/Panasonic Brand)	10	Sets		0.00		0.00		0.00		0.00	0.00
9.4.9	Two gang, switch, single pole, 15A, 250V, flush type (National/Panasonic Brand)	1	Sets		0.00		0.00		0.00		0.00	0.00
9.4.10	Three gang, switch, single pole, 15A, 250V, flush type (National/Panasonic Brand)	4	Sets		0.00		0.00		0.00		0.00	0.00
9.4.11	3 way switch, single pole, 15A, 250V, flush type (National/Panasonic Brand)	8	Sets		0.00		0.00		0.00		0.00	0.00
	Electrical Works											
	Sub-total											0.00
9.5	Circuit Breakers & PanelBoard											
9.5.1	ECB 125, 3P, 230VAC, 32kAIC min, 60Hz	1	Set		0.00		0.00		0.00		0.00	0.00
	Nema 1, surface Mounted, Industrial Type, w/ grounding terminal block,powder coated gray paint											

ITEM NO.	DESCRIPTION		QTY	UNIT	MATERIALS		LABOR & EQPT		MOB/ DEMOB	DIRECT COST	INDIRECT COST	VAT	TOTAL COST
					UNIT COST	AMOUNT	UNIT COST	AMOUNT					
9.5.2	MDP		1	Assy.		0.00		0.00		0.00		0.00	0.00
	Main: 125A, 3P, 230V, 32kAIC min., 60Hz												
	Branches: 1-100A, 3P, 230V, 25kAIC min., 60Hz												
	2- 50A, 3P, 230V, 22kAIC min., 60Hz												
	1- SPACE, 3P, 230V												
	Nema 1, surface Mounted, Industrial Type, w/ grounding terminal block powder coated gray paint												
9.5.3	PP-A/C		1	Assy.		0.00		0.00		0.00		0.00	0.00
	Main: 100A, 3P, 230V, 25kAIC min., 60Hz												
	Branches: 2- 50A, 2P, 230V, 18kAIC min., 60Hz												
	4- 40A, 2P, 230V, 18kAIC min., 60Hz												
	3- 30A, 2P, 230V, 18kAIC min., 60Hz, 3- space												
	Nema 1, surface Mounted, Industrial Type, w/ grounding terminal block powder coated gray paint												
9.5.4	LPP		1	Assy.		0.00		0.00		0.00		0.00	0.00
	Main: 50A, 3P, 230V, 22kAIC min., 60Hz												
	Branches: 8-20A, 2P, 230V, 10kAIC min., 60Hz												
	Nema 1, surface Mounted, Industrial Type, w/ grounding terminal block powder coated gray paint												
	Sub-total												0.00
9.6	Alarm System												
	Battery Operated Portable Smoke Detector device UL Listed		10	sets		0.00		0.00		0.00		0.00	0.00
	Battery Operated Portable Heat Detector device UL Listed		1	set		0.00		0.00		0.00		0.00	0.00
	Sub-total												0.00
9.7	Incidental Works and Materials including hauling of existing UPS												
	Supply and installation of incidental works and materials needed to complete the project		1	lot		0.00		0.00		0.00		0.00	0.00
9.8	Miscellaneous Items												
	Supply and installation of miscellaneous and consumable materials such as but not limited to the following:		1	lot		0.00		0.00		0.00		0.00	0.00
	a. Electrical Tape, mica tube, screw, bolts & nuts, fittings, clamps, and the like materials												
	b. Chipping & restoration works for electrical conduit chute that may be indirect to the raceway of the new installed modular tables												
	TOTAL COST - ELECTRICAL WORKS					0.00		0.00	0.00	0.00	0.00	0.00	0.00

ITEM NO.	DESCRIPTION	QTY	UNIT	MATERIALS		LABOR & EQPT		MOB/ DEMOB	DIRECT COST	INDIRECT COST	VAT	TOTAL COST
				UNIT COST	AMOUNT	UNIT COST	AMOUNT					
11.0	MECHANICAL WORKS											
11.1	Air-Conditioning Equipment											
11.1.1	Supply, Delivery and Installation of Brand New 3TR/4HP Floor Mounted Inverter Split Type Air – Conditioner with Horizontal Discharge Air – Cooled Condensing Unit complete with standard accessories											
	Air-Conditioning Equipment	2	sets		0.00		0.00		0.00		0.00	0.00
	Installation of units including the following: - Materials for the first ten (10) feet such as refrigerant, refrigerant pipes and fittings, welding accessories, electrical wires and conduits, pipe insulation and polyethylene tape - Enclosed Circuit Breakers (ECB) - Feeder line wires and outdoor conduits from ACCU to ECB - Drain pipes and fittings - Mounting Platforms, Hangers and Supports - Other necessary materials to complete the installation	2	sets		0.00		0.00		0.00		0.00	0.00
	Installation cost in excess of the first ten (10) feet	115	ft		0.00		0.00		0.00		0.00	0.00
11.1.2	Supply, Delivery and Installation of Brand New 2HP Wall Mounted Inverter Split Type Air – Conditioner with Horizontal Discharge Air – Cooled Condensing Unit complete with standard accessories											
	Air-Conditioning Equipment	2	set		0.00		0.00		0.00		0.00	0.00
	Installation of units including the following: - Materials for the first ten (10) feet such as refrigerant, refrigerant pipes and fittings, welding accessories, electrical wires and conduits, pipe insulation and polyethylene tape - Enclosed Circuit Breakers (ECB) - Feeder line wires and outdoor conduits from ACCU to ECB - Drain pipes and fittings - Mounting Platforms, Hangers and Supports - Other necessary materials to complete the installation	2	set		0.00		0.00		0.00		0.00	0.00
	Installation cost in excess of the first ten (10) feet	100	ft		0.00		0.00		0.00		0.00	0.00
11.1.3	Relocation of 5TR/6HP Floor Mounted Inverter Split Type Air – Conditioner with Horizontal Discharge Air – Cooled Condensing Unit complete with standard accessories											
	Air-Conditioning Equipment											
	Installation of units including the following: - Materials for the first ten (10) feet such as refrigerant, refrigerant pipes and fittings, welding accessories, electrical wires and conduits, pipe insulation and polyethylene tape - Enclosed Circuit Breakers (ECB) - Feeder line wires and outdoor conduits from ACCU to ECB - Drain pipes and fittings - Mounting Platforms, Hangers and Supports - Other necessary materials to complete the installation	2	sets		0.00		0.00		0.00		0.00	0.00
	Installation cost in excess of the first ten (10) feet	57	ft		0.00		0.00		0.00		0.00	0.00

ITEM NO.	DESCRIPTION	QTY	UNIT	MATERIALS		LABOR & EQPT		MOB/ DEMOB	DIRECT COST	INDIRECT COST	VAT	TOTAL COST
				UNIT COST	AMOUNT	UNIT COST	AMOUNT					
11.1.4	Relocation of 3TR/4HP Floor Mounted Inverter Split Type Air – Conditioner with Horizontal Discharge Air – Cooled Condensing Unit complete with standard accessories											
	Air-Conditioning Equipment											
	Installation of units including the following: - Materials for the first ten (10) feet such as refrigerant, refrigerant pipes and fittings, welding accessories, electrical wires and conduits, pipe insulation and polyethylene tape - Enclosed Circuit Breakers (ECB) - Feeder line wires and outdoor conduits from ACCU to ECB - Drain pipes and fittings - Mounting Platforms, Hangers and Supports - Other necessary materials to complete the installation	1	sets		0.00		0.00		0.00		0.00	0.00
	Installation cost in excess of the first ten (10) feet	44	ft		0.00		0.00		0.00		0.00	0.00
	Sub-total											0.00
11.2	Fire Protection System											
11.2.1	Black Iron Pipe Schedule 40											
	50mm diameter	1.00	m		0.00		0.00		0.00		0.00	0.00
	40mm diameter	5.90	m		0.00		0.00		0.00		0.00	0.00
	32mm diameter	30.30	m		0.00		0.00		0.00		0.00	0.00
	25mm diameter	187.60	m		0.00		0.00		0.00		0.00	0.00
11.2.2	Riser Nipple											
	50mm diameter	2.00	pc		0.00		0.00		0.00		0.00	0.00
	40mm diameter	6.00	pc		0.00		0.00		0.00		0.00	0.00
	32mm diameter	8.00	pc		0.00		0.00		0.00		0.00	0.00
11.2.3	Sprinkler Heads											
11.2.4	Pendent Sprinkler Head	63.00	pcs		0.00		0.00		0.00		0.00	0.00
11.2.5	Hangers and supports	1.00	lot		0.00		0.00		0.00		0.00	0.00
11.2.6	Fittings, Miscellaneous and consumables	1.00	lot		0.00		0.00		0.00		0.00	0.00
11.2.7	Testing and Commissioning	1.00	lot		0.00		0.00		0.00		0.00	0.00
	Sub-total											0.00
	TOTAL COST - MECHANICAL WORKS				0.00		0.00	0.00	0.00	0.00	0.00	0.00

ITEM NO.	DESCRIPTION	QTY	UNIT	MATERIALS		LABOR & EQPT		MOB/ DEMOB	DIRECT COST	INDIRECT COST	VAT	TOTAL COST
				UNIT COST	AMOUNT	UNIT COST	AMOUNT					
12.0	CCTV CAMERA											
12.1	CCTV IP Camera PoE 4MP Mini bullet indoor/outdoor	5.00	units		0.00		0.00		0.00		0.00	0.00
12.2	POE Managed Switches 8-ports Gigabit with 2 SFP slots and 2 slot RJ45 uplink	2.00	units		0.00		0.00		0.00		0.00	0.00
12.3	SFP modulus dual/duplex transceiver	6.00	pcs		0.00		0.00		0.00		0.00	0.00
12.4	SC-LC fiber patch cord 1 meter	4.00	pcs		0.00		0.00		0.00		0.00	0.00
12.5	Steel Wall Box Data Cabinet gU wall mounted (small, metal color black) - 500mm x 300mm x 200mm	1.00	pcs		0.00		0.00		0.00		0.00	0.00
12.6	UTP CAT6 cables - Indoor (solid copper conductors, 1000ft/box)	1.00	box		0.00		0.00		0.00		0.00	0.00
12.7	Patch Panel 24 ports for CAT6	1.00	pc		0.00		0.00		0.00		0.00	0.00
12.8	Cable Manager	1.00	pc		0.00		0.00		0.00		0.00	0.00
12.9	Fiber optic cable with patch panel with fusion end (maximum length -50m)	1.00	lot		0.00		0.00		0.00		0.00	0.00
12.10	RJ45 connector for CAT6 (100 pcs/box)	1.00	box		0.00		0.00		0.00		0.00	0.00
12.11	Cumsumable (conduits and fittings, pvc pipes, pullbox, junction/square boxes, screws, solvent, conduit support/hangers, electrical wires, etc.), miscellaneous and incidental works, and other materials and works that are necessary for the completion of the project including programming, configuration, testing and commissioning.	1.00	lot		0.00		0.00		0.00		0.00	0.00
	TOTAL COST – CCTV CAMERA				0.00		0.00	0.00	0.00	0.00	0.00	0.00
13.0	STRUCTURED CABLING WORKS											
13.1	Cabling Components											
	CatSE Information Outlet	24.00	pcs		0.00		0.00		0.00		0.00	0.00
	CatSE Patch Panel 24 Ports	1.00	pcs		0.00		0.00		0.00		0.00	0.00
	Modular Faceplate 2-Port	12.00	pcs		0.00		0.00		0.00		0.00	0.00
	CatSE UTP Cable 4-Pair solid, 24WG, 305m/roll	4.00	roll		0.00		0.00		0.00		0.00	0.00
	Sub-total											0.00
13.2	Roughing-ins											
	PVC Pipes, Amco box, pull-box connectors, support hangers, couplings, miscellaneous, etc.	1.00	lot		0.00		0.00		0.00		0.00	0.00
13.3	Dismantling/Restoration existing for 20 nodes Data/voice outlets	1.00	lot		0.00		0.00		0.00		0.00	0.00
	Sub-total											0.00
	TOTAL COST – STRUCTURED CABLING WORKS				0.00		0.00	0.00	0.00	0.00	0.00	0.00
	TOTAL PROJECT COST											0.00

GENERAL CONDITIONS:

1. For uniformity and evaluation purposes, a bidder shall adhere to the herein prescribed format of BOQ, specifically in the formula for computation, given quantity and exclusive pay items. Any deviation from the format shall be a ground for disqualification of bid.
2. Fill up all required items/field in the BOQ. Failure to indicate any of the following shall mean outright disqualification since bid is considered Non-responsive:
 - a) if item is given for free, indicate dash (-), zero (0) or free
3. Each bidder shall be provided with hard copy of the BOQ Form (attached in the PBD) and an electronic copy for faster and easier encoding. The hard copy shall serve as the bidder's reference as to completeness of work items, quantity, formula, format, etc. in the BOQ Form considering that the electronic copy is prone to alterations during encoding. Any discrepancy on the contents (specially on the quantity and inclusive pay items) between the hard copy and electronic, the contents of the hard copy shall prevail.
4. Bidder are not allowed to include any pay items that were not indicated in the form supplied Bill of Quantities. In instances where necessary work items are inadvertently left out in BOQ Form, a bidder should make a written query to the Bids and Awards Committee so that the same shall be addressed in the Bid Bulletin which will be issued to all participating bidders.
5. Bidders shall include in the detailed estimate the breakdown of materials & labor for quantities specified in **LOT, SQ.M** (unit of measure) in BOQ form
6. All documents must be signed, and each and every page thereof must be initialed by the duly authorized representative/s of the Bidder
7. Mark-up shall include the following:
 - 7.1 Overhead expenses such as office expenses, supervision, transportation allowances, and financing costs (Premium on CARI, Bid Security, Performance Security, Surety for advance payment, Warranty bond)
 - 7.2 Contingencies, Miscellaneous Expenses and Contractor's Profit margin
8. It is the responsibility of the Bidder to check the arithmetical computation provided herein.

Submitted by:	<div>Name of Bidder/ Company Name</div>
Prepared by:	<div>Company Representative</div> <div>(Signature Over Printed Name)</div>
Address:	
Telephone No.:	
Date	

Section IX. Checklist of Technical and Financial Documents

Checklist of Technical and Financial Documents

I. TECHNICAL COMPONENT ENVELOPE

Class “A” Documents

Legal Documents

- ☐ (a) Valid PhilGEPS Registration Certificate (Platinum Membership) (all pages); in accordance with Section 8.5.2 of the IRR;

Technical Documents

- ☐ (b) Statement of the prospective bidder of all its ongoing government and private contracts, including contracts awarded but not yet started, if any, whether similar or not similar in nature and complexity to the contract to be bid; **and**

- ☐ (c) Statement of the bidder’s Single Largest Completed Contract (SLCC) similar to the contract to be bid, except under conditions provided for in Sections 23.4.1.3 and 23.4.2.4 of the 2016 revised IRR of RA 9184, within 5 years period prior to the submission and opening of Bids; **and**

- ☐ (d) Philippine Contractors Accreditation Board (PCAB) License;

or

Special PCAB License in case of Joint Ventures;

and registration for the type and cost of the contract to be bid; **and**

- ☐ (e) Original copy of Bid Security. If in the form of a Surety Bond, submit also a certification issued by the Insurance Commission;

or

Original copy of Notarized Bid Securing Declaration; **and**

- (f) Project Requirements, which shall include the following:

- ☐ a. Organizational chart for the contract to be bid;
- ☐ b. List of contractor’s key personnel (*e.g.*, Project Manager, Project Engineers, Materials Engineers, and Foremen), to be assigned to the contract to be bid, with their complete qualification and experience data;

- ☐ c. List of contractor’s major equipment units, which are owned, leased, and/or under purchase agreements, supported by proof of ownership or certification of availability of equipment from the equipment lessor/vendor for the duration of the project, as the case may be; **and**

- ☐ (g) Original duly signed Omnibus Sworn Statement (OSS); **and** if applicable, Original Notarized Secretary’s Certificate in case of a corporation, partnership, or cooperative; or Original Special Power of Attorney of all members of the joint venture giving full power and authority to its officer to sign the OSS and do acts to represent the Bidder.

Financial Documents

- ☐ (h) The prospective bidder’s audited financial statements, showing, among others, the prospective bidder’s total and current assets and liabilities, stamped “received” by the BIR or its duly accredited and authorized institutions, for the preceding calendar year which should not be earlier than two (2) years from the date of bid submission; **and**

- ☐ (i) The prospective bidder’s computation of Net Financial Contracting Capacity (NFCC).

Class “B” Documents

- ☐ (j) If applicable, duly signed joint venture agreement (JVA) in accordance with RA No. 4566 and its IRR in case the joint venture is already in existence;

or

duly notarized statements from all the potential joint venture partners stating that they will enter into and abide by the provisions of the JVA in the instance that the bid is successful.

II. FINANCIAL COMPONENT ENVELOPE

- ☐ (k) Original of duly signed and accomplished Financial Bid Form; **and**

Other documentary requirements under RA No. 9184

- ☐ (l) Original of duly signed Bid Prices in the Bill of Quantities; **and**
- ☐ (m) Duly accomplished Detailed Estimates Form, including a summary sheet indicating the unit prices of construction materials, labor rates, and equipment rentals used in coming up with the Bid; **and**
- ☐ (n) Cash Flow by Quarter.

IMPORTANT REMINDERS

- A) Each and every page of the Bid Forms, under Section VIII: Checklist of Technical and Financial Documents hereof, shall be signed by the duly authorized representative/s of the Bidder. Failure to do so shall be a ground for the rejection of the bid.
- B) Any interlineations, erasures, or overwriting shall be valid only if they are signed or initialed by the duly authorized representative/s of the Bidder.
- C) Bid documents shall be compiled in a folder/binder with the Annexes properly labeled with tabs/separators.
- D) Bidders shall submit their bids through their duly authorized representative enclosed in separate sealed envelopes, which shall be submitted simultaneously:
- a) The first three individually sealed envelopes shall contain the folder/binder of the Eligibility Requirements and Technical Component of the bid; prepared in three copies labeled as follows:
- Envelop (1): ORIGINAL – Eligibility Requirements and Technical Component
Envelop (2): COPY1 – Eligibility Requirements and Technical Component
Envelop (3): COPY2 – Eligibility Requirements and Technical Component
- b) The next three individually sealed envelopes shall contain the folder/binder of the Financial Component of the bid; prepared in three copies labeled as follows:
- Envelop (4): ORIGINAL – Financial Component
Envelop (5): COPY1 – Financial Component
Envelop (6): COPY2 – Financial Component
- c) Bidders shall enclose, seal and mark the following:
- Envelop (7): Envelope (1) and Envelope (4) enclosed in one sealed envelope marked “ORIGINAL–BID”
- Envelop (8): Envelope (2) and Envelope (5) enclosed in one sealed envelope marked “COPY1–BID”
- Envelop (9): Envelope (3) and Envelope (6) enclosed in one sealed envelope marked “COPY2–BID”

- d) Envelopes (7) to (9) shall then be enclosed in a single sealed, signed final/outer envelope/package/box
- e) All envelopes (Envelopes (1) to (9) and the final/outer envelope/package/box) shall indicate the following:
 - addressed to the Procuring Entity’s BAC
 - name and address of the Bidder in capital letters
 - name of the contract/project to be bid in capital letters
 - bear the specific identification/reference code of this bidding process
 - bear a warning “DO NOT OPEN BEFORE...” the date and time for the opening of bids

THE CHAIRPERSON

BIDS AND AWARDS COMMITTEE

2ND FLOOR, SSS MAIN BUILDING

EAST AVENUE, DILIMAN, QUEZON CITY

NAME OF BIDDER : _____

ADDRESS : _____

- E) Bids submitted after the deadline shall only be marked for recording purpose, shall not be included in the opening of bids, and shall be returned to the bidder unopened.

FORMS

Bid Form for the Procurement of Infrastructure Projects

BID FORM

RELOCATION OF DAY CARE

Date: _____

Project Identification No.: ITB-SSS-Civil-2024-004

To: **SOCIAL SECURITY SYSTEM**
East Avenue, Diliman, Quezon City

Having examined the Philippine Bidding Documents (PBDs) including the Supplemental or Bid Bulletin Numbers [insert numbers], the receipt of which is hereby duly acknowledged, we, the undersigned, declare that:

- a. We have no reservation to the PBDs, including the Supplemental or Bid Bulletins, for the Procurement Project: **RELOCATION OF DAY CARE**;
- b. We offer to execute the Works for this Contract in accordance with the PBDs;
- c. The total price of our Bid in words and figures, excluding any discounts offered below is: **(insert information)**;
- d. The discounts offered and the methodology for their application are: (insert information);
- e. The total bid price includes the cost of all taxes, such as, but not limited to: [specify the applicable taxes, e.g. (i) value added tax (VAT), (ii) income tax, (iii) local taxes, and (iv) other fiscal levies and duties], which are itemized herein and reflected in the detailed estimates,
- f. Our Bid shall be valid within the period stated in the PBDs, and it shall remain binding upon us at any time before the expiration of that period;
- g. If our Bid is accepted, we commit to obtain a Performance Security in the amount of **[insert percentage amount]** percent of the Contract Price for the due performance of the Contract, or a Performance Securing Declaration in lieu of the allowable forms of Performance Security, subject to the terms and conditions of issued GPPB guidelines for this purpose;
- h. We are not participating, as Bidders, in more than one Bid in this bidding process, other than alternative offers in accordance with the Bidding Documents;
- i. We understand that this Bid, together with your written acceptance thereof included in your notification of award, shall constitute a binding contract between us, until a formal Contract is prepared and executed; and
- j. We understand that you are not bound to accept the Lowest Calculated Bid or any other Bid that you may receive.

- k. We likewise certify/conform that the undersigned, is the duly authorized representative of the bidder, and granted full power and authority to do, execute and perform any and all acts necessary to participate, submit the bid, and to sign and execute the ensuing contract for the RELOCATION OF DAY CARE of the SOCIAL SECURITY SYSTEM.

- l. We acknowledge that failure to sign each and every page of this Bid Form, including the Bill of Quantities, shall be a ground for the rejection of our bid.

Name: _____

Legal capacity:_____

Signature:_____

Duly authorized to sign the Bid for and behalf of: _____

Date: _____

GPPB Resolution No. 16-2020, dated 16 September 2020

Bid Securing Declaration Form

REPUBLIC OF THE PHILIPPINES) CITY OF _____) S.S.

BID SECURING DECLARATION

Project Identification No.: ITB-SSS-Civil-2024-004

To: [Insert name and address of the Procuring Entity]

I/We, the undersigned, declare that:

- 1. I/We understand that, according to your conditions, bids must be supported by a Bid Security, which may be in the form of a Bid Securing Declaration.
- 2. I/We accept that: (a) I/we will be automatically disqualified from bidding for any procurement contract with any procuring entity for a period of two (2) years upon receipt of your Blacklisting Order; and, (b) I/we will pay the applicable fine provided under Section 6 of the Guidelines on the Use of Bid Securing Declaration, within fifteen (15) days from receipt of the written demand by the procuring entity for the commission of acts resulting to the enforcement of the bid securing declaration under Sections 23.1(b), 34.2, 40.1 and 69.1, except 69.1(f), of the IRR of RA No. 9184; without prejudice to other legal action the government may undertake.
- 3. I/We understand that this Bid Securing Declaration shall cease to be valid on the following circumstances:
 - a. Upon expiration of the bid validity period, or any extension thereof pursuant to your request;
 - b. I am/we are declared ineligible or post-disqualified upon receipt of your notice to such effect, and (i) I/we failed to timely file a request for reconsideration or (ii) I/we filed a waiver to avail of said right; and
 - c. I am/we are declared the bidder with the Lowest Calculated Responsive Bid, and I/we have furnished the performance security and signed the Contract.

IN WITNESS WHEREOF, I/We have hereunto set my/our hand/s this ____ day of [month] [year] at [place of execution].

[Insert NAME OF BIDDER OR ITS AUTHORIZED REPRESENTATIVE]
[Insert signatory’s legal capacity] Affiant

[Jurat]

[Format shall be based on the latest Rules on Notarial Practice]

GPPB Resolution No. 16-2020, dated 16 September 2020

Contract Agreement Form for the
Procurement of Infrastructure Projects (Revised)

[not required to be submitted with the Bid, but it shall be submitted within ten (10) days after receiving the Notice of Award]

CONTRACT AGREEMENT

ITB-SSS-Civil-2024-004

THIS AGREEMENT made between:

SOCIAL SECURITY SYSTEM, a government-owned and controlled corporation created pursuant to Republic Act No. 11199, with principal office address at SSS Building, East Avenue, Diliman, Quezon City, represented herein by its Approving Authority and (Position of Approving Authority), (Name of Approving Authority) and (Position of Signatory), (Name of signatory), duly authorized pursuant to Administrative Order _____, _____ (pertaining to Approving Authority) (Annex “A”) and Office Order _____, _____ (Annex “B”) (pertaining to signatories), hereinafter referred to as the “SSS”;

- a n d -

(NAME OF CONTRACTOR), of legal age, Filipino, single/married, with principal address at _____, hereinafter referred to as the “Contractor”.

If corporation

(NAME OF CONTRACTOR), a corporation duly created and existing pursuant to the laws of the Republic of the Philippines, with principal office address at _____, represented herein by its (Position of Signatory), (Name of Signatory), duly authorized pursuant to _____, hereinafter referred to as the “Contractor”.

WHEREAS, the Entity is desirous that the Contractor execute [name and identification number of contract] (hereinafter called “the Works”) and the Entity has accepted the Bid for [contract price in words and figures in specified currency] by the Contractor for the execution and completion of such Works and the remedying of any defects therein.

NOW THIS AGREEMENT WITNESSETH AS FOLLOWS:

1. In this Agreement words and expressions shall have the same meanings as are respectively assigned to them in the Conditions of Contract referred to.
2. The following documents as required by the 2016 revised Implementing Rules and Regulations of Republic Act No. 9184 shall be deemed to form and be read and construed as integral part of this Agreement, viz.:
 - a. Philippine Bidding Documents (PBDs);
 - i. Drawings/Plans;

- ii. Specifications;
 - iii. Bill of Quantities;
 - iv. General and Special Conditions of Contract;
 - v. Supplemental or Bid Bulletins, if any
- b. Contractor's bidder's bid, including the Eligibility requirements, Technical and Financial Proposals, and all other documents or statements submitted;
- Bid form, including all the documents/statements contained in the Bidder's bidding envelopes, as annexes, and all other documents submitted (*e.g.*, Bidder's response to request for clarifications on the bid), including corrections to the bid, if any, resulting from the Procuring Entity's bid evaluation;
- c. Performance Security;
- d. Notice of Award of Contract; and the Bidder's conforme thereto; and
- e. Other contract documents that may be required by existing laws and/or the Procuring Entity concerned in the PBDs. **Winning bidder agrees that additional contract documents or information prescribed by the GPPB that are subsequently required for submission after the contract execution, such as the Notice to Proceed, Variation Orders, and Warranty Security, shall likewise form part of the Contract.**
3. In consideration for the sum of *[total contract price in words and figures]* or such other sums as may be ascertained, *[Named of the bidder]* agrees to *[state the object of the contract]* in accordance with his/her/its Bid.
4. The SSS agrees to pay the above-mentioned sum in accordance with the terms of the Bidding.

IN WITNESS whereof the parties hereto have caused this Agreement to be executed in accordance with the laws of the Republic of the Philippines on the day and year first above written.

<i>[Insert Name and Signature]</i>	<i>[Insert Name and Signature]</i>
<i>[Insert Signatory's Legal Capacity]</i>	<i>[Insert Signatory's Legal Capacity]</i>
<i>for:</i>	<i>for:</i>
SSS	<i>[Insert Name of Supplier]</i>

(In case of double acknowledgment)

SIGNED IN THE PRESENCE OF:

(Name of Certifying officer as to availability of funds)
(Position of Certifying Officer)
(Department/Office of Certifying Officer)

FUNDS AVAILABLE:

APP No.: _____

FIRST ACKNOWLEDGMENT

Republic of the Philippines)
_____) S.S.

BEFORE ME, a Notary Public for and in _____, Philippines, on this _____ day of _____ personally appeared:

Name	Competent Evidence of Identity	Date/Place of Issue

known to me to be the same person who executed the foregoing Agreement, consisting of _____ (____) pages, including this page and excluding annexes, and he/she/they acknowledged to me that the same is his/her/their free and voluntary act and deed as well as the free and voluntary act and deed of the principal he/she /they represent/s in this instance.

WITNESS MY HAND AND SEAL on the date and place first above written.

Doc. No. _____;
Page No. _____;
Book No. _____;
Series of 20____.

SIGNED IN THE PRESENCE OF:

SECOND ACKNOWLEDGMENT

Republic of the Philippines)
_____) S.S.

BEFORE ME, a Notary Public for and in _____, Philippines, on this _____ day of _____ personally appeared:

Name	Competent Evidence of Identity	Date/Place of Issue

known to me to be the same person who executed the foregoing Agreement, consisting of _____ (____) pages, including this page and excluding annexes, and he/she/they acknowledged to me that the same is his/her/their free and voluntary act and deed (if corporation to include succeeding phrase) as well as the free and voluntary act and deed of the principal he/she /they represent/s in this instance.

WITNESS MY HAND AND SEAL on the date and place first above written.

Doc. No. _____;
Page No. _____;
Book No. _____;
Series of 20____.

Omnibus Sworn Statement (Revised)

REPUBLIC OF THE PHILIPPINES)
CITY/MUNICIPALITY OF _____) S.S.

AFFIDAVIT

I, [Name of Affiant], of legal age, [Civil Status], [Nationality], and residing at [Address of Affiant], after having been duly sworn in accordance with law, do hereby depose and state that:

1. *Select one, delete the other:*

[If a sole proprietorship:] I am the sole proprietor or authorized representative of [Name of Bidder] with office address at [address of Bidder];

[If a partnership, corporation, cooperative, or joint venture:] I am the duly authorized and designated representative of [Name of Bidder] with office address at [address of Bidder];

2. *Select one, delete the other:*

[If a sole proprietorship:] As the owner and sole proprietor, or authorized representative of [Name of Bidder], I have full power and authority to do, execute and perform any and all acts necessary to participate, submit the bid, and to sign and execute the ensuing contract for *RELOCATION OF DAY CARE* of the *SOCIAL SECURITY SYSTEM* as shown in the attached duly notarized Special Power of Attorney;

[If a partnership, corporation, cooperative, or joint venture:] I am granted full power and authority to do, execute and perform any and all acts necessary to participate, submit the bid, and to sign and execute the ensuing contract for *RELOCATION OF DAY CARE* of the *SOCIAL SECURITY SYSTEM*, as shown in the attached [state title of attached document showing proof of authorization (e.g., duly notarized Secretary’s Certificate, Board/Partnership Resolution, or Special Power of Attorney, whichever is applicable);];

3. [Name of Bidder] is not “blacklisted” or barred from bidding by the Government of the Philippines or any of its agencies, offices, corporations, or Local Government Units, foreign government/foreign or international financing institution whose blacklisting rules have been recognized by the Government Procurement Policy Board, **by itself or by relation, membership, association, affiliation, or controlling interest with another blacklisted person or entity as defined and provided for in the Uniform Guidelines on Blacklisting;**

4. Each of the documents submitted in satisfaction of the bidding requirements is an authentic copy of the original, complete, and all statements and information provided therein are true and correct;

5. [Name of Bidder] is authorizing the Head of the Procuring Entity or its duly authorized representative(s) to verify all the documents submitted;

6. *Select one, delete the rest:*

[If a sole proprietorship:] The owner or sole proprietor is not related to the Head of the Procuring Entity, Procurement Agent if engaged, members of the Bids and Awards Committee (BAC), the Technical Working Group, and the BAC Secretariat, the head of the Project Management Office or the end-user unit, and the project consultants by consanguinity or affinity up to the third civil degree;

[If a partnership or cooperative:] None of the officers and members of *[Name of Bidder]* is related to the Head of the Procuring Entity, Procurement Agent if engaged, members of the Bids and Awards Committee (BAC), the Technical Working Group, and the BAC Secretariat, the head of the Project Management Office or the end-user unit, and the project consultants by consanguinity or affinity up to the third civil degree;

[If a corporation or joint venture:] None of the officers, directors, and controlling stockholders of *[Name of Bidder]* is related to the Head of the Procuring Entity, Procurement Agent if engaged, members of the Bids and Awards Committee (BAC), the Technical Working Group, and the BAC Secretariat, the head of the Project Management Office or the end-user unit, and the project consultants by consanguinity or affinity up to the third civil degree;

7. *[Name of Bidder]* complies with existing labor laws and standards; and
8. *[Name of Bidder]* is aware of and has undertaken the responsibilities as a Bidder in compliance with the Philippine Bidding Documents, which includes:
 - a) Carefully examining all of the Bidding Documents;
 - b) Acknowledging all conditions, local or otherwise, affecting the implementation of the Contract;
 - c) Making an estimate of the facilities available and needed for the contract to be bid, if any; and
 - d) Inquiring or securing Supplemental/Bid Bulletin(s) issued for the *RELOCATION OF DAY CARE*.
9. *[Contractor]* did not give or pay directly or indirectly, any commission, amount, fee, or any form of consideration, pecuniary or otherwise, to any person or official, personnel or representative of the government in relation to any procurement project or activity.
10. **In case advance payment was made or given, failure to perform or deliver any of the obligations and undertakings in the contract shall be sufficient grounds to constitute criminal liability for Swindling (Estafa) or the commission of fraud with unfaithfulness or abuse of confidence through misappropriating or converting any payment received by a person or entity under an obligation involving the duty to deliver certain goods or services, to the prejudice of the public and the government of the Philippines pursuant to Article 315 of Act No. 3815 s.1930, as amended, or the Revised Penal Code.**

IN WITNESS WHEREOF, I have hereunto set my hand this ___ day of ___, 20__ at _____, Philippines.

[Insert NAME OF BIDDER OR ITS AUTHORIZED REPRESENTATIVE]

[Insert signatory's legal capacity]

Affiant

[Jurat]

[Format shall be based on the latest Rules on Notarial Practice]

GPPB Resolution No. 16-2020, dated 16 September 2020

STATEMENT OF ALL ITS ON-GOING GOVERNMENT AND PRIVATE
CONTRACTS, INCLUDING CONTRACTS AWARDED BUT NOT YET STARTED

NAME OF CONTRACT	DATE OF CONTRACT	CONTRACT DURATION	CONTACT PERSON, CONTACT NO., ADDRESS, AND EMAIL ADDRESS	KINDS OF GOODS	AMOUNT OF CONTRACT	VALUE OF OUTSTANDING CONTRACT

FORM-06

**STATEMENT OF SINGLE LARGEST COMPLETED CONTRACT SIMILAR TO
THE PROJECT TO BE BID EQUIVALENT TO AT LEAST 50% OF THE ABC
WITH ATTACHED CERTIFICATE OF FINAL COMPLETION OR
CPES EVALUATION**

NAME OF CONTRACT	COMPLETION PERIOD	AMOUNT OF CONTRACT	CONTACT PERSON, CONTACT NO., ADDRESS, AND EMAIL ADDRESS

NOTE: SLCC SHOULD BE PROJECTS WITHOUT NON-DISCLOSURE AGREEMENT (NDA)

Formula in the Computation of NFCC

RELOCATION OF DAY CARE
NAME OF PROJECT

NAME OF COMPANY

NFCC = 15 (Current Assets – Current Liabilities) – Value of All Outstanding Works under
On-going Contracts including Awarded Contracts yet to be started)

YEAR	CURRENT ASSETS	CURRENT LIABILITIES
TOTAL		

Value of Outstanding Works under On-going Contracts:

CONTRACT DESCRIPTION	TOTAL CONTRACT AMOUNT AT AWARD	PERCENTAGE OF PLANNED AND ACTUAL ACCOMPLISHMENT	ESTIMATED COMPLETION TIME
TOTAL			

Use additional sheet/s, if necessary

FORMULA:

15 (_____ – _____) – _____ = _____
Current Assets minus Current Liabilities minus Total Outstanding Works NFCC

P _____
NFCC

Prepared and Submitted by:

Signature over Printed Name

(Name of Bank)

COMMITTED LINE OF CREDIT CERTIFICATE

Date:

Social Security System (SSS)
SSS Main Building, East Avenue
Diliman, Quezon City

CONTRACT PROJECT :
COMPANY/FIRM :
ADDRESS :
BANK/FINANCING :
INSTITUTION :
ADDRESS :
AMOUNT :

This is to certify that the above Bank/Financing Institution with business address indicated above, commits to provide the (Supplier/Distributor/Manufacturer/Contractor), if awarded the above-mentioned Contract, a credit line in the amount specified above which shall be exclusively used to finance the performance of the above-mentioned contract subject to our terms, conditions and requirements.

The credit line shall be available within fifteen (15) calendar days after receipt by the (Supplier/Distributor/Manufacturer/Contractor) of the Notice of Award and such line of credit shall be maintained until issuance of Certificate of Acceptance by the Social Security System.

This Certification is being issued in favor of said (Supplier/Distributor/Manufacturer/Contractor) in connection with the bidding requirement of (Name of Procuring Entity) for the above-mentioned Contract. We are aware that any false statements issued by us make us liable for perjury.

The committed line of credit cannot be terminated or cancelled without the prior written approval of Social Security System.

Name and Signature of Authorized Financing Institution Office

Office Designation

Concurred by:

Name & Signature of (Supplier/Distributor/Manufacturer/Contractor) Authorized Representative

Official Designation

SUBSCRIBED AND SWORN TO BEFORE ME this day of at Philippines, Affiant exhibited to me his/her competent Evidence of Identity (as defines by the 2004 Rules on Notarial Practice issued on at , Philippines.

NOTARY PUBLIC

Doc No. :
Page No. :
Book No. :
Series of :

(Note: The amount committed should be machine validated in the Certificate itself)

