



SOCIAL SECURITY SYSTEM

PHILIPPINE BIDDING DOCUMENTS

Sixth Edition

Procurement of INFRASTRUCTURE PROJECTS

**CONSTRUCTION OF SSS WELLNESS
FACILITY (MULTI-PURPOSE GYM)
(RE-ADVERTISEMENT)**

ITB-SSS-CIVIL-2025-007

Government of the Republic of the Philippines

JUNE 2025

A handwritten signature in blue ink, appearing to read "Emily M. Beltran".

EMILY M. BELTRAN
TWG Chairperson

TABLE OF CONTENTS

Glossary of Terms, Abbreviations, and Acronyms.....4

Section I. Invitation to Bid6

Section II. Instructions to Bidders.....9

1. Scope of Bid10

2. Funding Information10

3. Bidding Requirements.....10

4. Corrupt, Fraudulent, Collusive, Coercive, and Obstructive Practices10

5. Eligible Bidders.....10

6. Origin of Associated Goods11

7. Subcontracts11

8. Pre-Bid Conference11

9. Clarification and Amendment of Bidding Documents.....11

10. Documents Comprising the Bid: Eligibility and Technical Components11

11. Documents Comprising the Bid: Financial Component12

12. Alternative Bids12

13. Bid Prices12

14. Bid and Payment Currencies12

15. Bid Security.....12

16. Sealing and Marking of Bids.....13

17. Deadline for Submission of Bids13

18. Opening and Preliminary Examination of Bids13

19. Detailed Evaluation and Comparison of Bids.....13

20. Post Qualification.....13

21. Signing of the Contract14

Section III. Bid Data Sheet..... 15

Section IV. General Conditions of Contract 19

1. Scope of Contract.....20

2. Sectional Completion of Works20

3. Possession of Site.....20

4. The Contractor’s Obligations.....20

5. Performance Security20

6. Site Investigation Reports21

7. Warranty.....21

8. Liability of the Contractor.....21

9. Termination for Other Causes.....21

10. Dayworks21

al

11. Program of Work.....21

12. Instructions, Inspections and Audits22

13. Advance Payment.....22

14. Progress Payments22

15. Operating and Maintenance Manuals.....22

Section V. Special Conditions of Contract..... 23

Section VI. Specifications 29

Section VII. Drawings..... 30

Section VIII. Bill of Quantities 82

Section IX. Checklist of Technical and Financial Documents..... 91

el

Glossary of Terms, Abbreviations, and Acronyms

ABC – Approved Budget for the Contract.

ARCC – Allowable Range of Contract Cost.

BAC – Bids and Awards Committee.

Bid – A signed offer or proposal to undertake a contract submitted by a bidder in response to and in consonance with the requirements of the bidding documents. Also referred to as *Proposal* and *Tender*. (2016 revised IRR, Section 5[c])

Bidder – Refers to a contractor, manufacturer, supplier, distributor and/or consultant who submits a bid in response to the requirements of the Bidding Documents. (2016 revised IRR, Section 5[d])

Bidding Documents – The documents issued by the Procuring Entity as the bases for bids, furnishing all information necessary for a prospective bidder to prepare a bid for the Goods, Infrastructure Projects, and/or Consulting Services required by the Procuring Entity. (2016 revised IRR, Section 5[e])

BIR – Bureau of Internal Revenue.

BSP – Bangko Sentral ng Pilipinas.

CDA – Cooperative Development Authority.

Consulting Services – Refer to services for Infrastructure Projects and other types of projects or activities of the GOP requiring adequate external technical and professional expertise that are beyond the capability and/or capacity of the GOP to undertake such as, but not limited to: (i) advisory and review services; (ii) pre-investment or feasibility studies; (iii) design; (iv) construction supervision; (v) management and related services; and (vi) other technical services or special studies. (2016 revised IRR, Section 5[i])

Contract – Refers to the agreement entered into between the Procuring Entity and the Supplier or Manufacturer or Distributor or Service Provider for procurement of Goods and Services; Contractor for Procurement of Infrastructure Projects; or Consultant or Consulting Firm for Procurement of Consulting Services; as the case may be, as recorded in the Contract Form signed by the parties, including all attachments and appendices thereto and all documents incorporated by reference therein.

Contractor – is a natural or juridical entity whose proposal was accepted by the Procuring Entity and to whom the Contract to execute the Work was awarded. Contractor as used in these Bidding Documents may likewise refer to a supplier, distributor, manufacturer, or consultant.

CPI – Consumer Price Index.

DOLE – Department of Labor and Employment.

DTI – Department of Trade and Industry.

Foreign-funded Procurement or Foreign-Assisted Project – Refers to procurement whose funding source is from a foreign government, foreign or international financing institution as specified in the Treaty or International or Executive Agreement. (2016 revised IRR, Section 5[b]).

GFI – Government Financial Institution.

GOCC –Government-owned and/or –controlled corporation.

Goods – Refer to all items, supplies, materials and general support services, except Consulting Services and Infrastructure Projects, which may be needed in the transaction of public businesses or in the pursuit of any government undertaking, project or activity, whether in the nature of equipment, furniture, stationery, materials for construction, or personal property of any kind, including non-personal or contractual services such as the repair and maintenance of equipment and furniture, as well as trucking, hauling, janitorial, security, and related or analogous services, as well as procurement of materials and supplies provided by the Procuring Entity for such services. The term “related” or “analogous services” shall include, but is not limited to, lease or purchase of office space, media advertisements, health maintenance services, and other services essential to the operation of the Procuring Entity. (2016 revised IRR, Section 5[r])

GOP – Government of the Philippines.

Infrastructure Projects – Include the construction, improvement, rehabilitation, demolition, repair, restoration or maintenance of roads and bridges, railways, airports, seaports, communication facilities, civil works components of information technology projects, irrigation, flood control and drainage, water supply, sanitation, sewerage and solid waste management systems, shore protection, energy/power and electrification facilities, national buildings, school buildings, hospital buildings, and other related construction projects of the government. Also referred to as *civil works or works*. (2016 revised IRR, Section 5[u])

LGUs – Local Government Units.

NFCC – Net Financial Contracting Capacity.

NGA – National Government Agency.

PCAB – Philippine Contractors Accreditation Board.

PhilGEPS - Philippine Government Electronic Procurement System.

Procurement Project – refers to a specific or identified procurement covering goods, infrastructure project or consulting services. A Procurement Project shall be described, detailed, and scheduled in the Project Procurement Management Plan prepared by the agency which shall be consolidated in the procuring entity's Annual Procurement Plan. (GPPB Circular No. 06-2019 dated 17 July 2019)

PSA – Philippine Statistics Authority.

SEC – Securities and Exchange Commission.

SLCC – Single Largest Completed Contract.

SSS – Social Security System.

Supplier – refers to a citizen, or any corporate body or commercial company duly organized and registered under the laws where it is established, habitually established in business and engaged in the manufacture or sale of the merchandise or performance of the general services covered by his bid. (Item 3.8 of GPPB Resolution No. 13-2019, dated 23 May 2019). Supplier as used in these Bidding Documents may likewise refer to a distributor, manufacturer, contractor, or consultant.

UN – United Nations.

efl

Section I. Invitation to Bid



Invitation to Bid
ITB-SSS-CIVIL-2025-007

**CONSTRUCTION OF SSS WELLNESS FACILITY
(MULTI-PURPOSE GYM)
(RE-ADVERTISEMENT)**

Approved Budget for the Contract (ABC) & Source of Fund	Delivery/ Completion Period	Price of Bid Documents (non- refundable)	Schedule of Activities Date/Time	
			Pre-bid Conference	Deadline of submission and receipt of bids
₱25,000,000.00 Approved 2025 Budget under Others (Investment Income) - Capital Outlay with Code PAP 2025-0232 of the Annual Procurement Plan (APP)	Within Two Hundred Seventy (270) calendar days upon receipt of Notice to Proceed and Job Order	₱ 15,000.00	June 19, 2025 (Thursday) 4:00pm	July 03, 2025 (Thursday) 2:00pm

1. The ***SOCIAL SECURITY SYSTEM (SSS)*** now invites bids for the above Procurement Project. Completion of the Works is required **within the period of Two Hundred Seventy (270) calendar days. Bidders should have completed within five (5) years prior to the date of submission and receipt of bids, a contract similar to the Project.** The description of an eligible bidder is contained in the Bidding Documents, particularly, in Section II (Instructions to Bidders).
2. Bids received in excess of the ABC shall be automatically rejected at Bid opening.
3. Bidding will be conducted through open competitive bidding procedures using non-discretionary “pass/fail” criterion as specified in the 2016 revised Implementing Rules and Regulations (IRR) of Republic Act (RA) No. 9184.
4. Interested bidders may obtain further information from **SSS** and inspect the Bidding Documents at the address in the last item of the ITB from Monday to Friday, 8:00 a.m. to 5:00 p.m.
5. A complete set of Bidding Documents may be acquired by interested Bidders **starting 11 June 2025 up to the scheduled submission & opening of bids** from the address stated in the last item of the ITB and upon payment of the applicable fee for the Bidding Documents, in the amount specified above.

The mode of payment will be on a cash basis payable at the SSS Cash Management Department, SSS Main Bldg., Ground floor, upon accomplishment of SSS Form R-6. The Bidding Documents shall be received personally by the prospective Bidder or his authorized representative.

It may also be downloaded free of charge from the website of the Philippine Government Electronic Procurement System (PhilGEPS) and the website of the SSS, provided that Bidders shall pay the applicable fee for the Bidding Documents not later than the submission of their bids.

6. The SSS will hold a Pre-Bid Conference on the date and time specified above at the Bidding Room, 2nd Floor, SSS Main Bldg., East Avenue, Diliman, Quezon City which shall be open to prospective bidders, but attendance shall not be mandatory. **To ensure completeness and compliance of bids, bidders are advised to send their authorized technical and/or administrative representatives who will prepare the bid documents.**

The Pre-Bid Conference will be conducted through online conference using Microsoft Teams. Kindly e-mail us on or before 18 June 2025, through e-mail address bac@sss.gov.ph, the following:

- a. Name of the representative and e-mail address; and**
- b. Technical and administrative queries.**

7. Bids must be duly received by the BAC Secretariat at the Bidding Room, 2nd Floor, SSS Main Building, East Avenue, Diliman, Quezon City on the deadline specified above. All Bids must be accompanied by a bid security in any of the acceptable forms and in the amount stated in the **ITB** Clause 14.

Bid opening shall be on the date and time specified above at the Bidding Room, 2nd Floor, SSS Main Building, East Avenue, Diliman, Quezon City. Bids will be opened in the presence of the Bidders' representatives who choose to attend at the address above. Late bids shall not be accepted.

8. References to the dates and times shall be based on Philippine Standard time. Should any of the above dates fall on a holiday, the deadline shall be extended to the same time on the immediately succeeding business day in Quezon City.
9. The SSS reserves the right to reject any and all bids, declare a failure of bidding, or not award the contract at any time prior to contract award in accordance with Sections 35.6 and 41 of the 2016 revised IRR of RA No. 9184, without thereby incurring any liability to the affected bidder or bidders.
10. The SSS assumes no obligation to compensate or indemnify parties for any expense or loss that they may incur as a result of their participation in the procurement process, nor does SSS BAC guarantees that an award will be made as a result of this invitation. Furthermore, the SSS reserves the right to waive any defects or formality in the responses to the eligibility requirements and to this invitation and reserves the right to accept the proposal most advantageous to the agency.
11. For further information, please refer to:

Bids & Awards Committee

The Secretariat

2nd Flr., SSS Main Bldg., East Ave., Diliman, Q.C.
Tel # (632) 8922-1070; 8709-7198 local 3421 & 3424
Email – bac@sss.gov.ph

12. Bidding documents may be downloaded from the PROCUREMENT tab at www.sss.gov.ph starting **11 June 2025**.


**THE VICE-CHAIRPERSON
BIDS & AWARDS COMMITTEE**

ref.: itb-sss-civil-2025-007-Construction of SSS Wellness Facility (Multi-purpose Gym) (Re-Ad)

efl

Section II. Instructions to Bidders

1. Scope of Bid

The Procuring Entity, *Social Security System* wishes to receive Bids for the **Construction of SSS Wellness Facility (Multi-purpose Gym) (Re-Advertisement)**, with identification number ITB-SSS-CIVIL-2025-007.

The Procurement Project (referred to herein as “Project”) is for the construction of Works, as described in Section VI (Specifications).

2. Funding Information

2.1. The GOP through the source of funding as indicated below for *CY 2025* in the amount of Twenty-Five Million Pesos (₱ 25,000,000.00)

2.2. The source of funding is: Approved 2025 Budget under Others (Investment Income) - Capital Outlay with Code PAP 2025-0232 of the Annual Procurement Plan (APP).

3. Bidding Requirements

The Bidding for the Project shall be governed by all the provisions of RA No. 9184 and its 2016 revised IRR, including its Generic Procurement Manual and associated policies, rules and regulations as the primary source thereof, while the herein clauses shall serve as the secondary source thereof.

Any amendments made to the IRR and other GPPB issuances shall be applicable only to the ongoing posting, advertisement, or invitation to bid by the BAC through the issuance of a supplemental or bid bulletin.

The Bidder, by the act of submitting its Bid, shall be deemed to have inspected the site, determined the general characteristics of the contracted Works and the conditions for this Project, such as the location and the nature of the work; (b) climatic conditions; (c) transportation facilities; (c) nature and condition of the terrain, geological conditions at the site communication facilities, requirements, location and availability of construction aggregates and other materials, labor, water, electric power and access roads; and (d) other factors that may affect the cost, duration and execution or implementation of the contract, project, or work and examine all instructions, forms, terms, and project requirements in the Bidding Documents.

4. Corrupt, Fraudulent, Collusive, Coercive, and Obstructive Practices

The Procuring Entity, as well as the Bidders and Contractors, shall observe the highest standard of ethics during the procurement and execution of the contract. They or through an agent shall not engage in corrupt, fraudulent, collusive, coercive, and obstructive practices defined under Annex “I” of the 2016 revised IRR of RA No. 9184 or other integrity violations in competing for the Project.

5. Eligible Bidders

5.1. Only Bids of Bidders found to be legally, technically, and financially capable will be evaluated.

5.2. The Bidder must have an experience of having completed a Single Largest Completed Contract (SLCC) that is similar to this Project, equivalent to at least fifty percent (50%) of the ABC adjusted, if necessary, by the Bidder to current prices using the PSA’s CPI, except under conditions provided for in Section 23.4.2.4 of the 2016 revised IRR of RA No. 9184.

A contract is considered to be “similar” to the contract to be bid if it has the major categories of work stated in the **BDS**.

- 5.3. For Foreign-funded Procurement, the Procuring Entity and the foreign government/foreign or international financing institution may agree on another track record requirement, as specified in the Bidding Document prepared for this purpose.
- 5.4. The Bidders shall comply with the eligibility criteria under Section 23.4.2 of the 2016 IRR of RA No. 9184.

6. Origin of Associated Goods

There is no restriction on the origin of Goods other than those prohibited by a decision of the UN Security Council taken under Chapter VII of the Charter of the UN.

7. Subcontracts

- 7.1. The Procuring Entity has prescribed that: **Subcontracting is not allowed.**

8. Pre-Bid Conference

The Procuring Entity will hold a pre-bid conference for this Project on the specified date and time and either at its physical address **Bidding Room, 2nd Floor, SSS Main Building, East Avenue, Diliman, Quezon City and/or through online conference using Microsoft Teams** as indicated in paragraph 6 of the **IB**.

9. Clarification and Amendment of Bidding Documents

Prospective bidders may request for clarification on and/or interpretation of any part of the Bidding Documents. Such requests must be in writing and received by the Procuring Entity, either at its given address or through electronic mail indicated in the **IB**, at least ten (10) calendar days before the deadline set for the submission and receipt of Bids.

10. Documents Comprising the Bid: Eligibility and Technical Components

- 10.1. The first envelope shall contain the eligibility and technical documents of the Bid as specified in **Section IX. Checklist of Technical and Financial Documents**.
- 10.2. If the eligibility requirements or statements, the bids, and all other documents for submission to the BAC are in foreign language other than English, it must be accompanied by a translation in English, which shall be authenticated by the appropriate Philippine foreign service establishment, post, or the equivalent office having jurisdiction over the foreign bidder's affairs in the Philippines. For Contracting Parties to the Apostille Convention, only the translated documents shall be authenticated through an apostille pursuant to GPPB Resolution No. 13-2019 dated 23 May 2019. The English translation shall govern, for purposes of interpretation of the bid.
- 10.3. A valid PCAB License is required, and in case of joint ventures, a valid special PCAB License, and registration for the type and cost of the contract for this Project. Any additional type of Contractor license or permit shall be indicated in the **BDS**.
- 10.4. A List of Contractor's key personnel (e.g., Project Manager, Project Engineers, Materials Engineers, and Foremen) assigned to the contract to be bid, with their

complete qualification and experience data shall be provided. These key personnel must meet the required minimum years of experience set in the **BDS**.

- 10.5. A List of Contractor's major equipment units, which are owned, leased, and/or under purchase agreements, supported by proof of ownership, certification of availability of equipment from the equipment lessor/vendor for the duration of the project, as the case may be, must meet the minimum requirements for the contract set in the **BDS**.

11. Documents Comprising the Bid: Financial Component

- 11.1. The second bid envelope shall contain the financial documents for the Bid as specified in **Section IX. Checklist of Technical and Financial Documents**.
- 11.2. Any bid exceeding the ABC indicated in paragraph 1 of the **IB** shall not be accepted.
- 11.3. For Foreign-funded procurement, a ceiling may be applied to bid prices provided the conditions are met under Section 31.2 of the 2016 revised IRR of RA No. 9184.

12. Alternative Bids

Bidders shall submit offers that comply with the requirements of the Bidding Documents, including the basic technical design as indicated in the drawings and specifications. Unless there is a value engineering clause in the **BDS**, alternative Bids shall not be accepted.

13. Bid Prices

All bid prices for the given scope of work in the Project as awarded shall be considered as fixed prices, and therefore not subject to price escalation during contract implementation, except under extraordinary circumstances as determined by the NEDA and approved by the GPPB pursuant to the revised Guidelines for Contract Price Escalation guidelines.

14. Bid and Payment Currencies

- 14.1. Bid prices may be quoted in the local currency or tradeable currency accepted by the BSP at the discretion of the Bidder. However, for purposes of bid evaluation, Bids denominated in foreign currencies shall be converted to Philippine currency based on the exchange rate as published in the BSP reference rate bulletin on the day of the bid opening.
- 14.2. Payment of the contract price shall be made in Philippine Pesos.

15. Bid Security

- 15.1. The Bidder shall submit a Bid Securing Declaration or any form of Bid Security in the amount indicated in the **BDS**, which shall be not less than the percentage of the ABC in accordance with the schedule in the **BDS**.
- 15.2. The Bid and bid security shall be valid until **One Hundred Twenty (120) Calendar Days from the Date of the Bid Opening**. Any bid not accompanied by an acceptable bid security shall be rejected by the Procuring Entity as non-responsive.

16. Sealing and Marking of Bids

Each Bidder shall submit one copy of the first and second components of its Bid. The Procuring Entity may request additional hard copies and/or electronic copies of the Bid. However, failure of the Bidders to comply with the said request shall not be a ground for disqualification.

If the Procuring Entity allows the submission of bids through online submission to the given website or any other electronic means, the Bidder shall submit an electronic copy of its Bid, which must be digitally signed. An electronic copy that cannot be opened or is corrupted shall be considered non-responsive and, thus, automatically disqualified.

17. Deadline for Submission of Bids

The Bidders shall submit on the specified date and time and either at its physical address or through online submission as indicated in paragraph 7 of the **IB**.

18. Opening and Preliminary Examination of Bids

18.1. The BAC shall open the Bids in public at the time, on the date, and at the place specified in paragraph 9 of the **IB**. The Bidders' representatives who are present shall sign a register evidencing their attendance. In case videoconferencing, webcasting or other similar technologies will be used, attendance of participants shall likewise be recorded by the BAC Secretariat.

In case the Bids cannot be opened as scheduled due to justifiable reasons, the rescheduling requirements under Section 29 of the 2016 revised IRR of RA No. 9184 shall prevail.

18.2. The preliminary examination of Bids shall be governed by Section 30 of the 2016 revised IRR of RA No. 9184.

19. Detailed Evaluation and Comparison of Bids

19.1. The Procuring Entity's BAC shall immediately conduct a detailed evaluation of all Bids rated "*passed*" using non-discretionary pass/fail criteria. The BAC shall consider the conditions in the evaluation of Bids under Section 32.2 of 2016 revised IRR of RA No. 9184.

19.2. If the Project allows partial bids, all Bids and combinations of Bids as indicated in the **BDS** shall be received by the same deadline and opened and evaluated simultaneously so as to determine the Bid or combination of Bids offering the lowest calculated cost to the Procuring Entity. Bid Security as required by **ITB** Clause 15 shall be submitted for each contract (lot) separately.

19.3. In all cases, the NFCC computation pursuant to Section 23.4.2.6 of the 2016 revised IRR of RA No. 9184 must be sufficient for the total of the ABCs for all the lots participated in by the prospective Bidder.

20. Post Qualification

Within a non-extendible period of five (5) calendar days from receipt by the Bidder of the notice from the BAC that it submitted the Lowest Calculated Bid, the Bidder shall submit its latest income and business tax returns filed and paid through the BIR Electronic Filing and Payment System (eFPS), and other appropriate licenses and permits required by law and stated in the **BDS**.

21. Signing of the Contract

The documents required in Section 37.2 of the 2016 revised IRR of RA No. 9184 shall form part of the Contract. Additional Contract documents are indicated in the **BDS**.

Section III. Bid Data Sheet

etl

Bid Data Sheet

ITB Clause																
5.2	<p>For this purpose, contracts similar to the Projects refers to contracts which have the same major categories of work, which shall be comprised of:</p> <p>a) Building Construction with site development, civil-architectural works, electrical works and mechanical works; and</p> <p>b) Completed within (5) five years prior to the submission and opening of bids</p>															
7.1	No further instruction.															
10.3	<p>PCAB License and Registration:</p> <p>License Category : C & D Size Range : Small B Classification : General Building</p> <p>The bidder shall have at least five (5) years of experience in construction/ renovation works, as indicated in the BOQ and Specifications.</p>															
10.4	<p>The key personnel must meet the required minimum years of experience set below:</p> <table><tr><th>Key Personnel</th><th>Required no. of years of relevant work experience</th><th>Field of Experience</th></tr><tr><td>Project Manager (CE/Architect)</td><td>5 years</td><td>Construction Works</td></tr><tr><td>Project / Site Engineer</td><td>5 years</td><td>Construction Works</td></tr><tr><td>Safety Officer</td><td>5 years</td><td>Construction Works</td></tr><tr><td>Foreman</td><td>5 years</td><td>Construction Works</td></tr></table> <p>Except for the Foreman and Safety Officer, all key personnel should be PRC-registered engineers / architects in good standing.</p>	Key Personnel	Required no. of years of relevant work experience	Field of Experience	Project Manager (CE/Architect)	5 years	Construction Works	Project / Site Engineer	5 years	Construction Works	Safety Officer	5 years	Construction Works	Foreman	5 years	Construction Works
Key Personnel	Required no. of years of relevant work experience	Field of Experience														
Project Manager (CE/Architect)	5 years	Construction Works														
Project / Site Engineer	5 years	Construction Works														
Safety Officer	5 years	Construction Works														
Foreman	5 years	Construction Works														
10.5	<p>The minimum major equipment required for the project are as follows:</p> <p>a) 1 unit - Truck b) 1 unit – Excavator (backhoe) c) 1 unit – Roller compactor d) 2 units – Heavy-duty welding machine e) 2 units - Cut off machine (for metal) f) Steel scaffoldings</p>															
12	No further instruction.															
15.1	<p>The bid security shall be in the form of a Bid Securing Declaration or any of the following forms and amounts:</p> <p>a. The amount of not less than ₱ 500,000.00 (2% of ABC) if bid security is in cash, cashier’s/manager’s check, bank draft/guarantee or irrevocable letter of credit;</p> <p>b. The amount of not less than ₱ 1,250,000.00 (5% of ABC) if bid security is in Surety Bond.</p>															

el

19.2	Partial bid is not allowed. The infrastructure project is packaged into 1 lot and the lot shall not be divided into sub-lots for the purpose of bidding, evaluation, and contract award.
20	<p>The Lowest Calculated Bidder shall submit the following:</p> <ol style="list-style-type: none"> 1. Registration certificate from Securities and Exchange Commission (SEC) for corporation including Articles of Incorporation and General Information Sheet (GIS), Department of Trade and Industry (DTI) for sole proprietorship, or Cooperative Development Authority (CDA) for cooperatives or its equivalent document 2. Mayor's or Business permit issued by the city or municipality where the principal place of business of the prospective bidder is located, or the equivalent document for Exclusive Economic Zones or Areas; 3. Tax clearance per E.O. No. 398, s. 2005, as finally reviewed and approved by the Bureau of Internal Revenue (BIR) 4. Latest Audited Financial Statements 5. Latest income tax return corresponding to the Audited Financial Statements submitted, filed electronically (EFPS); 6. Quarterly VAT (business tax returns) per Revenue Regulations 3-2005 for the last six (6) months prior to the submission & opening of bids filed electronically (EFPS);
21	No further instruction.

el

Section IV. General Conditions of Contract

1. Scope of Contract

This Contract shall include all such items, although not specifically mentioned, that can be reasonably inferred as being required for its completion as if such items were expressly mentioned herein. All the provisions of RA No. 9184 and its 2016 revised IRR, including the Generic Procurement Manual, and associated issuances, constitute the primary source for the terms and conditions of the Contract, and thus, applicable in contract implementation. Herein clauses shall serve as the secondary source for the terms and conditions of the Contract.

This is without prejudice to Sections 74.1 and 74.2 of the 2016 revised IRR of RA No. 9184 allowing the GPPB to amend the IRR, which shall be applied to all procurement activities, the advertisement, posting, or invitation of which were issued after the effectivity of the said amendment.

2. Sectional Completion of Works

If sectional completion is specified in the **Special Conditions of Contract (SCC)**, references in the Conditions of Contract to the Works, the Completion Date, and the Intended Completion Date shall apply to any Section of the Works (other than references to the Completion Date and Intended Completion Date for the whole of the Works).

3. Possession of Site

- 3.1 The Procuring Entity shall give possession of all or parts of the Site to the Contractor based on the schedule of delivery indicated in the **SCC**, which corresponds to the execution of the Works. If the Contractor suffers delay or incurs cost from failure on the part of the Procuring Entity to give possession in accordance with the terms of this clause, the Procuring Entity's Representative shall give the Contractor a Contract Time Extension and certify such sum as fair to cover the cost incurred, which sum shall be paid by Procuring Entity.
- 3.2 If possession of a portion is not given by the above date, the Procuring Entity will be deemed to have delayed the start of the relevant activities. The resulting adjustments in contract time to address such delay may be addressed through contract extension provided under Annex "E" of the 2016 revised IRR of RA No. 9184.

4. The Contractor's Obligations

The Contractor shall employ the key personnel named in the Schedule of Key Personnel indicating their designation, in accordance with **ITB** Clause 10.3 and specified in the **BDS**, to carry out the supervision of the Works.

The Procuring Entity will approve any proposed replacement of key personnel only if their relevant qualifications and abilities are equal to or better than those of the personnel listed in the Schedule.

5. Performance Security

- 5.1. Within ten (10) calendar days from receipt of the Notice of Award from the Procuring Entity but in no case later than the signing of the contract by both parties, the successful Bidder shall furnish the performance security in any of the forms prescribed in Section 39 of the 2016 revised IRR.

- 5.2. The Contractor, by entering into the Contract with the Procuring Entity, acknowledges the right of the Procuring Entity to institute action pursuant to RA No. 3688 against any subcontractor be they an individual, firm, partnership, corporation, or association supplying the Contractor with labor, materials and/or equipment for the performance of this Contract.

6. Site Investigation Reports

The Contractor, in preparing the Bid, shall rely on any Site Investigation Reports referred to in the SCC supplemented by any information obtained by the Contractor.

7. Warranty

- 7.1. In case the Contractor fails to undertake the repair works under Section 62.2.2 of the 2016 revised IRR, the Procuring Entity shall forfeit its performance security, subject its property(ies) to attachment or garnishment proceedings, and perpetually disqualify it from participating in any public bidding. All payables of the GOP in his favor shall be offset to recover the costs.
- 7.2. The warranty against Structural Defects/Failures, except that occasioned-on force majeure, shall cover the period from the date of issuance of the Certificate of Final Acceptance by the Procuring Entity. Specific duration of the warranty is found in the SCC.

8. Liability of the Contractor

Subject to additional provisions, if any, set forth in the SCC, the Contractor's liability under this Contract shall be as provided by the laws of the Republic of the Philippines.

If the Contractor is a joint venture, all partners to the joint venture shall be jointly and severally liable to the Procuring Entity.

9. Termination for Other Causes

Contract termination shall be initiated in case it is determined *prima facie* by the Procuring Entity that the Contractor has engaged, before, or during the implementation of the contract, in unlawful deeds and behaviors relative to contract acquisition and implementation, such as, but not limited to corrupt, fraudulent, collusive, coercive, and obstructive practices as stated in ITB Clause 4.

10. Dayworks

Subject to the guidelines on Variation Order in Annex "E" of the 2016 revised IRR of RA No. 9184, and if applicable as indicated in the SCC, the Dayworks rates in the Contractor's Bid shall be used for small additional amounts of work only when the Procuring Entity's Representative has given written instructions in advance for additional work to be paid for in that way.

11. Program of Work

- 11.1. The Contractor shall submit to the Procuring Entity's Representative for approval the said Program of Work showing the general methods, arrangements, order, and timing for all the activities in the Works. The submissions of the Program of Work are indicated in the SCC.

- 11.2. The Contractor shall submit to the Procuring Entity's Representative for approval an updated Program of Work at intervals no longer than the period stated in the SCC. If the Contractor does not submit an updated Program of Work within this period, the Procuring Entity's Representative may withhold the amount stated in the SCC from the next payment certificate and continue to withhold this amount until the next payment after the date on which the overdue Program of Work has been submitted.

12. Instructions, Inspections and Audits

The Contractor shall permit the GOP or the Procuring Entity to inspect the Contractor's accounts and records relating to the performance of the Contractor and to have them audited by auditors of the GOP or the Procuring Entity, as may be required.

13. Advance Payment

The Procuring Entity shall, upon a written request of the Contractor which shall be submitted as a Contract document, make an advance payment to the Contractor in an amount not exceeding fifteen percent (15%) of the total contract price, to be made in lump sum, or at the most two installments according to a schedule specified in the SCC, subject to the requirements in Annex "E" of the 2016 revised IRR of RA No. 9184.

14. Progress Payments

The Contractor may submit a request for payment for Work accomplished. Such requests for payment shall be verified and certified by the Procuring Entity's Representative/Project Engineer. Except as otherwise stipulated in the SCC, materials and equipment delivered on the site but not completely put in place shall not be included for payment.

15. Operating and Maintenance Manuals

- 15.1. If required, the Contractor will provide "as built" Drawings and/or operating and maintenance manuals as specified in the SCC.
- 15.2. If the Contractor does not provide the Drawings and/or manuals by the dates stated above, or they do not receive the Procuring Entity's Representative's approval, the Procuring Entity's Representative may withhold the amount stated in the SCC from payments due to the Contractor.

Section V. Special Conditions of Contract

etl

Special Conditions of Contract

GCC Clause	
2	No sectional completion date
3.1	The Procuring Entity shall give possession of all parts of the Site to the Contractor for the duration of the Contract which shall commence upon receipt of the Notice to Proceed and Contract/Job Order within two hundred seventy (270) calendar days.
6	No further instruction
7.2	<p>The warranty against structural defects/failures shall be fifteen (15) years from the date of issuance of the Certificate of Final Acceptance by the Procuring Entity.</p> <p>One (1) year from project completion up to final acceptance or the defects liability period, the contractor shall undertake the repair works, at his own expense, of any damage to the infrastructure on account of the use of materials of inferior quality, within ninety (90) calendar days from the time the HoPE has issued an order to undertake repair.</p>
8	<p>Data Privacy Act of 2012</p> <p>The bidder and its implementation partner/s, including its personnel who shall be assigned to the project, must comply with the pertinent provisions of Republic Act No. 10173 (Data Privacy Act of 2012), its Implementing Rules and Regulations (IRR), or any subsequent official issuance/guideline on Data Privacy, if applicable.</p> <p>Liability of the Contractor</p> <p>1. CONFIDENTIALITY. Neither party shall, without the prior written consent of the other, disclose or make available to any person, make public, or use directly or indirectly, except for the performance and implementation of the works, any confidential information, acquired from an information holder in connection with the performance of this Contract, unless: (i) the information is known to the disclosing party, as evidenced by its written records, prior to obtaining the same from the information holder and is not otherwise subject to disclosure restrictions on the disclosing party, (ii) the information is disclosed to the disclosing party by a third party who did not receive the same, directly or indirectly, from an information holder, and who has no obligation of secrecy with respect thereto, or (iii) required to be disclosed by law.</p> <p>The obligation of confidentiality by both parties, as provided herein, shall survive the termination of the Agreement.</p> <p>2. MERGER AND CONSOLIDATION. In case of merger, consolidation or change of ownership of the CONTRACTOR with other company, it is the responsibility of the surviving company/consolidated company/acquiring entity to inform SSS of the change in corporate structure/ownership. Failure to do so shall translate in such company assuming all liabilities of the acquired/merged company under the Agreement.</p> <p>3. FORCE MAJEURE. SUPPLIER shall not be liable for forfeiture of its performance security, liquidated damages, or termination for default if and to the extent that CONTRACTOR's delay in performance or other failure to perform its obligations under this Agreement is the result of a force majeure.</p> <p>For purposes of this Agreement the terms "force majeure" and "fortuitous event" may be used interchangeably. In this regard, a fortuitous event or force majeure shall be</p>

el

	<p>interpreted to mean an event which CONTRACTOR could not have foreseen, or which though foreseen, was inevitable. It shall not include ordinary unfavorable weather conditions; and any other cause the effects of which could have been avoided with the exercise of reasonable diligence by CONTRACTOR. Such events may include, but not limited to, acts of SSS in its sovereign capacity, wars or revolutions, fires, floods, epidemics, quarantine restrictions, and freight embargoes.</p> <p>If a force majeure situation arises, CONTRACTOR shall promptly notify SSS in writing of such condition and the cause thereof. Unless otherwise directed by SSS in writing, CONTRACTOR shall continue to perform its obligations under this Agreement as far as is reasonably practical and shall seek all reasonable alternative means for performance not prevented by the force majeure.</p> <p>4. NON-ASSIGNMENT. CONTRACTOR shall not assign its rights or obligations under this Agreement, in whole or in part, except with SSS's prior written consent. CONTRACTOR shall not subcontract in whole or in part the PROJECT and deliverables subject of this Agreement without the written consent of SSS.</p> <p>5. WAIVER. Failure by either party to insist upon the other strict performance of any of the terms and conditions hereof shall not be deemed a relinquishment or waiver of any subsequent breach or default of the terms and conditions hereof, which can only be deemed made if expressed in writing and signed by its duly authorized representative. No such waiver shall be construed as modification of any of the provisions of the Agreement or as a waiver of any past or future default or breach hereof, except as expressly stated in such waiver.</p> <p>6. CUMULATIVE REMEDIES. Any and all remedies granted to the parties under the applicable laws and the Contract shall be deemed cumulative and may therefore, at the sole option and discretion, be availed of by the aggrieved party simultaneously, successively, or independently.</p> <p>7. NO EMPLOYER-EMPLOYEE RELATIONSHIP. It is expressly and manifestly understood and agreed upon that the employees of CONTRACTOR assigned to perform the PROJECT are not employees of SSS. Neither is there an employer-employee relationship between SSS and CONTRACTOR.</p> <p>The Agreement does not create an employer-employee relationship between SSS and the CONTRACTOR including its personnel; that the services rendered by the personnel assigned by CONTRACTOR to SSS in the performance of its obligation under the contract do not represent government service and will not be credited as such; that its personnel assigned to SSS are not entitled to benefits enjoyed by SSS' officials and employees such as Personal Economic Relief Allowance (PERA), Representation and Transportation Allowance (RATA), ACA, etc.; that these personnel are not related within the third degree of consanguinity or affinity to the contracting officer and appointing authority of SSS; that they have not been previously dismissed from the government service by reason of an administrative case; that they have not reached the compulsory retirement age of sixty-five (65); and that they possess the education, experience and skills required to perform the job. The CONTRACTOR hereby acknowledges that no authority has been given by SSS to hire any person as an employee of the latter. Any instruction given by SSS or any of its personnel to CONTRACTOR's employees are to be construed merely as a measure taken by the former to ensure and enhance the quality of project performed hereunder. The CONTRACTOR shall, at all times, exercise supervision and control over its employees in the performance of its obligations under the contract.</p>
--	---

el

	<p>8. PARTNERSHIP. Nothing in the contract shall constitute a partnership between the parties. No party or its agents or employees shall be deemed to be the agent, employee or representative of any other party.</p> <p>9. COMPLIANCE WITH SS LAW. CONTRACTOR shall report all its employees to SSS for coverage and their contributions, as well as, all amortizations for salary/education/calamity and other SSS loans shall be updated. Should CONTRACTOR fail to comply with its obligations under the provisions of the SS Law and Employees' Compensation Act, SSS shall have the authority to deduct any unpaid SS and EC contributions, salary, educational, emergency and/or calamity loan amortizations, employer's liability for damages, including interests and penalties from CONTRACTOR's receivables under this Agreement.</p> <p>Further, prescription does not run against SSS for its failure to demand SS contributions or payments from CONTRACTOR. Moreover, CONTRACTOR shall forever hold in trust SS contributions or payments of its employees until the same is fully remitted to SSS.</p> <p>10. COMPLIANCE WITH LABOR LAWS. CONTRACTOR, as employer of the personnel assigned to undertake the PROJECT, shall comply with all its obligations under existing laws and their implementing rules and regulations on the payment of minimum wage, overtime pay, and other labor-related benefits as well as remittances or payment of the appropriate amount or contributions/payment (SSS, EC, Pag-IBIG, PhilHealth and taxes) with concerned government agencies/offices.</p> <p>It is agreed further, that prior to the release of any payment by SSS to SUPPLIER, its President or its duly authorized representative, shall submit a sworn statement that all monies due to all its employees assigned to the PROJECT as well as benefits by law and other related labor legislation have been paid by CONTRACTOR and that he/she assumed full responsibility thereof.</p> <p>11. COMPLIANCE WITH TAX LAWS. CONTRACTOR shall, in compliance with tax laws, pay the applicable taxes in full and on time and shall regularly present to SSS within the duration of the Contract, tax clearance from the Bureau of Internal Revenue (BIR) as well as copy of its income and business tax returns duly stamped by the BIR and duly validated with the tax payments made thereon. Failure by CONTRACTOR to comply with the foregoing shall entitle SSS to suspend payment of the Contract Price.</p> <p>As required under Executive Order (EO) 398, s. 2005, CONTRACTOR shall submit income and business tax returns duly stamped and received by the BIR, before entering and during the duration of this Agreement. CONTRACTOR, through its responsible officer, shall also certify under oath that it is free and clear of all tax liabilities to the government. CONTRACTOR shall pay taxes in full and on time and that failure to do so will entitle SSS to suspend or terminate this Agreement.</p> <p>12. LIQUIDATED DAMAGES. If CONTRACTOR fails to satisfactorily deliver any or all of the Goods and/or to perform the Services within the period(s) specified in the PBD inclusive of duly granted time extensions if any, SSS shall, without prejudice to its other remedies under this Agreement and under the applicable law, deduct from the Contract Price, as liquidated damages, the applicable rate of one tenth (1/10) of one (1) percent of the cost of the unperformed portion for every day of delay until actual delivery or performance. Once the amount of liquidated damages reaches ten percent (10%), SSS may rescind or terminate this Agreement, without prejudice to other courses of action and remedies open to it.</p>
--	--

el

	<p>13. HOLD FREE and HARMLESS. SUPPLIER agrees to defend, indemnify, and hold SSS free and harmless from any and all claims, damages, expenses, fines, penalties and/or liabilities of whatever nature and kind, whether in law or equity, that may arise by reason of the implementation of the Agreement. In addition,</p> <p>CONTRACTOR agrees to indemnify SSS for any damage as a result of said implementation.</p> <p>SUPPLIER hereby assumes full responsibility for any injury, including death, loss or damage which may be caused to SSS’ employees or property or third person due to CONTRACTOR’s employees’ fault or negligence, and further binds itself to hold SSS free and harmless from any of such injury or damage. SSS shall not be responsible for any injury, loss or damage which CONTRACTOR or any of its employees may sustain in the performance of CONTRACTOR’s obligations under this Agreement.</p> <p>14. SETTLEMENT OF DISPUTES. If any dispute or difference of any kind whatsoever shall arise between SSS and CONTRACTOR in connection with or arising out of this Agreement, the Parties shall make every effort to resolve amicably such dispute or difference by mutual consultation.</p> <p>If after thirty (30) days, the Parties have failed to resolve their dispute or difference by such mutual consultation, then either SSS or CONTRACTOR may give notice to the other Party of its intention to commence arbitration, in accordance with RA No. 876, otherwise known as the “Arbitration Law” and RA No. 9285, otherwise known as the “Alternative Dispute Resolution Act of 2004,” in order to settle their disputes.</p> <p>No arbitration in respect of this matter may be commenced unless such notice is given.</p> <p>Notwithstanding any reference to arbitration herein, the Parties shall continue to perform their respective obligations under this Agreement unless they otherwise agree.</p> <p>15. VENUE OF ACTIONS. In the event court action is necessary in order to promote Arbitration, such action shall be filed only before the proper courts of Quezon City, to the exclusion of all other venues.</p> <p>16. GOVERNING LAW. The Agreement shall be governed by and interpreted according to the laws of the Republic of the Philippines.</p> <p>17. AMENDMENTS. This Agreement may be amended only in writing and executed by the parties or their duly authorized representatives.</p> <p>18. SEPARABILITY. If any one or more of the provisions contained in the contract or any document executed in connection herewith shall be invalid, illegal or unenforceable in any respect under any applicable law, then: (i) the validity, legality and enforceability of the remaining provisions contained herein or therein shall not in any way be affected or impaired and shall remain in full force and effect; and (ii) the invalid, illegal or unenforceable provision shall be replaced by the parties immediately with a term or provision that is valid, legal and enforceable and that comes closest to expressing the intention of such invalid illegal or unenforceable term of provision.</p> <p>19. BINDING EFFECT. The Agreement shall be binding upon the Parties hereto, their assignee/s and successor/s-in-interest.</p>
10	Dayworks are applicable at the rate shown in the Contractor’s original Bid.

el

11.1	The Contractor shall submit the Program of Work to the Engineering and Facilities Management Department (EFMD) within five (5) calendar days after the conduct of pre-construction meeting.										
11.2	<p>The Program of Work update must be submitted within seven (7) calendar days from notice of change in the general methods, arrangements, order, and timing for all the activities, if any.</p> <p>Ten percent (10%) of the progress billing will be withheld on top of applicable ten percent (10%) retention money for late submission of an updated Program of Work.</p>										
13	Advance payment is not allowed .										
14	<p>Progress payment may be made four (4) progress billings and upon written request by the Contractor, following the matrix below:</p> <table><tr><th>PROGRESS PAYMENT</th><th>BASIS OF PAYMENT</th></tr><tr><td>1st Billing</td><td>20% or more work accomplishment.</td></tr><tr><td>2nd Billing</td><td>50% or more work accomplishment</td></tr><tr><td>3rd Billing</td><td>75% or more work accomplishment</td></tr><tr><td>4th or Final Billing</td><td>One hundred percent (100%) completion of the project and upon issuance of Certificate of Completion as certified by the EFMD</td></tr></table> <p>Materials and equipment delivered on the site but not completely put in place shall not be included for payment.</p> <p>Processing of all payments shall commence upon submission of the complete required documents by the CONTRACTOR, as follows:</p> <ol style="list-style-type: none">Billing Letter from ContractorStatement of Work Accomplished/Progress BillingContractor's Affidavit on payment of laborers and materials and all indebtedness connected with the project as of current billingPictures (colored), before, during and after construction of items of work especially for embedded itemsAs-Built Plans (to be submitted only for the final billing/payment)Sworn Contractor's Quit Claim (for release of retention)Irrevocable standby letters of credit of from a commercial bank, bank guarantees; or surety bonds callable on demand, with amount equivalent to the retention money substituted for and acceptable to SSS. This shall be submitted for warranty purposes and after acceptance of the project. <p>The retention money and the cumulative value of the work previously certified and paid for shall be deducted from the progress payments as prescribed in item 5 of Annex E of the Revised IRR of RA 9184.</p>	PROGRESS PAYMENT	BASIS OF PAYMENT	1 st Billing	20% or more work accomplishment.	2 nd Billing	50% or more work accomplishment	3 rd Billing	75% or more work accomplishment	4 th or Final Billing	One hundred percent (100%) completion of the project and upon issuance of Certificate of Completion as certified by the EFMD
PROGRESS PAYMENT	BASIS OF PAYMENT										
1 st Billing	20% or more work accomplishment.										
2 nd Billing	50% or more work accomplishment										
3 rd Billing	75% or more work accomplishment										
4 th or Final Billing	One hundred percent (100%) completion of the project and upon issuance of Certificate of Completion as certified by the EFMD										
15.1	The contractor must submit the "as built" drawings within fourteen (14) calendar days from the completion of the project.										
15.2	SSS shall pay the Final Billing when the "as built" drawings and other required documents are submitted.										

efl

Section VI. Specifications

I. GENERAL SPECIFICATIONS

A. WORKMANSHIP

The work throughout shall be executed in the best and most thorough manner under the direction of and to the satisfaction of the SSS Engineer or Representative who will interpret the meaning of the drawings and specifications and shall have the authority to reject any works and materials, which in their judgment, are not in full accordance therewith required phases of work shall be done by skilled and competent men who are engaged or specialized in the type of work specified.

B. SITE EXAMINATION

Prospective bidders are required to conduct site inspection before the submission and opening of bid to determine all incidental materials and activities that are necessary to be furnished and executed to complete the project.

Examine the site premises and all conditions apparent and visible therein. Consider all such conditions that may affect work. Measure every existing work/structure at site. Verify all given dimensions and deviations in the plans/drawings and Bill of Quantities. It shall be understood that the work covers all exposed external surface regardless of measurements made.

C. PROTECTION OF WORK AND PROPERTY

The contractor shall ensure protection of existing structures, properties and other areas not affected by the work specified. Any damage incurred during the activity shall be restored/repaid by the Contractor at their own expense, and it shall be done in a satisfactory and approved manner.

Place warning signs where work is being undertaken. Remove work materials damaged by failure to provide protection, and replace with new work materials at no cost to the Owner.

D. SUBMITTALS

The Contractor shall submit samples of finishes, furnished materials and equivalent materials for approval of SSS Implementing Unit prior to installation or application.

E. QUALITY OF MATERIALS

All materials shall be new, free from defects, passed and conformed to International Standard and Philippine Standard set forth by Bureau of Product Standards - Department of Trade and Industry.

F. CLEANING

Leave premises clean, neat and orderly. Remove all excess materials, soil, used containers, tools, equipment and supplies out of the SSS premises during the progress of work and upon completion of work.

G. AS-BUILT PLAN AND ELECTRONIC FILE

Three (3) sets as-built plans (11" x 17" and A3 paper size) duly signed and sealed by the Contractor's Civil Engineer or Architect for civil-architectural plans, Electrical Engineer for electrical plans, Mechanical Engineer for mechanical plans and Electronics and Communications Engineer for structured cabling (voice and data) plans.

The contractor shall likewise submit electronic file copy of as-built plan using AutoCAD software or other compatible CAD software.

efl

II. SCOPE OF WORKS AND MATERIALS SPECIFICATION

Materials and work deemed necessary to complete the project but not specifically mentioned in the Specifications, working drawings or in the other contract documents are inferred and shall be supplied, installed and rendered by the contractor without extra cost to the owner. Such material shall be of the highest quality available, installed and applied in workmanlike manner at prescribed or appropriate locations.

The work contemplated under this contract shall consist of furnishing of all materials, labor, plant, tools and equipment, work permits including the satisfactory performance of all work necessary for the complete execution of all the work as shown on the plans, specifications and other contract documents.

A. SCOPE OF WORKS

1.0 General Requirements

- 1.1 Processing/securing of necessary permits and clearances including preparation and reproduction of signed-and-sealed plans/drawings, design computations/ analyses, fees and other requirements:
 - 1.1.1 Locational Clearance including lot survey and location plans/drawings, duly signed-and-sealed by the contractor's Geodetic Engineer
 - 1.1.2 Building and occupancy permits including utilities connection:
 - Preparation/reproduction of complete sets of construction and as-built plans/drawings duly signed and sealed by the contractor's Civil Engineer/Architect, Electrical Engineer, Mechanical Engineer
 - Design computations/analyses duly signed and sealed by the contractor's Structural Engineer
 - Electrical power and water connections including connection fees/charges
 - 1.1.3 Geotechnical/soil investigation with 2 boreholes (minimum), laboratory tests including preparation and reproduction of geotechnical reports/analysis duly signed and sealed by the contractor's Geodetic Consultant
- 1.2 Construction Safety Requirements
Provision of safety signages/devices, approved Construction Safety and Health Program, construction PPEs (hard hat, safety goggles/masks, safety shoes, ear plugs) and medicine cabinet with first aid kits
- 1.3 Temporary Facilities
 - 1.3.1 Provision of temporary board-up/site enclosure using G.I. Pipe Sched. 20, pre-painted Gauge 24 G.I. roofing sheet 8 feet, rib-type, with complete accessories including project billboards
 - 1.3.2 Temporary facilities and utilities (warehouse & barracks)
- 1.4 Hauling and disposal of debris, excess/unusable materials, etc.

2.0 Site Development Works

- 2.1 Structural excavation including site clearing and restoration of existing arterial roads and structures affected by the construction works
- 2.2 Embankment from Structure Excavation
- 2.3 Embankment from Borrowed Soil
- 2.4 Soil poisoning and moisture/vapor barrier (polyethylene sheet)

3.0 Structural Works

Construction of steel-reinforced concrete footings, columns, beams and concrete slab (slab on-grade).

efl

4.0 **Roofing Works**

- 4.1 Fabrication/installation of steel trusses and braces
- 4.2 Installation of fascia boards and pre-painted galvalume flashings and gutters
- 4.3 Installation of baseplates and anchor bolts
- 4.4 Installation of pre-painted galvalume roofing sheets (rib-type) including double bubble roof insulation

5.0 **Civil-Architectural Works**

5.1 **Masonry Works**

- 5.1.1 Installation of CHB wall/partitions with cement plaster finish
- 5.1.2 Construction of concrete lavatory counters with natural granite countertops

5.2 **Doors, Windows and Glass Partitions**

- 5.2.1 Supply and installation of glass doors with 12mm thick tempered clear glass complete with hardware, fittings/accessories, lockset and vinyl frosted sticker with cut-out signage:

- a) Automatic/sensor-type sliding glass door with FD 100 top and bottom aluminum frame in powder-coated finish
- b) Double-leaf frameless glass door with FD 100 top and bottom aluminum frame in powder-coated finish with H-type door handle
- c) Double-leaf steel door in epoxy paint finish with cylindrical lockset (Lever Type) and deadbolt lock
- d) Single-leaf steel door in epoxy paint finish with cylindrical lockset (Lever Type) and deadbolt lock
- e) Double-leaf solid wood door in duco paint finish with H-type door handle including cylindrical lockset (Lever Type) and deadbolt lock.
- f) Hollow-core door with jamb on high pressure laminate (HPL) finish with lever-type door lockset and door closer

- 5.2.2 Supply and installation of glass partitions and windows

- a) Glass wall partitions in 12mm thick tempered glass wall on powder-coated aluminum perimeter frame and frameless interior panels
- b) Awning-type glass window in 6mm thick tempered glass on powder-coated aluminum frame and security grills

- 5.2.3 Supply and installation of aluminum z-type louvers on G.I. tube frame

5.3 **Supply/fabrication and installation of specialty works:**

- 5.3.1 Phenolic board toilet partitions, 12mm thick, complete with frames/ brackets, lockset and fittings/accessories
- 5.3.2 Stainless steel pipe railings
- 5.3.3 Wood plank flooring in rubberized paint finish (FIBA standard compliant) at the basketball court, including surface preparation
- 5.3.4 Concrete floor in rubberized paint finish (FIBA standard compliant) at the perimeter areas, including surface preparation
- 5.3.5 Acrylic logo/signage at the building façade
- 5.3.6 Foldable chair and steel Bleacher with high backrest moulded high-density polyethylene (HDPE) seats
- 5.3.7 Movable and adjustable basketball ring stand with 3/4" fiberglass board and basketball rim (FIBA standard compliant)
- 5.3.8 Multifunction scoreboard with multiple displays (Game clock Time, Game Clock Stop Indicator, Scores, Period Number, etc.)

- 5.4 Supply and installation of porcelain and ceramic tiles including waterproofing works (3 coats)

efl

- 5.5 Painting of masonry/concrete surfaces, ceiling, wood and metal surfaces/areas
- 5.6 Installation of fiber cement board on light gauge metal framing (Ceiling)

6.0 **Sanitary and Plumbing Works**

- 6.1 Provision of water supply PPR pipes including rough-in works and tapping at the nearest source
- 6.2 Provision of waste water and sewer lines including rough-in works and tapping to the nearest outflow
- 6.3 Supply and installation of toilet fixtures and accessories
- 6.4 Construction of 3-chamber septic tank
- 6.5 Provision of storm drainage and downspout including rough-in works and tapping to nearest outflow

7.0 **Electrical and Mechanical Works**

Supply and installation of the following electro-mechanical materials/items including rough-in works:

- 7.1 Conduits and fittings, wires/cables, wiring devices and lighting fixtures, panel boards and breakers
- 7.2 Industrial-type exhaust fans
- 7.3 Fire detection and alarm system (FDAS)
- 7.4 Industrial-type stand fans

B. MATERIAL SPECIFICATIONS

PARTICULARS	DESCRIPTION	REMARKS
1. Site Development Works		
Selected Borrowed and compaction	<p>Suitable earth fill/backfill</p> <p>-Filling materials shall free from waste and objection matter</p> <p>- Filling materials shall be made by layers not more than 200mm depth and thoroughly compacted before the next fill</p> <p>-Conduct field density test on 5 selected area on every layers</p>	
Soil Poisoning and moisture barrier	<p>Termites/insects control</p> <p>Soil poisoning shall be applied as per instruction labeled on the product.</p> <p>Use chemical approved by FDA with certification (provide detailed documentation)</p> <p>Polyethylene sheet moisture-barrier (600 microns)</p>	Submit sample / brochure for approval

efl

2. Structural Works		
Reinforce Concrete	Concrete mixture (4000psi) 7 days -Must conform with ACI Standards -Shall be verify by a test on a minimum 6 cylinders (3 for 7days and 3 for 28 Days) in accordance with ASTM C-192 and C-39 - Slump test in accordance with ASTM C-143 - Provide Material Testing	
	Portland Cement -Conform to ASTM C-150, Type III for High Early Strength	
	Fine Aggregates (Washed Sand) Conform to ASTM C-33 or C-330,	
	Course Aggregate ($\frac{3}{4}$ " Gravel) -River run gravel or cracked stone Conform to ASTM C-33 or C-330	
	Water Clean and free from oil, acid, alkali, organic materials and deleterious substances	
	Reinforcing Steel Bars - Shall conform ASTM specification A-615 (Standard specification for Deformed & Plain Carbon Steel Bars -All Bars shall be weldable - Provide material testing report	
	20mm (Main Reinforcement Bars) Grade 60 - for 16mm and above	
	12mm (Lateral Ties and Stirrups) Grade 40 - for 12mm and below	
3. Roofing Works		
Roof Framing (Fabrication of Truss)	- Steel angle 75mm x 75mm x 6mm thk (Double Angle) Top and Bottom Chord - Steel angle 50mm x 50mm x 6mm thk (Double Angle) Web Member - All structural steel shall be in accordance with AISC, ASTM, AWC, ANSI and NBCP specification for design, fabrication and erection - A36 Steel - Provide Material Testing	Submit sample for approval
Installation of Base Plate	- 450mm x 350mm x 25mm thk Base Plate with 10-20mm dia Punch Hole -20mm dia x 600mm L-type Anchor Bolt	Submit sample for approval

efl

	<ul style="list-style-type: none"> - All structural steel shall be in accordance with AISC specification for design, fabrication and erection -A36 Steel A325 high-strength bolts with nuts and washers 	
Installation of Roofing	<ul style="list-style-type: none"> - Pre-painted Galvalume Roofing (rib-type) 0.6mm thick - 10mm thick double bubble roof insulator (Poly Duo Insulator) -2" Tekcrew with rubber -.6mm thick pre-painted galvalume gutter and flashing (mechanically/machine-bended) <p>ASTM and ACI Standards</p>	Submit sample for approval
4. Architectural Works		
Concrete Hollow Blocks	<p>150mm CHB</p> <ul style="list-style-type: none"> - 25mm Thk Plaster Finish both sides - 10mm dia Steel Reinforcement <p>-Load Bearing blocks (Minimum compressive strength not less than 800psi in accordance with ASTM C-145 specification for solid load bearing)</p> <p>-Class A mixture (Cement mortar)</p>	
Automatic Sensor Sliding Glass Door	<ul style="list-style-type: none"> - 12mm thk ±2150mm H x 2100mm W Tempered clear glass, FD 100 top & bottom aluminum Frame in powder coated finish, - automatic sensor slider, mechanism lockset, complete with fittings, hardwares and accessories - Remote and Manual Operation - Minimum Door Lift Capacity (2-120 kg) - Adjustable Operating Speed (200-500 mm/sec, Both opening & closing) - vinyl frosted sticker and cut out vinyl sticker signage 	<p>Any supplier and Submit sample/ brochure /swatches for the following:</p> <ul style="list-style-type: none"> - Aluminum frame - Lockset - Mechanism <p>Warranty:</p> <ul style="list-style-type: none"> - 5 years for motor - 2 years for other mechanisms
Double Leaf Frameless Glass Doors	<ul style="list-style-type: none"> - 12mm thk tempered clear glass on FD 100 top and bottom frame with H-Type Stainless Steel Door Handles 600mmL x 1" Dia. and Lockset. Complete w/ Patch Fittings, Hardware & Accessories, w/ Vinyl Frosted Sticker 	<p>Any supplier and Submit sample/brochure /swatches for the following:</p> <ul style="list-style-type: none"> - Aluminum frame - Lockset - Door handle - Vinyl sticker - Vinyl cut-out sticker
Steel Door	<ul style="list-style-type: none"> - Steel door (Ga.18) with Steel Jamb in epoxy paint finish with cylindrical lockset 	-Any supplier and Submit

efl

	(Lever Type) and deadbolt lock - SD/01 (2.4mH x 2.1mW) - SD/02 (2.1mH x 1mW)	sample/brochure /swatches
Hollow-core wooden door with jamb on HPL Finish	- Hollow core door with jamb, bottom louver including door lockset, Door Closer and Stainless Hinges - Dimension: 2150mm H x 1000mm W -2" x 6" Door Jamb, S4S KD	-Submit sample / swatch and/or brochure
Solid Wooden Door with jamb on Duco paint finish	- Double-leaf solid wood door in duco paint finish with H-type door handle including cylindrical lockset (Lever Type) and deadbolt lock. - Dimension: 2400mmH x 2100mmW -2" x 6" Door Jamb, S4S KD	-Submit sample / swatch and/or brochure
Frameless Glass Wall	- 12mm thk frameless tempered glass - Powder coated aluminum perimeter frame - Structural silicon sealant	Submit sample/brochure /swatches for the following: - Aluminum frame - Vinyl sticker - Vinyl cut-out sticker
Tempered Glass Awning Window	- 6mm thk tempered clear glass on powder coated aluminum frame - Structural silicon sealant	Submit sample/brochure /swatches for the following: - Aluminum frame - Lockset - Door handle - Vinyl sticker - Vinyl cut-out sticker
Toilet Partition	- 12mm thick Phenolic Board Anti-Bacterial, waterproof toilet partition with back-to-back high pressure laminate - Self-closing hinges - Indicator Lockset - Bottom Support - Adjustable Feet - Wall Bracket - Hook - Knob Handle - Top Rail - L-Bracket Use: SS304 stainless steel for accessories/ fittings	Submit sample/brochure /swatches for approval
Railings	- 2" dia x 2mm thk Stainless Steel Pipe (SS304) - Top Rail Use: SS304 stainless steel	Submit sample unit/set-up for approval

efl

Fiber cement board ceiling on light metal frames/supports	<ul style="list-style-type: none"> - 6mm thick Fiber Cement Board (moisture-resistant) - Carrying Channel, 12mm x 38mm x 5m, Ga.20, - Double Furring Channel, 19mm x 50mm x 5m, Ga.25 - W-Clip - Suspension Clip & Rod Joiner #8 - Power load & Drive Pin (threaded) - Steel angle 50mm x 50mm x 6mm thk - Hanger Rod, #8 <p>CMT products or approved Equivalent</p>	
Installation of Louver	Pre-painted Aluminum Z-type Louver (Gauge 18) 4" x 2" x 2mm thk G.I Tube Framing on Epoxy Paint Finish	Submit sample for approval
Painting Works		
Masonry/concrete surfaces/areas	<ul style="list-style-type: none"> - latex primer (1 coat) - semi-gloss latex (2 coat) 	Submit paint swatches and/or brochure
Metal surfaces/areas	<ul style="list-style-type: none"> - Epoxy primer (1 coat) - Epoxy paint (2 coat) 	
Wood surfaces/areas	- Duco paint	
Tile Works		
Installation of Porcelain Tile	<ul style="list-style-type: none"> - 600mm x 600mm Porcelain Tile - Tile Adhesive 	Submit swatches and/or brochure
Installation of floor and wall tiles at toilets including application of cementitious water proofing (3 Coats)	<ul style="list-style-type: none"> - 300 x 300 Ceramic Tile - Cementitious water proofing (3 coats) - Cement 	Submit actual sample swatches and/or brochure for approval
Wood Planks	<ul style="list-style-type: none"> - 22mm x 60mm x 1200mm Hard Wood Sports Floor on rubber paint finish (FIBA standard compliant paint) with double ply underneath: <ul style="list-style-type: none"> - ¾" Marine Plywood (2nd Layer - ½" Marine Plywood (1st Layer) - Rubber Cohesion Support space @ 300mm on Center - Polyethylene Plastic Barrier (300 micron) - Basketball Court Flooring Paint: <ul style="list-style-type: none"> 1 coat Primer 2 coats Top Coat 	Submit actual sample swatches and/or brochure for approval
Wall-Mounted Acrylic Offices Signage	<ul style="list-style-type: none"> - 6mm Thk acrylic panel - 1.2mm thk Stainless Steel Siding (304) - 10mm dia. Stainless steel bracket support 	Submit sample for approval: -Vinyl Sticker
Fabrication of Steel Bleacher (14-seater capacity, 2 rows)	<ul style="list-style-type: none"> - 2" x 3" x 2mm Thk G.I. Tubular Steel Bleacher on Epoxy Paint Finish - High Back Rest Moulded High Density Poly Ethylene (HDPE) seats with UV Protection with Bolts and nuts (520mmW x 430mmL x 370mmH) - 	Submit actual sample swatches and/or brochure for approval

ef

Folded Chair	<ul style="list-style-type: none"> - UV protected High-Density Polyethylene (HDPE)) - Load Capacity 150kg (minimum) 	Submit actual sample swatches and/or brochure for approval
Movable and Adjustable Basketball Stand including Fiberglass Board and Ring	<ul style="list-style-type: none"> - Manual Adjustment Stand - 20mm thk Fiber Glass Safety Tempered Laminated Glass Board - Boared Size : 1.8m Width x 1m Height or As per FIBA standard compliant - Ring Size: 18" Diameter or As per FIBA standard - Ring Height: 10' Clearance or As per FIBA standard <p>Note: inclusive of safety cushion foam and counter-weight</p>	Submit actual sample swatches and/or brochure for approval
Multifunctional Scoreboard	<ul style="list-style-type: none"> - Multifunction scoreboard with 120-meter viewing distance (indicators: Game clock Time, Game Clock Stop Indicator, Scores, Period Number, Time out Countdown, Time Out Indicators, Team Fouls) 	Submit actual sample swatches and/or brochure for approval
<p>Surface preparation for vinyl works:</p> <ul style="list-style-type: none"> - Clean off loose materials such as dust, rust, old adhesive or anything that can be manually removed by using a broom, a chisel, scraper, sandpaper or steel brush. - Repair voids, cracks, nicks, holes, etc. with the proper patching/sealant material or same material as the surface finish. <p>All areas to be vinyl must be dry and thoroughly clean.</p>		
A. Plumbing and Sanitary Works		
Water lines	<p>1 ¼" dia. PPR Pipe PN16 (main distribution line from source)</p> <p>¾" dia. PPR Pipe PN16 (main distribution line at end sector)</p> <p>½" dia. PPR Pipe PN 16 (branch line)</p> <p>Moldex, Neltex, Atlanta or approved Equivalent</p> <ul style="list-style-type: none"> - Pipes and Fittings shall be in accordance to ASTM D-2241 and PNS 65:1986 <p>-Shall conform with the Revised National Plumbing Code</p>	
Waste Water and Sewer lines	<p>4" Dia. PVC Pipe Series 1000 (Soil Pipe)</p> <p>4" Dia. PVC Pipe Series 600 (Downspout)</p> <p>2" Dia. PVC Pipe Vent, Series 1000 (branch)</p> <p>3" Dia. PVC Pipe Vent, Series 1000 (main)</p> <p>Moldex, Neltex, Atlanta or approved Equivalent</p> <ul style="list-style-type: none"> - Pipes and Fittings shall be in accordance to ASTM D-2241 and PNS 65:1986 <p>-Shall conform with the Revised National Plumbing Code</p>	

ef

Plumbing Fixtures		
- Water closet with tank with fittings & accessories	Elongated Bowl Shape, 4 liter / flush-Solid waste tank w/ Seat Cover, Color: White Stainless Angle Valve Stainless Flexible Hose	HCG, American Standard, or approved equivalent
- Wall Hung Urinal w/ Push Button Flush, w/ complete fittings & accessories	Flush valve type with water spreader, urinal bracket Stainless Flexible Hose	HCG, American Standard or approved equivalent
- Under counter lavatory	Dimension: 540 x 425 x 170mm Under-counter lavatory with complete with stainless steel (304) fittings and accessories e.g. angle valve, flexible hose, pop-up drain, P-trap, etc.	HCG, American Standard or approved equivalent
- Lavatory Faucet	Stainless Steel Single-lever faucet	Submit Sample for Approval
- Handheld Bidet	Stainless Steel (304)	Submit Sample for Approval
- Tissue Holder	Stainless Steel (304)	Submit Sample for Approval
- Floor drain	Floor Drain 4"x4" Stainless Steel (304) 4x4	Submit Sample for Approval
- Facial Mirror, 6mm thick x 600mm x 800mm with aluminum frame and backing board	6mm THK Mirror, Frameless, w/ 1/4" THK Marine Plywood Backing support on 2"x2" Good lumber	

B. ELECTRICAL WORKS

I. GENERAL CONDITIONS:

1. All electrical works shall comply with the plan and specification in accordance with the latest edition of the Philippine Electrical Code (PEC).
2. Rough-in layout concealed between walls and exposed above ceiling shall be IMC and/or Polyvinyl Chloride (PVC) pipes and properly secured with clamps/ mounting supports. Exposed conduit must be RSC.
3. PVC pipe fitting layout shall be provided with appropriate PVC adapter with locknut and glued with PVC solvent and properly anchored with clamps/ supports.
4. Minimum size of conduit to be used shall be 15 mm diameter.
5. Minimum size of conduit for long runs exceeding 270° bends shall be 20 mm diameter and pull box shall be provided as necessary.
6. Color coding for wiring installations shall be as follows:

For Normal

-

Lines

- Red, Black
7. Name tagging for plate covers of receptacle outlet device shall be follows:

efl

- 8. All new wiring installations shall be tested and measured parameters shall be recorded and submitted accordingly.
- 9. Receptacle outlets shall be installed 300mm above finished floor level.
- 10. Labeling / marking for the proposed branch circuit as indicated in the drawing and panel board directory prior to turnover to the owner.
- 11. All materials and equipment to be use shall be brand new and must be of the approved type and intended application.
- 12. Prepare load schedule for all new installation, if necessary incorporate with the existing load schedule as applicable and provide legible markings within the new and existing schedule of loads panel directory.

II. ELECTRICAL MATERIAL SPECIFICATIONS:

1. CONDUITS & FITTINGS

Materials	Specifications
a. uPVC Pipe Neltex, Emerald, Atlanta or its equivalent	20mmØ
b. Flexible Metallic Conduit (FMC)	20mmØ
c. Intermediate Metal Conduit (IMC)	80 mmØ / 65 mmØ / 20mmØ

2. BOXES / GUTTERS WITH COVERS

Materials	Specifications
a. Junction Box	steel sheet gauge 16
b. Utility Box	2" x 4", steel sheet gauge 16
c. Wire Gutter	(2500 x 350 x 300)mm GA #16 w/ cover

3. WIRES / CABLES & DEVICES

Materials	Specifications
a. 3.5 mm ² , 5.5 mm ² , 8.0 mm ² , 14.0 mm ² , 150 mm ² , 22.0 mm ² , 200.0 mm ² , Cat6, TF#14	THHN/ THWN stranded wire, lead free
b. Convenience Outlet	Duplex convenience outlet , 3 prong, parallel slot with ground, 15a, 2P, 230v, for Normal
	Single convenience outlet , 3 prong, parallel slot with ground, 15a, 2P, 230v, for Portable Emergency Light, Exit/ Fire Exit Signages cover
c. Switch	Switch, single pole , 15A, 250V, flush type (National/Panasonic Brand) (one, two & three gang)
d. Lighting Fixtures	High Bay , 200watts, 6500k color temperature, 130 lumen/w, 100-305 vac, 50,000 hours design life

efl

e. Rechargeable Portable Emergency Light	Floodlight, 150watts, 6500k color temperature, 120 lumen/w, 100-305vac, 60hz, 50,000 hours design life
f. Entrance/Exit/Fire Exit Signage	Panel Light / Down lighting Fixture, Panel Light/Downlight, 12watts, 6500k color temperature, 110 lumen/w, 180-305vac, 60hz, atleast 40,000 hours design life min.
g. Exhaust Fan	Emergency Light, 2x3-5W min. LED, 220V, sealed LED acid battery
h. Industrial Fan	Entrance/Exit Light 3-5watts (minimum) LED, 220VAC
	Wall Exhaust fan, 12" diameter fan, 1400RPM, 40W motor, with automatic shutter and grille
	Industrial Exhaust Fan, 36" diameter fan, 600RPM, 1.5 HP motor with outlet rainhood

4. CIRCUIT BREAKERS / PANEL BOARDS

Materials	Specifications
a. Enclosed Circuit Breaker (ECB)	ECB 350AT / 400AF, 3P, 230VAC, 50kAIC min, 60Hz, Nema 1, surface Mounted, Industrial Type, w/ grounding terminal block, powder coated gray paint.
b. Kilowatt-Hour Meter	Kilowatt-Hour Meter, GEKV2C (Class 20/200) 3P 230VAC or approved equivalent
c. Main Distribution Panel (MDP)	Main 350A, 3P, 230VAC, 50kAIC min, 60Hz Branches : 1-300A, 3P, 230VAC, 50kAIC min, 60Hz 1-50A, 3P, 230VAC, 50kAIC min, 60Hz 1-50A, 3P, 230VAC, 50kAIC min, 60Hz Nema 1, surface Mounted, Industrial Type, w/ grounding terminal block, powder coated gray paint.
d. Lighting / Power Panel (LPP)	Main 50A, 3P, 230VAC, 18kAIC min, 60Hz Branches : 2-30A, 2P, 230VAC, 18kAIC min, 60Hz 8-20A, 2P, 230VAC, 10kAIC min, 60Hz 2-SPACE,2P, 230VAC Nema 1, surface Mounted, Industrial Type, w/ grounding terminal block, powder coated gray paint.
e. Power Panel AC (PP-AC)	Main 300A, 3P, 230VAC, 50kAIC min, 60Hz Branches : 2-150A, 3P, 230VAC, 50kAIC min, 60Hz 18-20A, 2P, 230VAC, 10kAIC min, 60Hz Nema 1, surface Mounted, Industrial Type, w/ grounding terminal block, powder coated gray paint.

efl

5. CONDUIT SUPPORT & OTHER MISCELLANEOUS & INCIDENTAL MATERIALS REQUIRED TO COMPLETE THE INSTALLATION

Materials	Specifications
a. Conduit support	Threaded bar with Grip Anchor
b. Conduit clamp	U-bolts/ strapped
c. Mounting of conduit	Angular bar, 1 1/4' x 1 1/4" x 1/4"

III ELECTRICAL SCOPE OF WORKS:

- 1 The service provider/ contractor is required to conduct site inspection together with the Building Administration and EFMD Engineer or SSS representative to determine the nature and extent of necessary works, materials, services and consider these are essential and incidental requirement in the implementation of the project.
- 2 The contractor shall be responsible for the thorough coordination with the concern parties and, secure of all necessary work permits that maybe required of the project.
- 3 All works shall be properly coordinated with the Building Owner or SSS representative to discuss all phases of the works/ activities.
- 4 Any changes and/ or modifications of the materials specification and work orders shall be subject to discussion with involve parties to address any conflicts before proceeding of the said changes prior to the approval of the Building Owner and the SSS representative.
- 5 The following layout materials to be used:

Intermediate Metallic Conduit

PVC conduit

- Feeder and sub-feeder layout

- for concealed and above ceiling layout

- switches shall be mounted embedded on the wall
- 6 Supply and install of new electrical wiring and layout materials for the power supply of the following equipment, fixtures and devices as indicated in the plans:

- Duplex Convenience Outlet, 3-prong, parallel slot with grounding terminal for normal power outlet.

- Convenience Outlet, Duplex, 3-prong parallel slot, for normal power outlet

- Convenience Outlet, Single, 3-prong parallel slot, for normal power outlet

- Lighting Fixtures with Switches

- Down Lighting Fixtures

- Portable Emergency Light

- Entrance/Exit and Fire Exit Signage

- Exhaust Fan

- Industrial Fan
- 7 Supply and installation of the following Panelboards and other electrical equipment/Devices:

- MPD

- PP-A/C

- ELPP

- Enclosed Circuit Breaker (ECB)

- Kilowatt-Hour Meter, (Class 20/200), 3P, 230VAC with current
- 8 Chipping & restoration works for electrical conduit chute that may be indirect to the raceway of the new installed modular tables.
- 9 Supply and installation of Fabricated Pop-up outlet for Data and Speaker
- 10 Supply and installation of Wall mounted data cabinet with Hub and POE for pop-up data and speaker and other accessories needed.

efl

- 11 Supply and installation of Fire Detection and Alarm System (FDAS)
- 12 Supply and installation of concrete encasement 3-80mmØ IMC Pipe (Service entrance to MDP)
- 13 MERALCO application of the new meter account for the wellness facility including all permits and other documents necessary.
- 14 Supply and install of conduit support/ hangers and shall be rigidly secured with appropriate fittings using appropriate materials.
- 15 All areas affected during implementation of the project by chipping/ boring, dismantling works and other related activities shall be restored to original condition at the owner’s satisfaction at no additional cost to the SSS.
- 16 Supply of labor, materials and devices that are essential to complete the project, may it be mention or not in the Terms of Reference (TOR), specified or not in Bill of Quantity (BOQ) and proposed plan layout.
- 17 Prepare and submission of blue print as-built plans in standard size (20inx30in) duly signed and sealed by the Professional Practitioners (Electrical/ Mechanical Engineer).
- 18 Testing and commissioning of the electrical wiring system, fixtures and other devices.

IV FIRE DETECTION AND ALARM SYSTEM (FDAS) SPECIFICATION

MATERIAL SPECIFICATIONS

Materials	Minimum Specification
FACP	Fire Alarm Control Panel, Conventional, 2 zones, 2-12VDC battery pack, 7.2AH, complete with standard accessories and essential wiring system
Smoke Detector	Conventional Smoke Detector with base
Beam Smoke Detector	Conventional Beam Smoke Detector with base
Reflector/Receiver	Reflector/Receiver
Manual Pull Station	Single Action, Break Glass Operation with Key Lock or Tool to Reset, Surface/ semi-flush Mounted or its equivalent approved type
Speaker/ horn	Indoor, Surface Mounted, Low current, High dB output, or its equivalent approved type
Wire	#14 Shielded Pair/ TF Twisted pair wires 3.5mm ² , THHN/ THWN stranded wire for power supply

FADS SCOPE OF WORKS:

- 1 Supply and installation of the following materials of FADS System:
 - a. Smoke Detectors
 - b. Beam Smoke Detector
 - c. Manual stations
 - d. Horn with strobe light
- 2 Testing, Commissioning and configuration of the FACP, if necessary.
- 3 Perform other miscellaneous and incidental works and materials needed to complete the project and restoration of all areas affected at the satisfaction of the client.
- 4 Submit all brochures, manuals, guidelines and other materials necessary for the maintenance and operation of the system including the As-built plans duly signed by registered professional practitioners.

V OTHER WORKS

efl

Any damaged incurred during the activity shall be restored / repaired by the Contractor at his own expense and shall be done in a satisfactory and approved manner. Paint dropping and other stains relative to the project shall be removed from all areas.

VI PERMITS AND FEES

- 1 The work under this contract shall be in accordance to the latest requirements of the following:
 - Philippine National Building Code
 - Philippine Electrical Code
 - Local Utility Company

Nothing contained in these specifications or shown on the drawings shall be construed as to conflict with the National and Local ordinances and these mentioned ordinances are hereby made part of this specification.
- 2 All permits and electrical fees required in this work shall be obtained by and at the expense of the contractor. The Engineer shall be furnished by the contractor, the copy of the final certificate of electrical completion and approval by the government authorities.
- 3 During the progress of work, the contractor shall keep a record of all changes where the actual installation differs from that shown in the contract drawings. Upon completion, the contractor shall finalize the "as-built" drawings on tracing paper and submit to the Engineer for approval before reproduction.

VII SUBMITTALS

- 1 Manufacturer's data, shop drawings and samples required for the specific materials shall be submitted for approval to the Engineer prior to procurement and delivery to job site.
- 2 Manufacturer's data shall be descriptive item catalog cut which shall include the manufacturer's name, trade name, model number, name plate data, and others.
- 3 Shop drawings when required shall show type, size, sectional view, installation details, and elementary and wiring diagrams.
- 4 A certified test results for specific items when deemed necessary shall be submitted to the Engineer by the Contractor.
- 5 Manufacturer's data or samples should be submitted of the following items:
 - Conduits and Fittings
 - Boxes and Accessories
 - Wires and Cables
 - Other items required by the Engineer

VIII STANDARD OF MATERIALS

All materials to be used in this installation shall be of high quality, free to any defect and of proven acceptability for the purpose it is intended for application. It shall conform to the latest applicable standards of the following:

- Philippine Electrical Code
- ASTM and NSC
- PEC and NEC

8.1 Raceways, Conduit Pipes and Fittings

8.1.1 Intermediate Metal Conduit (IMC)

8.1.2 Outlet Boxes and Covers

Terminations of pipes to outlet boxes shall be provided with suitable fitting and other devices especially designed for the purpose.

Receptacles : 2" x 4" x 2.5"

efl

Pull Boxes : depends on the number of conductor to occupy the boxes

8.2 Conductors, Wires and Cables

All wires and cables shall be copper, soft drawn and annealed with ninety-eight (98%) percent conductivity. For power systems, the conductors shall be thermoplastic and insulated to withstand a working pressure rated at 230 Volts, THHN/THWN type as indicated in the drawings. The feeder lines to panel boards shall be heat and moisture resistant, with size as indicated in the drawings.

The minimum size to be used in the installation shall be #3.5 mm sq. except for the controls where #2.0 mm sq. may be allowed. All conductors from sizes of #3.5 mm sq. or larger shall be stranded for additional flexibility while in transit inside pipe.

All wires and cables described above shall be of reputable manufactures.

8.3 Electrical and Wiring Devices

8.3.1 Wall Receptacles

Wall receptacles shall be of conventional type with an ampere rating of 15A, 230V, duplex, flush mounted. The mounting height shall be 300 mm above floor finish. It shall be as manufactured by National or approved equivalent.

8.3.2 Wall Plates for Switches and Receptacles

Wall plates for receptacles, in regards to colors shall be the sole choice of the Engineer. The brand shall be the same as specified above.

8.4 Standard of Workmanship

The workmanship required in this section shall be the generally accepted engineering practice standard of safety. Defective workmanship shall be redone outright without extra cost to the Owner. Conduit installations, boxes, fittings and accessories shall conform to the requirements of the Philippine Electrical Code and other standards required locally.

During installation, due to precautions shall be observed to protect the conduit and thread from mechanical injuries. The conduit ends shall be sealed in approved manner during the installation whenever the work is interrupted.

Conduit shall be checked for freedom from obstruction by pulling galvanized wire through the entire run of the conduit. The galvanized wire shall be maintained inside the pipe until the conductors have been pulled permanently. Termination boxes for conduits shall be free from dirt and other debris which may cause obstructions.

All joints between lengths of conduit shall be water tight with red lead paints or other approved sealing agent.

Conduit shall be held firmly on pipe termination by a pair of locknut and bushing. All outlets shall be truly centered, plumb and leveled. Any discrepancy on outlet location between the electrical plans and the architectural plans shall be submitted to the attention of the Engineer.

Wiring method in general shall be installed inside rigid steel conduit as required in the plan; no such wire shall be pulled inside the pipe if the conduit system is not complete in all aspect, so that the conductor will be protected from damages and abrasion.

Conductors terminated in any kind of outlet box shall have at least 150 mm of wire extended free from the box as allowance for splicing. Color coding shall be observed throughout the installation to provide easy identifications.

Installation of lighting fixtures, wall mounted receptacles and switches shall be given due care as to prevent contact of live wire parts to respective fixtures.

Conductor joints or splices will only be allowed in boxes and should be properly insulated by means of a wire nut fitted to the size of conductor being joined. Splices will never be tolerated inside pipe.

el

8.5 Material Testing and Workmanship

8.5.1 Grounding

All exposed non-current carrying parts of Electrical Equipment and apparatus shall be properly grounded by means of ground rod driven one (1) meter below the ground level or connect to existing cold water pipe line. All metal conduit system and other parts required at ground potential shall be efficiently grounded. All panel boards' cabinet shall likewise be solidly grounded.

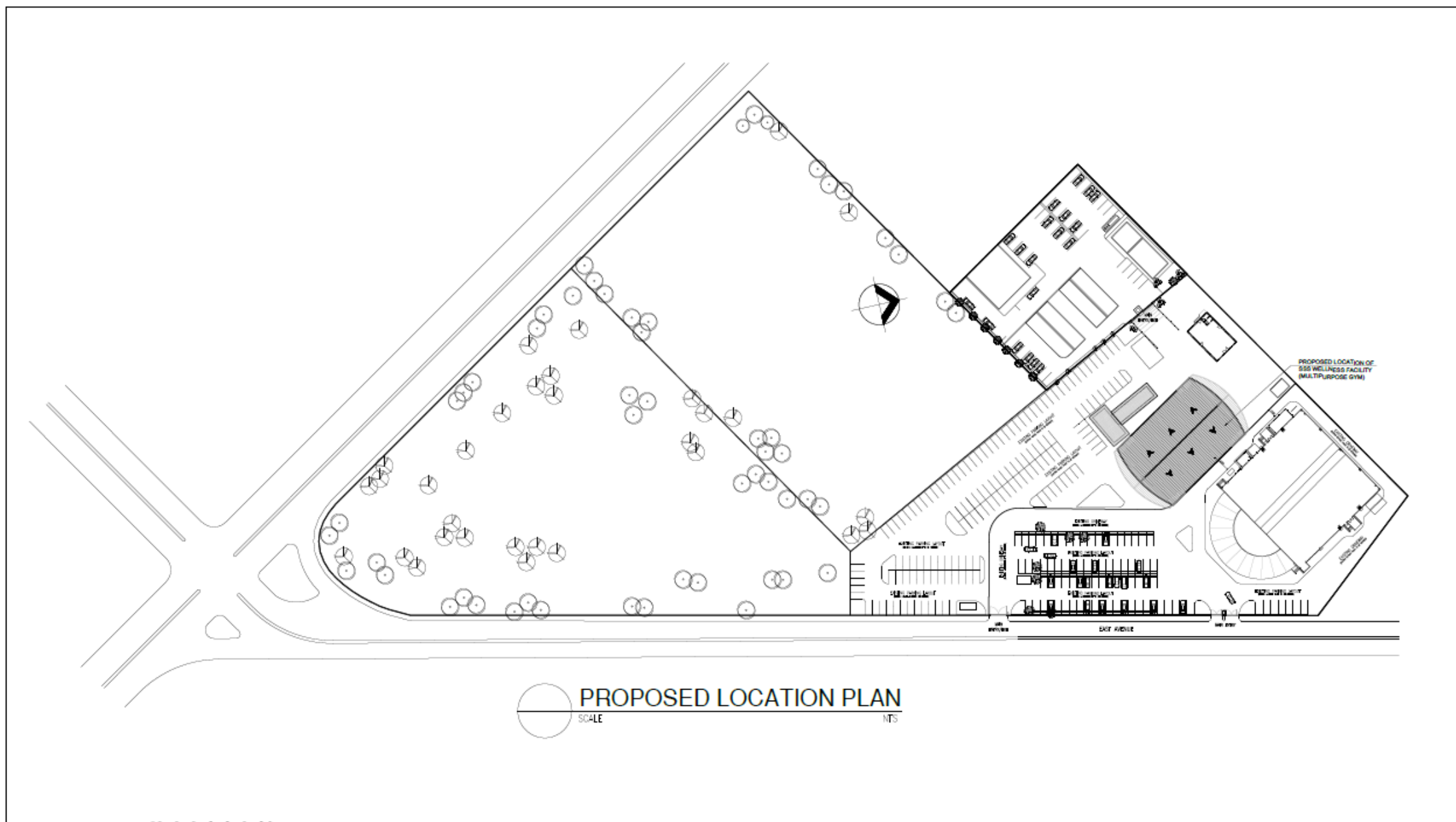
8.5.2 Materials and Workmanship Tests

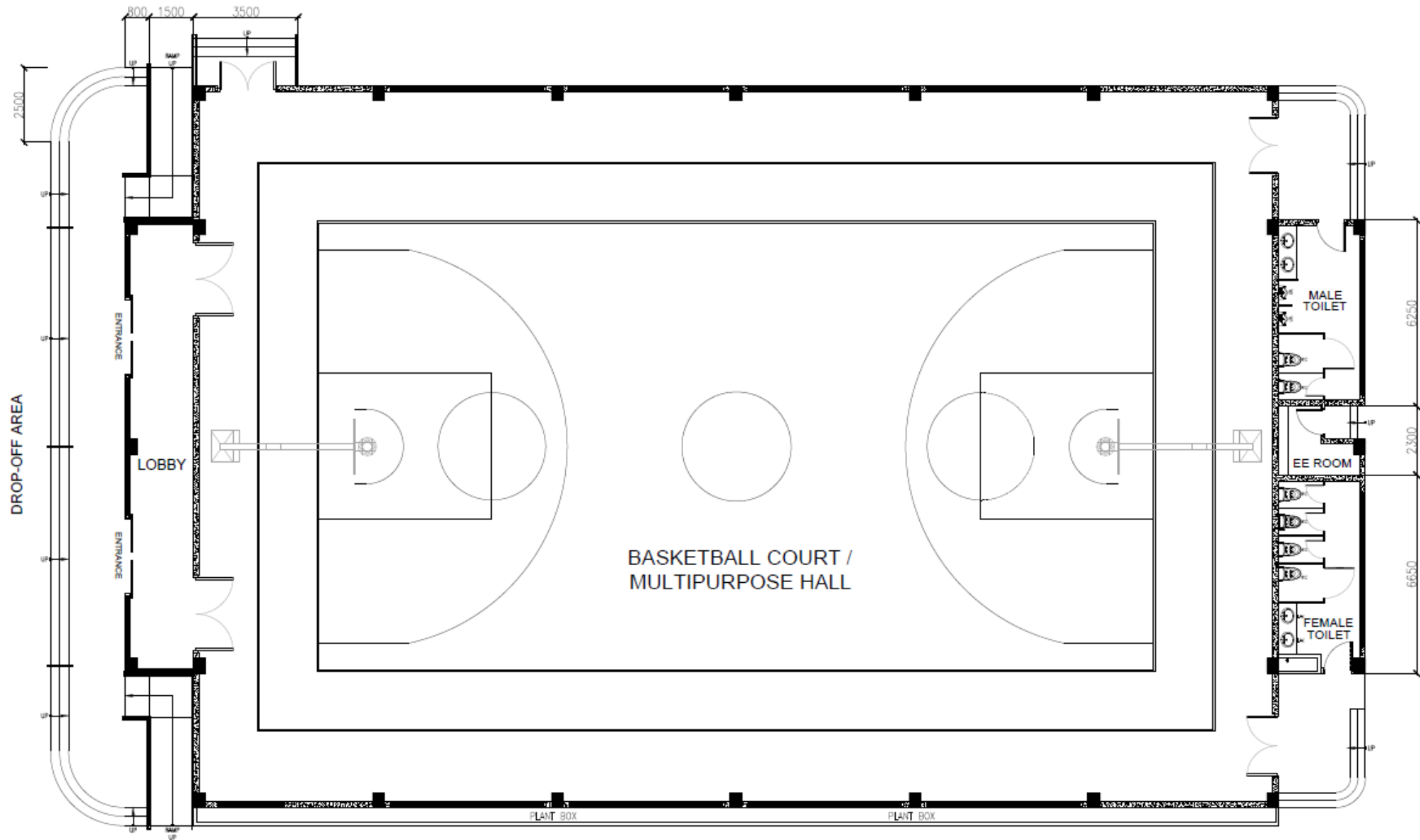
All wiring system has to be tested for shorts and grounds after the installation has been completed. The Contractor shall furnish all necessary apparatus and testing equipment and will have to make good whatever deficiencies may be found. Test shall be conducted in the presence of the authorized representative of the Owner or the Engineer.

8.6 Guarantee

All materials and accessories furnished/installed under this part of the specifications shall be guaranteed for a period of one (1) year from date of acceptance thereof, and materials and equipment furnished shall be free from any defects in the materials, workmanship and design. At any time within one year after acceptance and upon proper notice the Contractor shall rectify any and all deficiencies including replacement of parts or the entire units without additional cost to the Owners, if such deficiencies have been caused directly or indirectly by inferior materials, faulty workmanship and/or defective design or parts. Expendable items are included in this one-year guarantee. During the guarantee period the Contractor shall perform free monthly inspection for the proper and efficient operation of the electrical system.

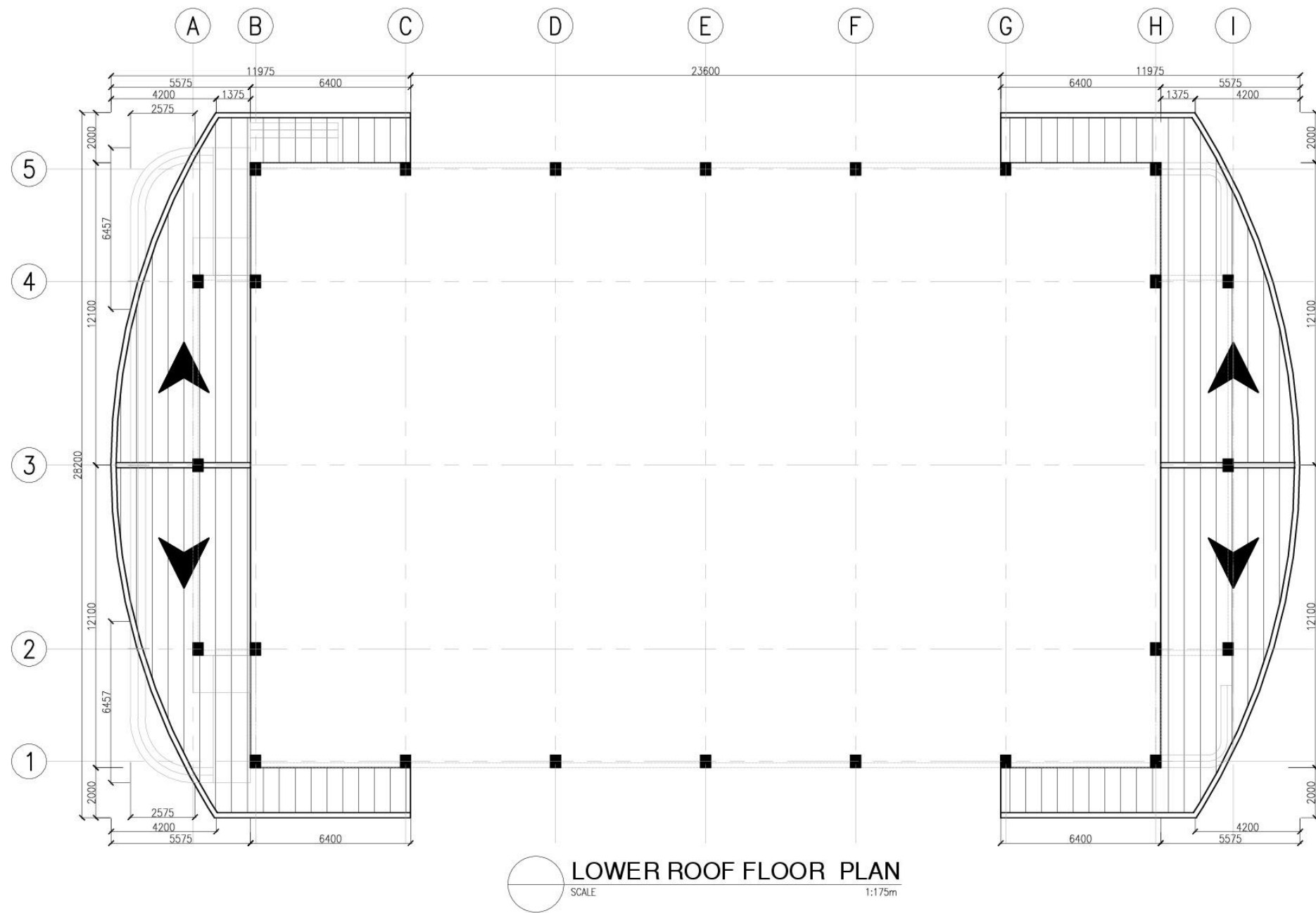
Section VII. Drawings

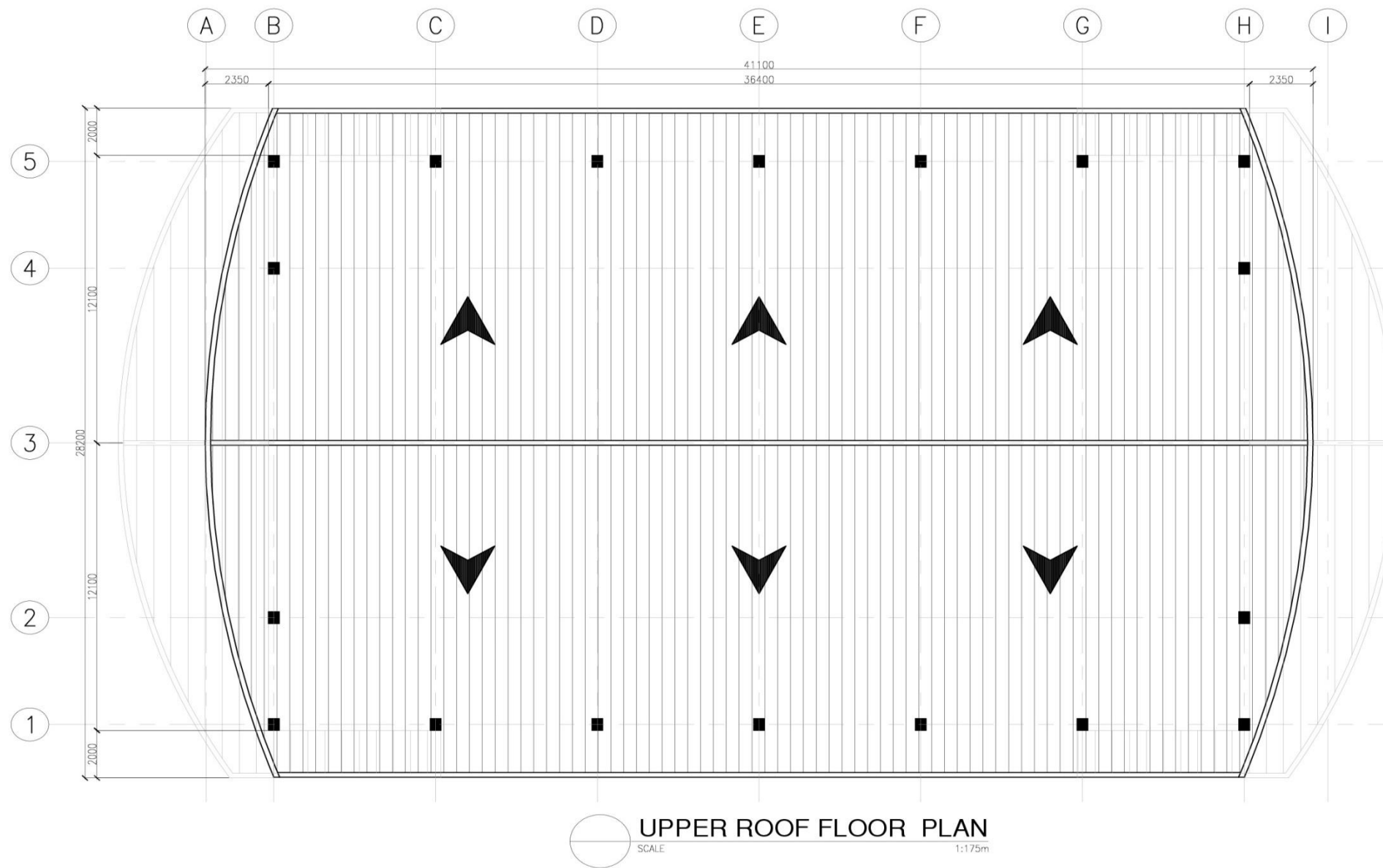


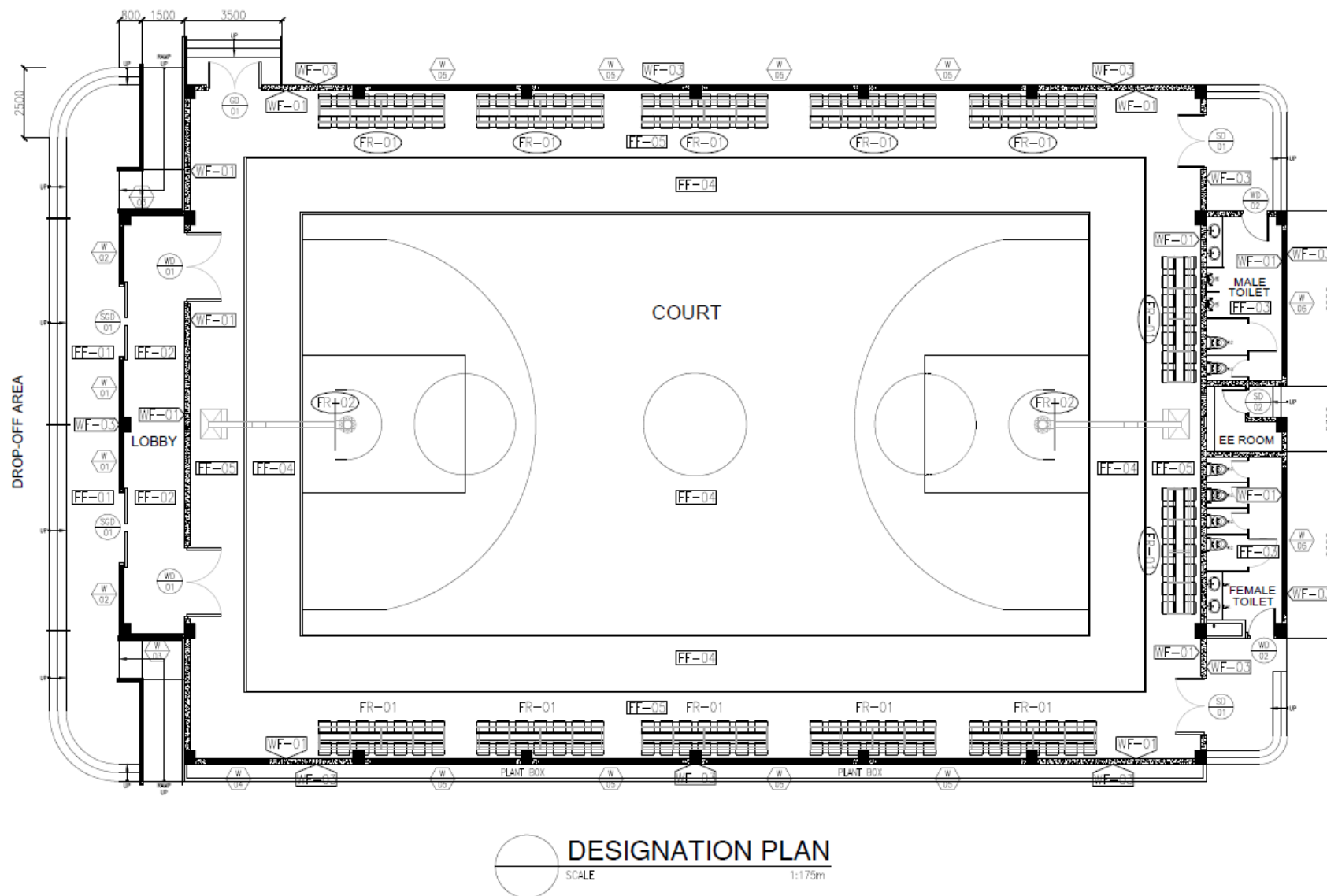


GROUND FLOOR PLAN

SCALE 1:175m







LEGEND OF FINISHES:

WALL TYPE

- 150MM THICK CHB WALL

WALL FINISHES

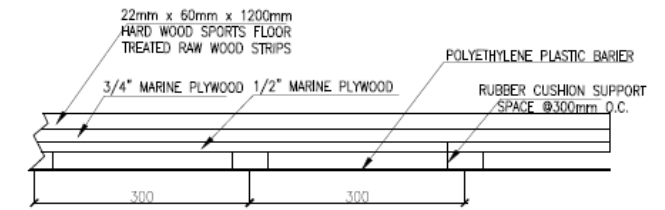
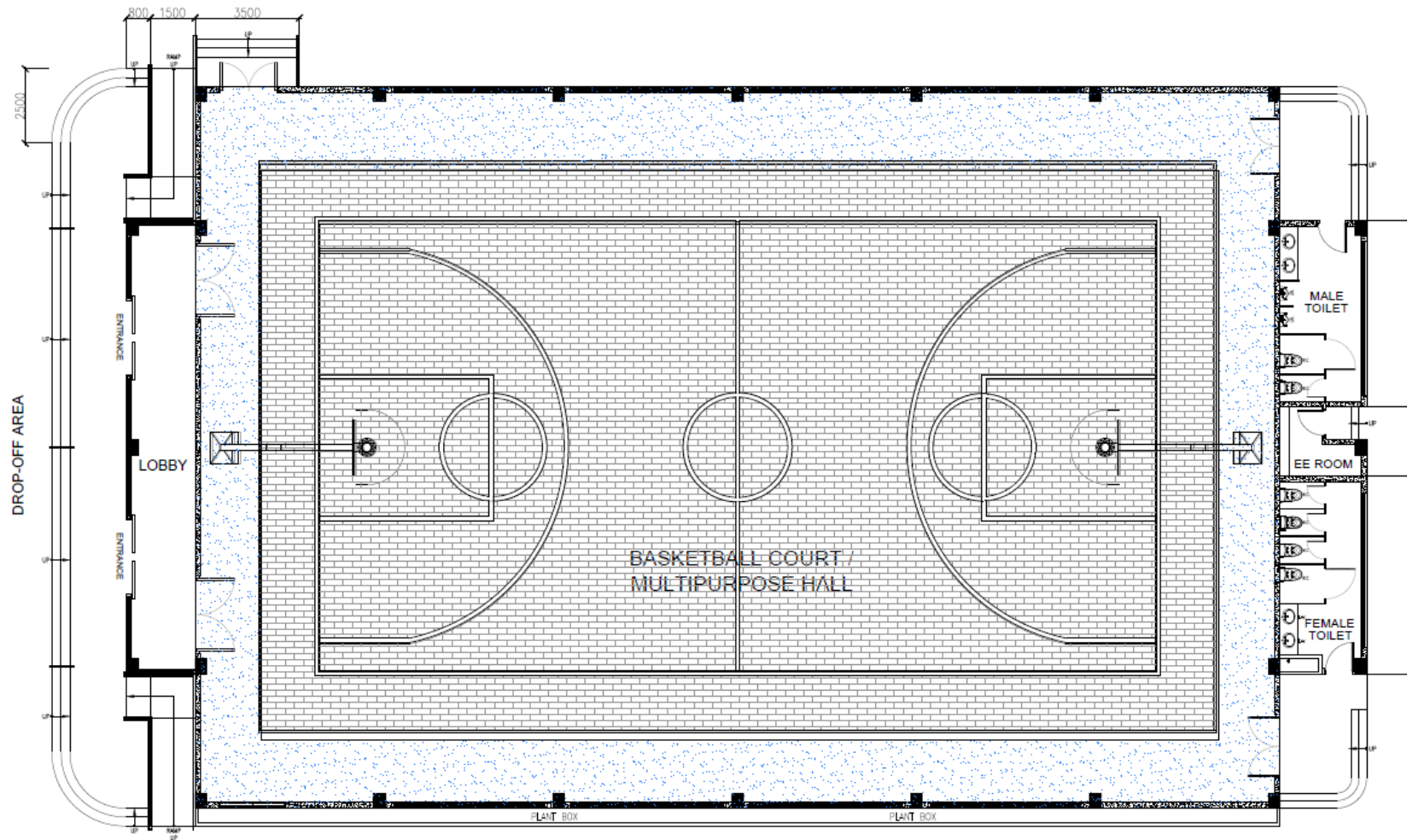
- WF-01** - MASONRY WALL IN SEMI GLOSS PAINT FINISH
 - 1 coat of primer paint
 - 2 coats of semi gloss latex paint
 - * COLOR AS PER APPROVED SAMPLE
- WF-02** - MASONRY WALL IN PORCELAIN TILE FINISH
 - * COLOR/DESIGN AS PER APPROVED SAMPLE
- WF-03** - MASONRY WALL IN ELASTOMERIC PAINT FINISH
 - 1 coat of primer paint
 - 2 coats of elastomeric paint
 - * COLOR AS PER APPROVED SAMPLE

FLOOR FINISHES

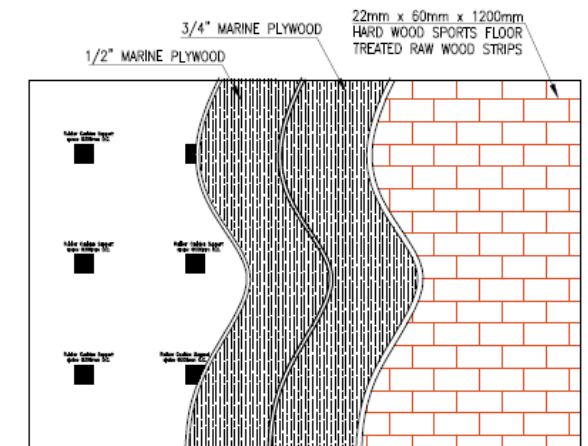
- FF-01** - 600x600mm NON-SKID PORCELAIN TILE FINISH
 - loc. EXTERIOR FLOOR
 - * COLOR/DESIGN AS PER APPROVED SAMPLE
- FF-02** - 600x600mm PORCELAIN TILE FINISH
 - loc. INTERIOR FLOOR
 - * COLOR/DESIGN AS PER APPROVED SAMPLE
- FF-03** - 300x300mm PORCELAIN TILE FINISH
 - loc. TOILET
 - * COLOR/DESIGN AS PER APPROVED SAMPLE
- FF-04** - 22mm x 60mm x 1200mm HARD WOOD SPORT FLOOR
 - * COLOR/DESIGN AS PER APPROVED SAMPLE
- FF-05** - POLYURETHANE BASKETBALL FLOOR PAINT
 - * COLOR/DESIGN AS PER APPROVED SAMPLE

FURNITURE

- FR-01** - STEEL BLEACHER WITH HIGH BACKREST
MOULDED HIGH-DENSITY POLYETHYLENE (HDPE) SEATS WITH UV PROTECTION WITH BOLTS AND NUTS (14-SEATS/SET)
- FR-02** - MOVABLE AND ADJUSTABLE RING STAND INCLUDING 3/4" FIBERGLASS BOARD WITH NUTS AND SCREW INCLUDING BASKETBALL RIM (FIBA STANDARD BASKETBALL RIM) WITH GAME CLOCK STOP INDICATOR

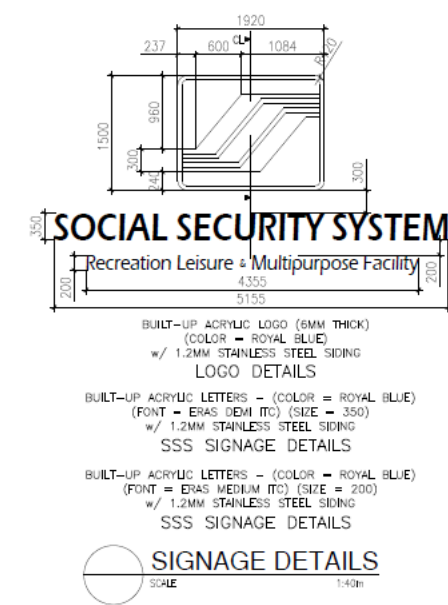
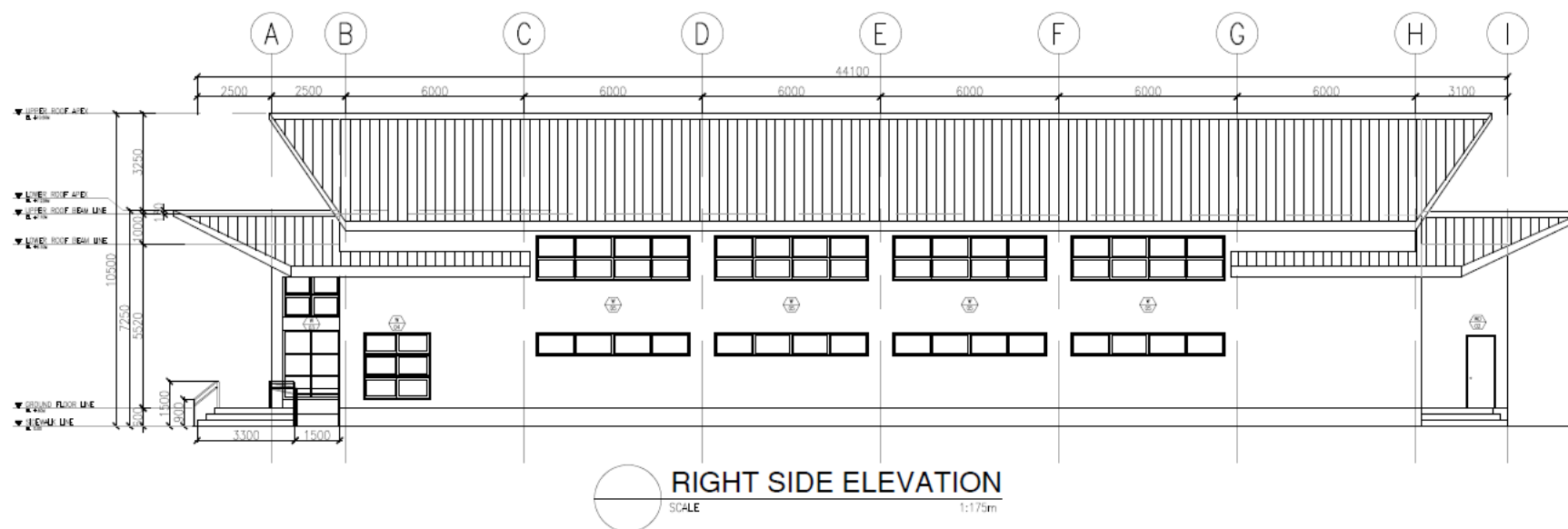
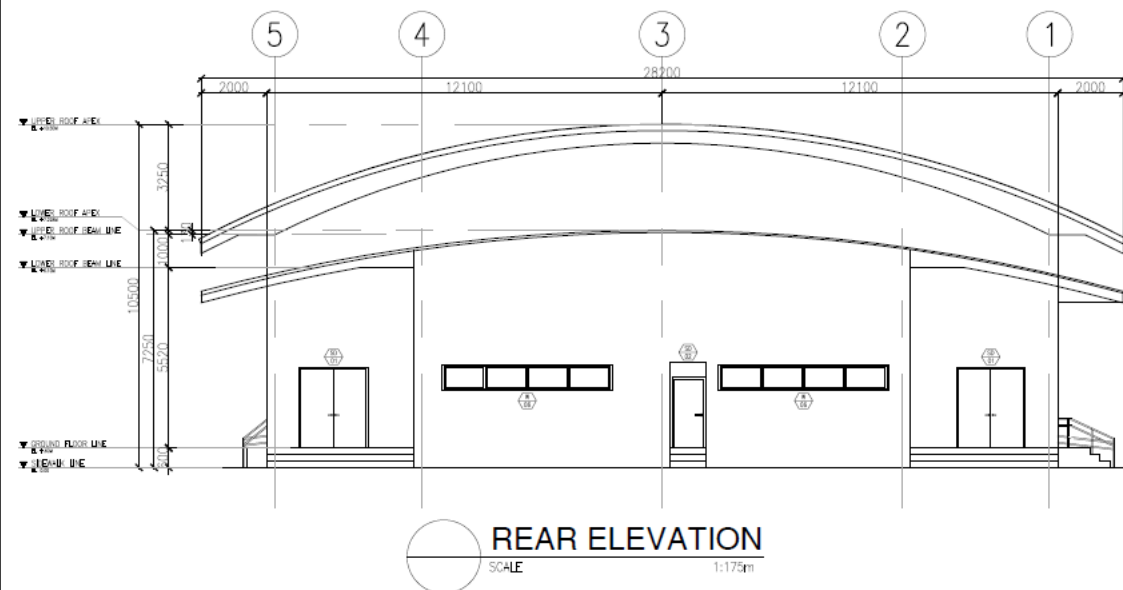
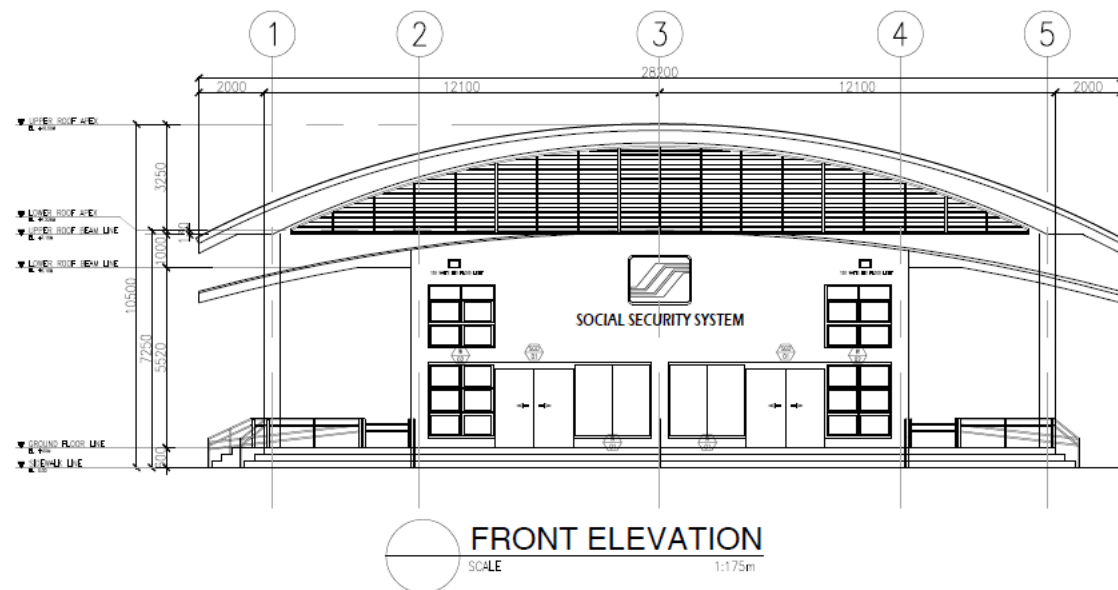


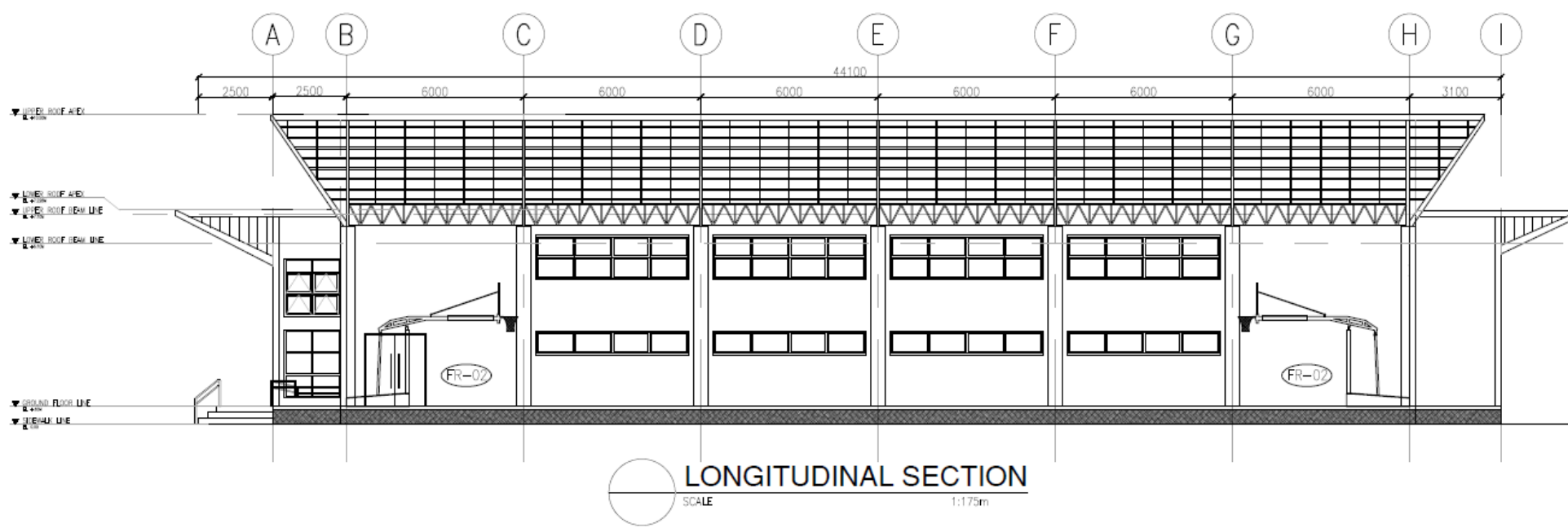
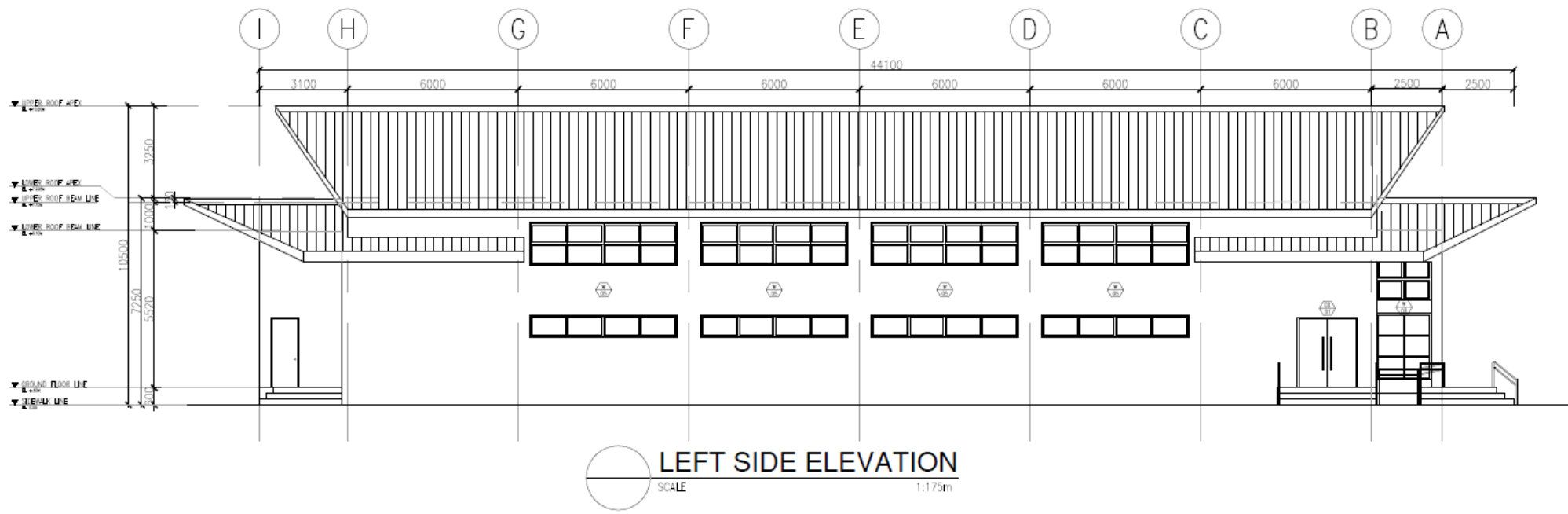
BLOW UP ELEVATION
SCALE NTS

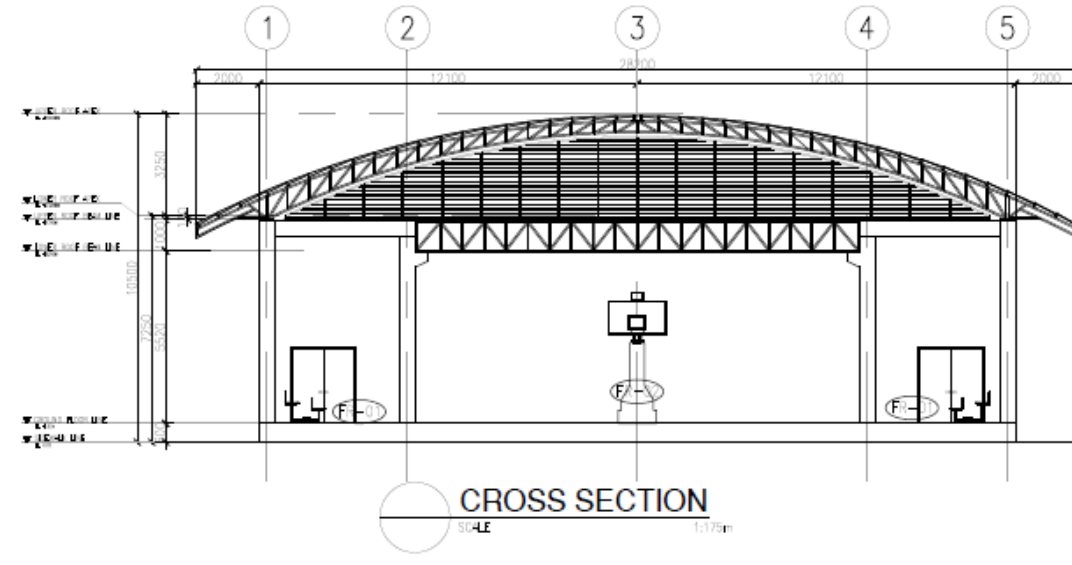


BLOW UP PLAN
SCALE NTS

COURT FLOOR LAYERING
SCALE 1:175m





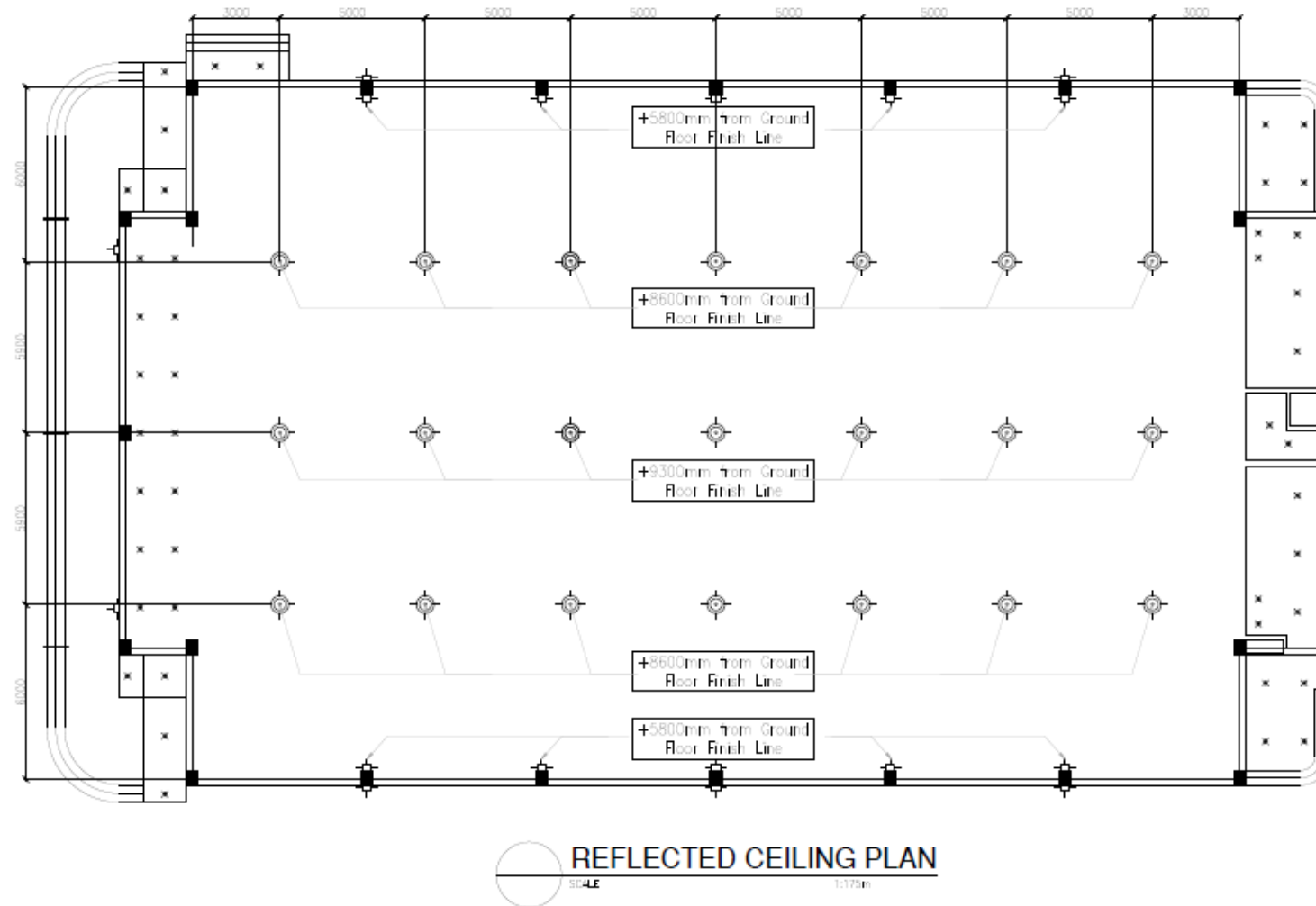


DOOR 1 ELEVATION DESCRIPTION: ALUMINUM FRAME GLASS DOOR WITH ALUMINUM FRAME AND GLASS PANELS. LOCATION: GYM.	DOOR 2 ELEVATION DESCRIPTION: ALUMINUM FRAME GLASS DOOR WITH ALUMINUM FRAME AND GLASS PANELS. LOCATION: GYM.	DOOR 3 ELEVATION DESCRIPTION: ALUMINUM FRAME GLASS DOOR WITH ALUMINUM FRAME AND GLASS PANELS. LOCATION: GYM.
DOOR 4 ELEVATION DESCRIPTION: ALUMINUM FRAME GLASS DOOR WITH ALUMINUM FRAME AND GLASS PANELS. LOCATION: GYM.	DOOR 5 ELEVATION DESCRIPTION: ALUMINUM FRAME GLASS DOOR WITH ALUMINUM FRAME AND GLASS PANELS. LOCATION: GYM.	DOOR 6 ELEVATION DESCRIPTION: ALUMINUM FRAME GLASS DOOR WITH ALUMINUM FRAME AND GLASS PANELS. LOCATION: GYM.




DOORS SCHEDULE
1:175

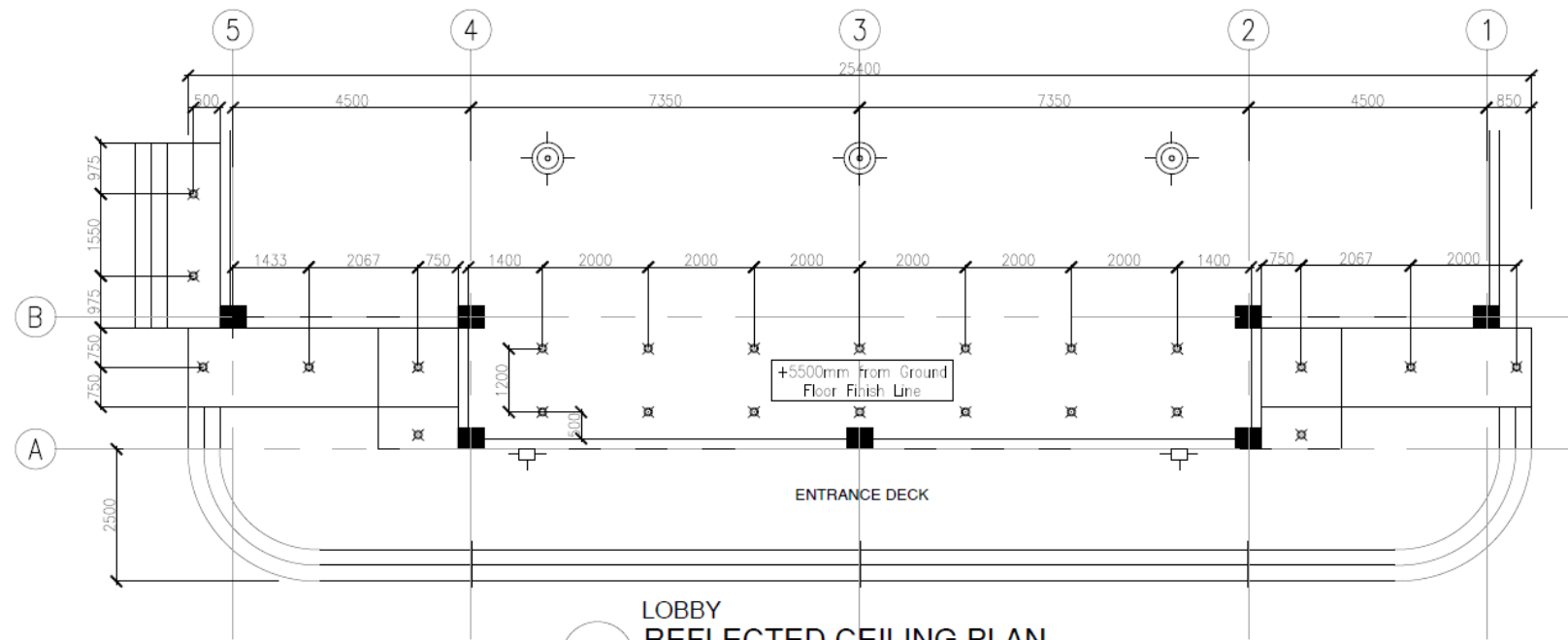
WINDOW 1 ELEVATION DESCRIPTION: ALUMINUM FRAME GLASS WINDOW WITH ALUMINUM FRAME AND GLASS PANELS. LOCATION: GYM.	WINDOW 2 ELEVATION DESCRIPTION: ALUMINUM FRAME GLASS WINDOW WITH ALUMINUM FRAME AND GLASS PANELS. LOCATION: GYM.	WINDOW 3 ELEVATION DESCRIPTION: ALUMINUM FRAME GLASS WINDOW WITH ALUMINUM FRAME AND GLASS PANELS. LOCATION: GYM.	WINDOW 4 ELEVATION DESCRIPTION: ALUMINUM FRAME GLASS WINDOW WITH ALUMINUM FRAME AND GLASS PANELS. LOCATION: GYM.	WINDOW 5 ELEVATION DESCRIPTION: ALUMINUM FRAME GLASS WINDOW WITH ALUMINUM FRAME AND GLASS PANELS. LOCATION: GYM.	WINDOW 6 ELEVATION DESCRIPTION: ALUMINUM FRAME GLASS WINDOW WITH ALUMINUM FRAME AND GLASS PANELS. LOCATION: GYM.

WINDOWS SCHEDULE
1:175



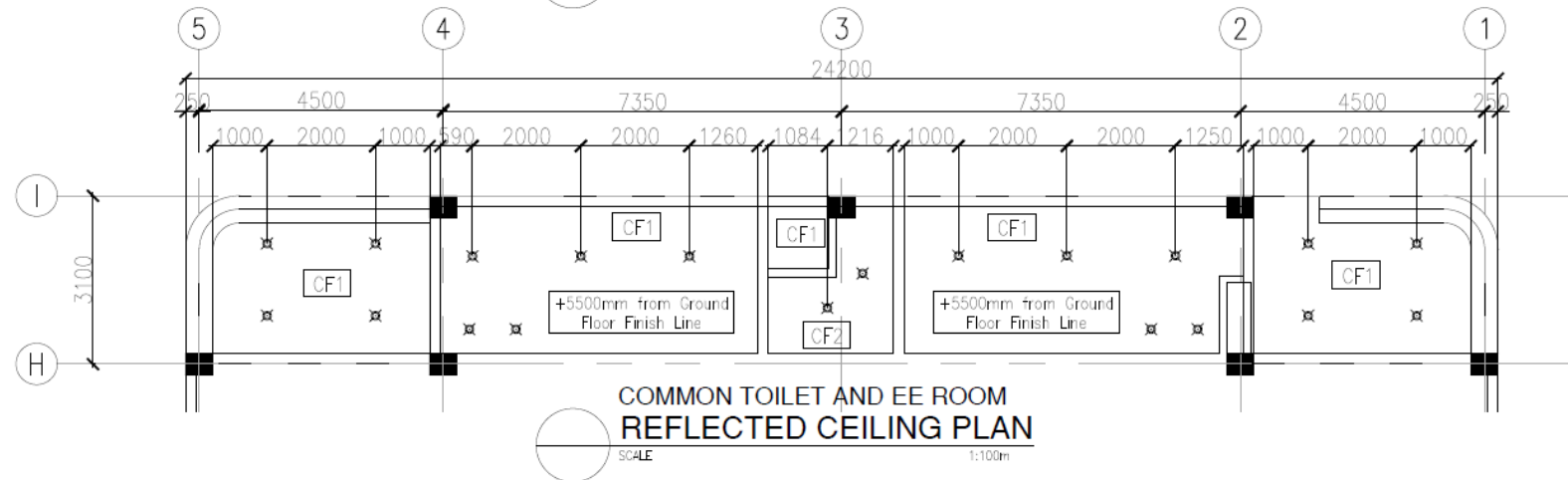
LEGEND:



-  200 WATTS HIGH BAY LIGHT
-  150 WATTS LED FLOOD LIGHT
-  12 WATTS LED DOWN LIGHT

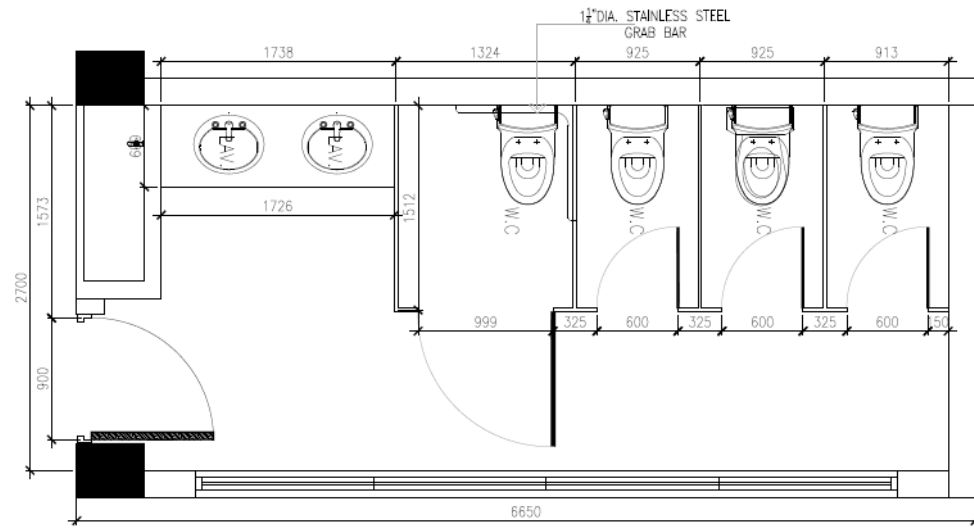


LEGEND:

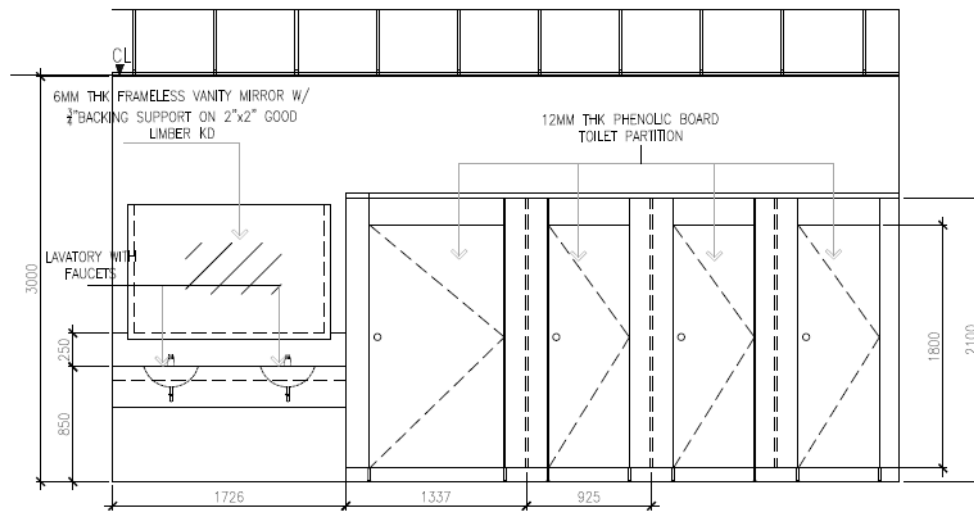
-  150 WATTS LED FLOOD LIGHT
-  12 WATTS LED DOWN LIGHT



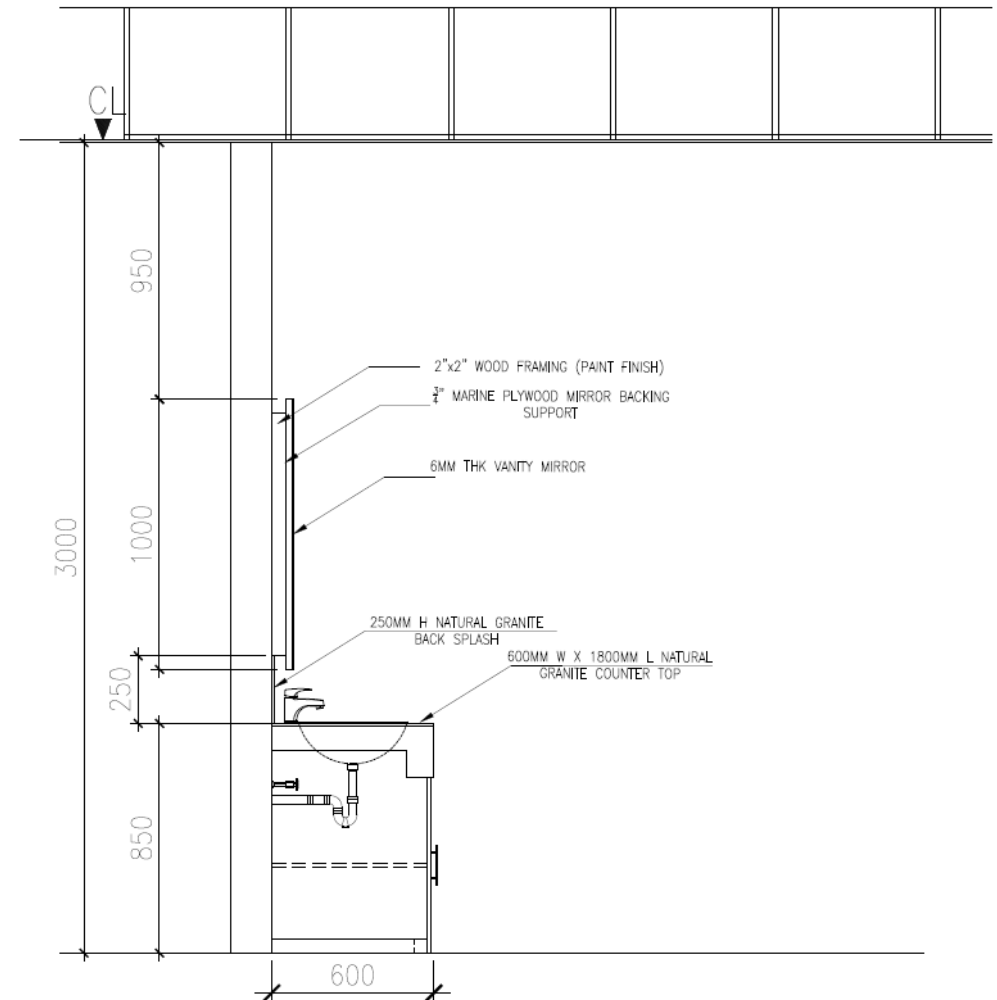
-  6MM THK FIBER CEMENT B.D ON LIGHT GA METAL FRAME ON PAINTED FINISH
-  BARE CEILING



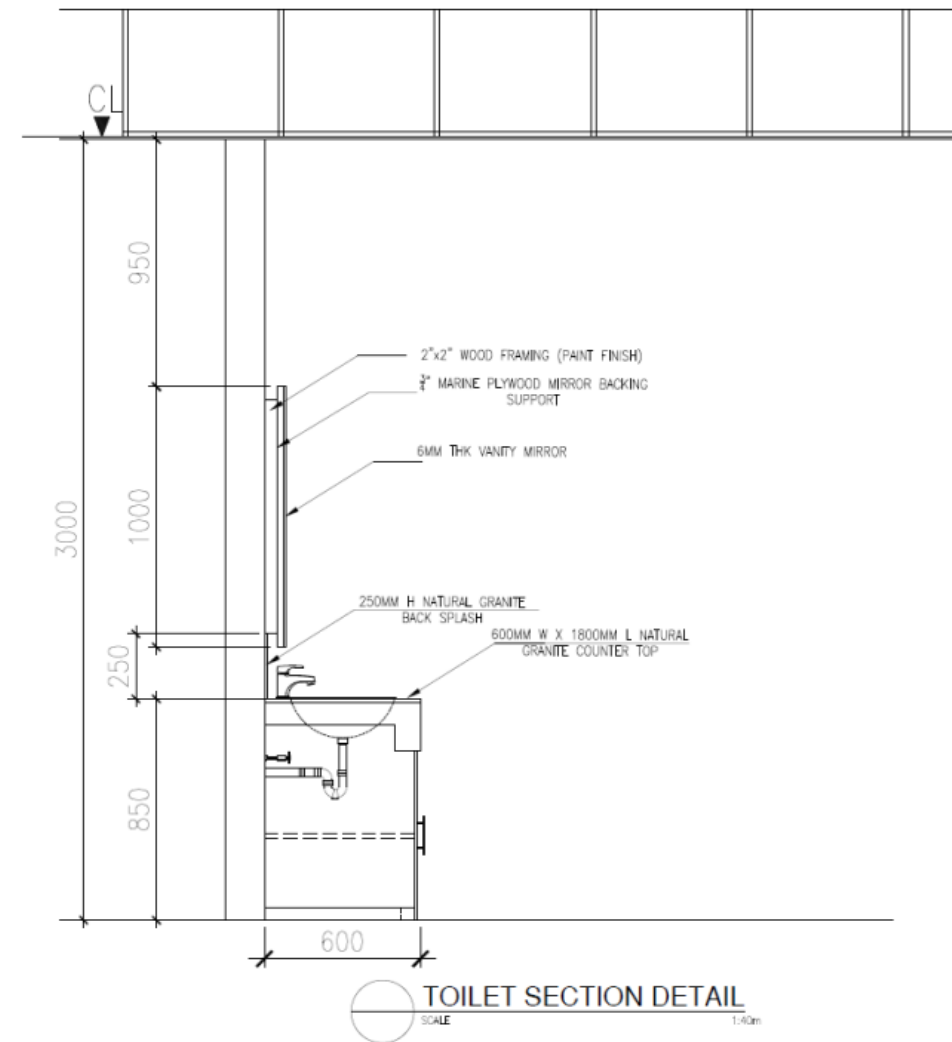
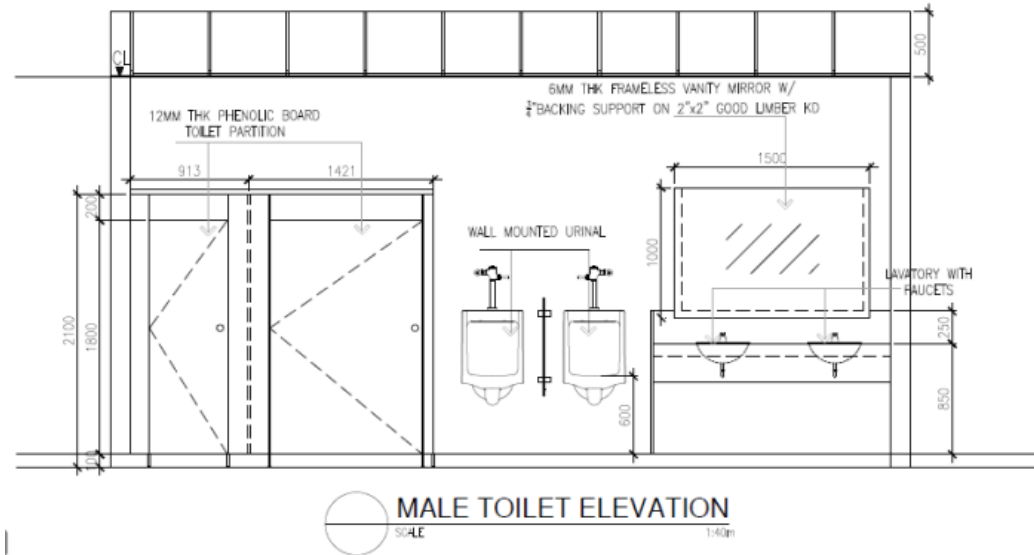
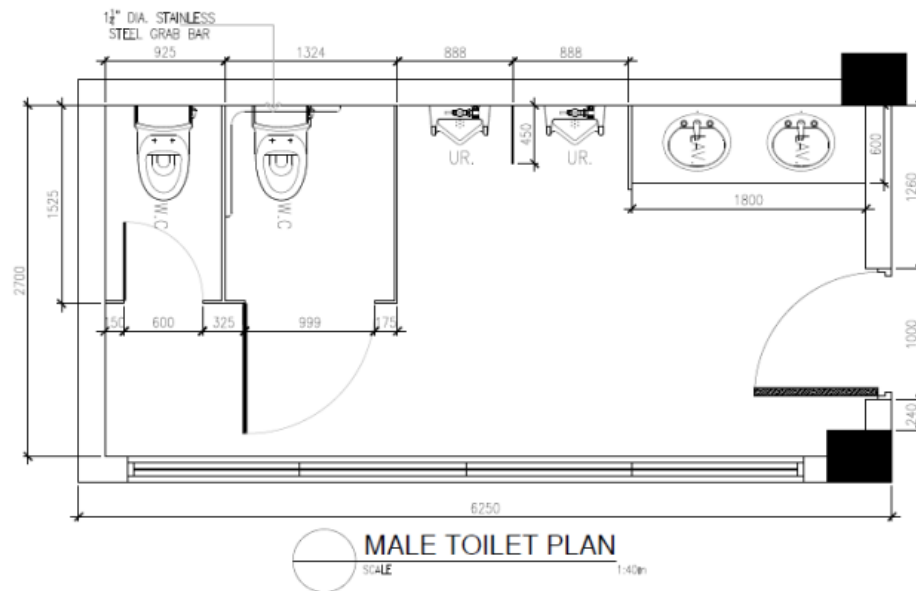
FEMALE TOILET PLAN
SCALE 1:40m

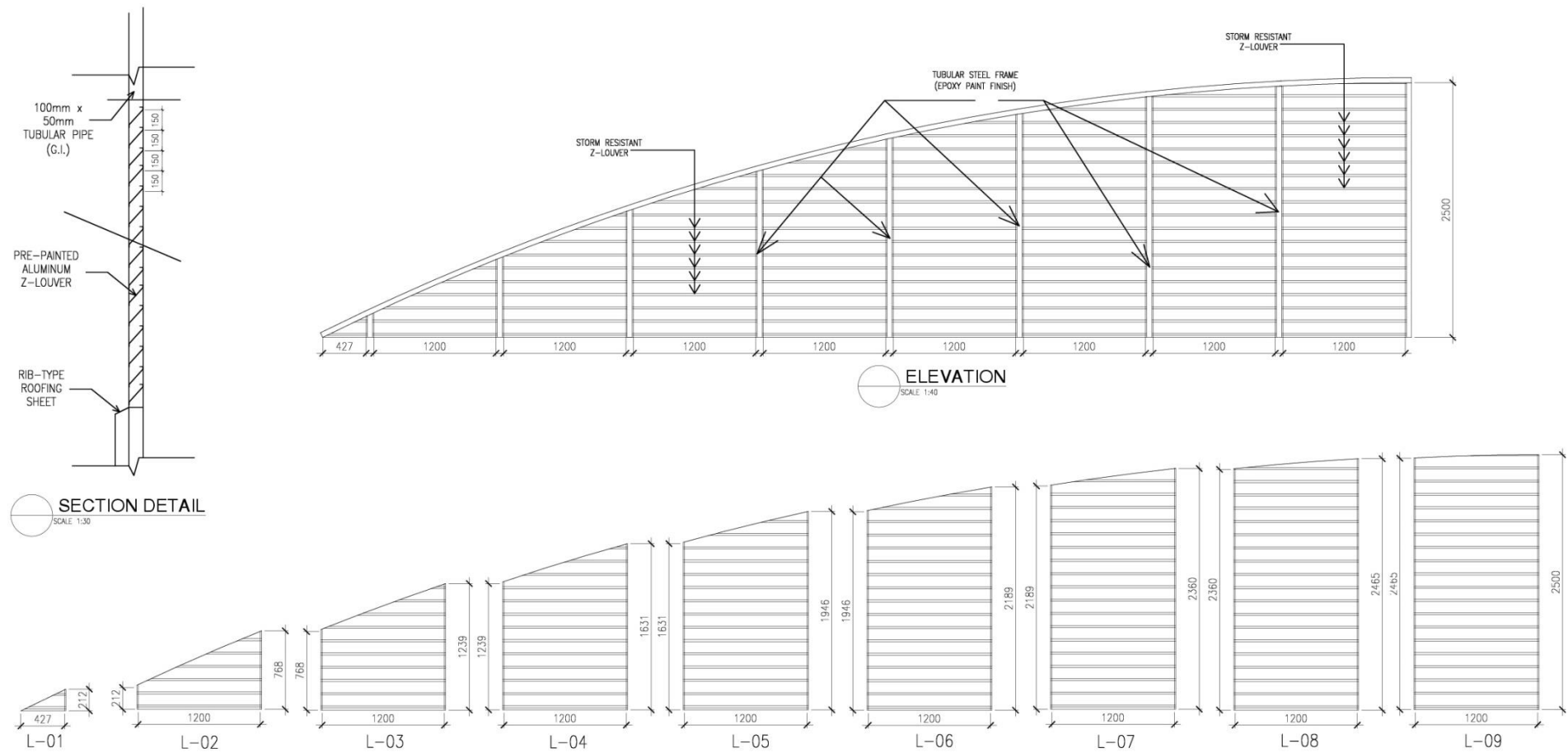


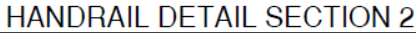
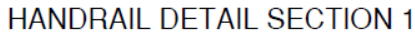
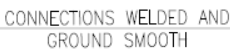
FEMALE TOILET ELEVATION
SCALE 1:40m

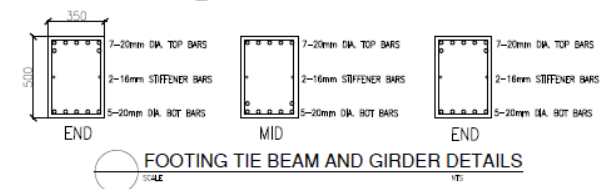
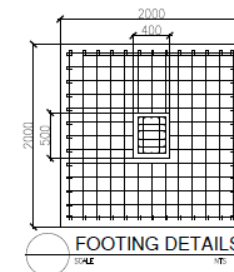
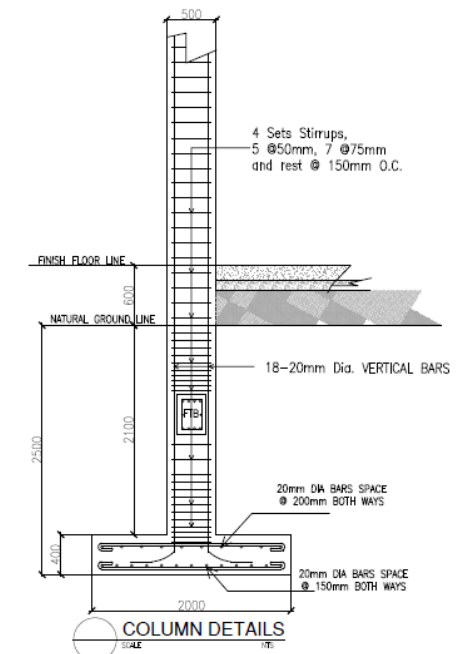
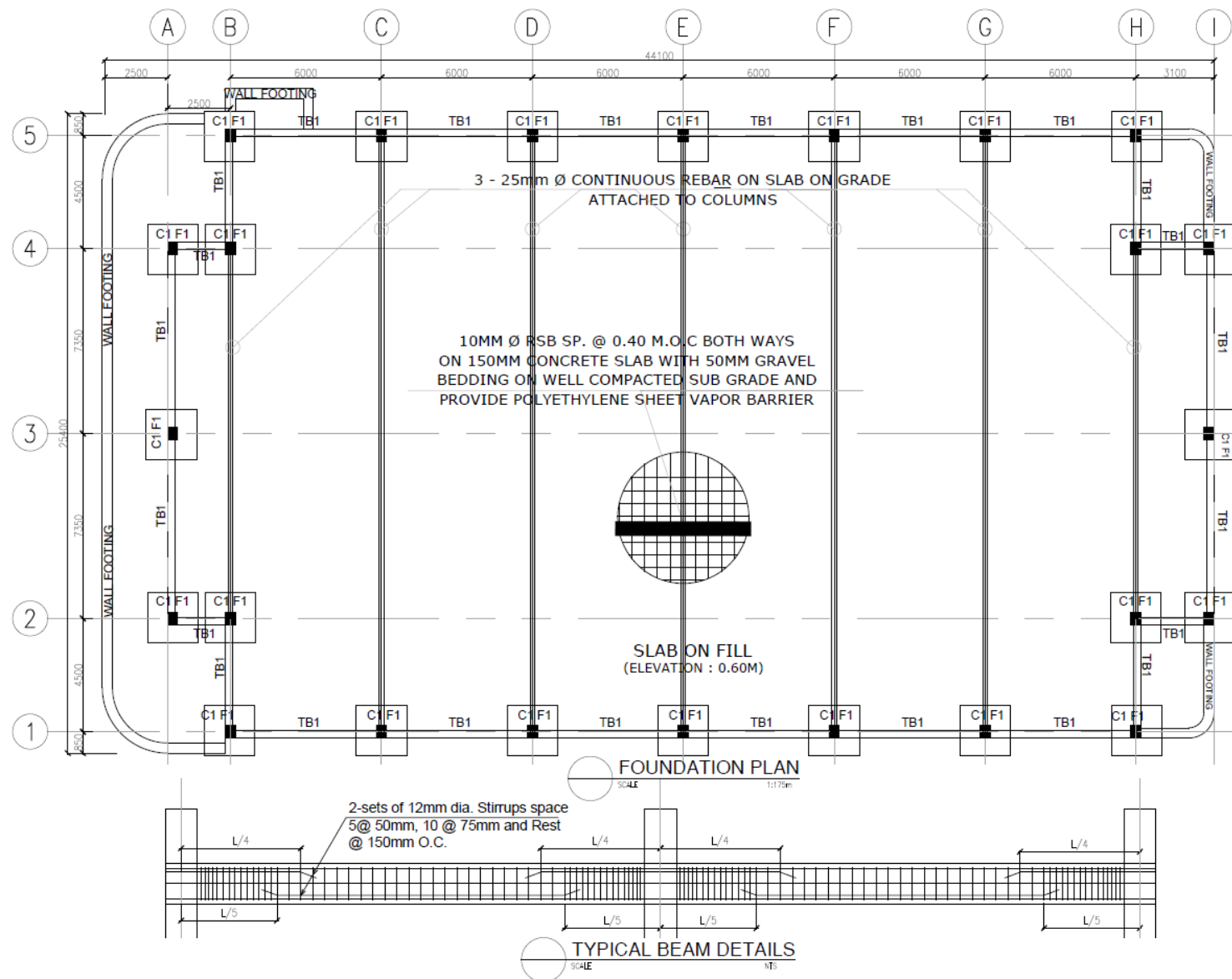


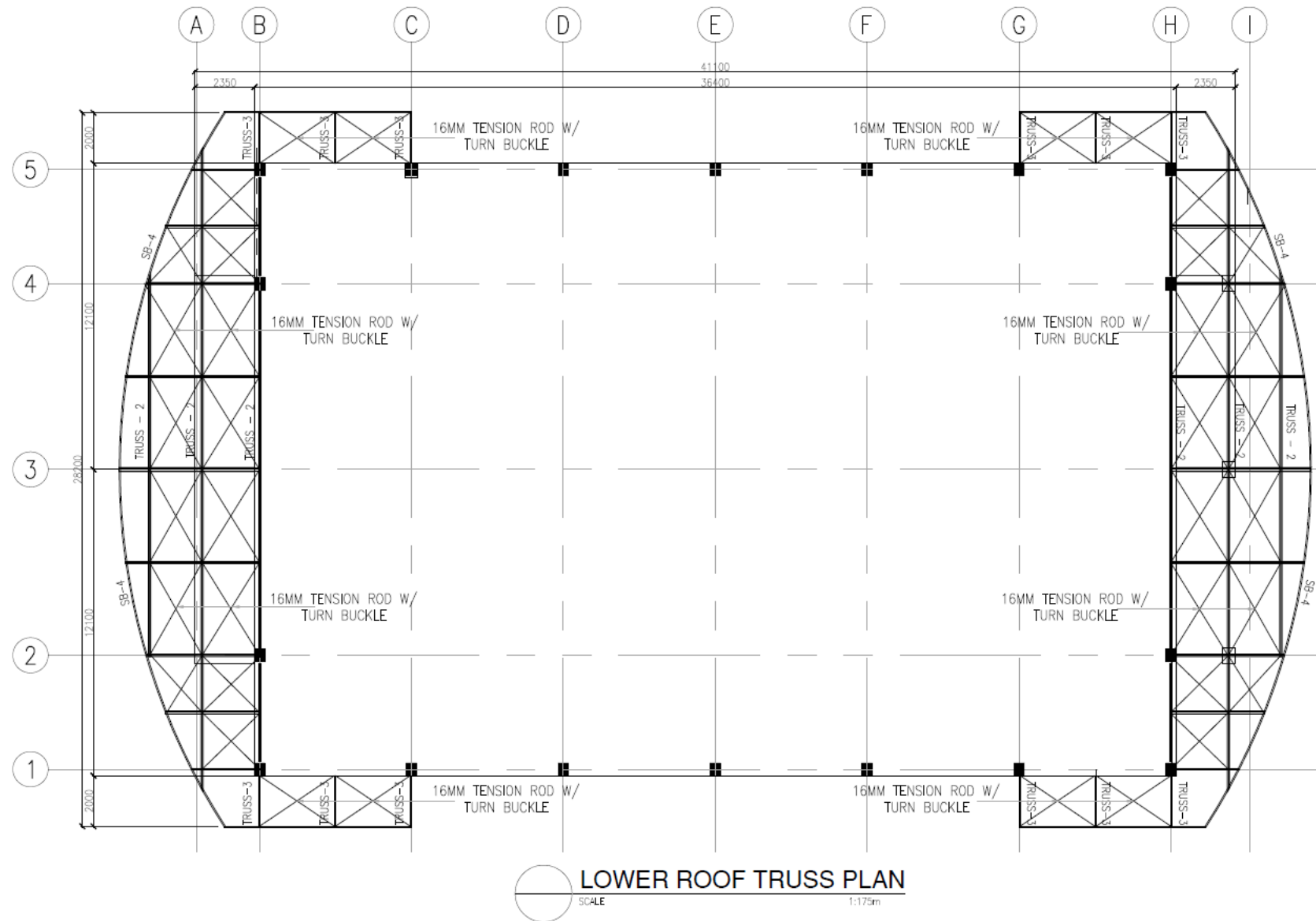
TOILET SECTION DETAIL
SCALE 1:40m

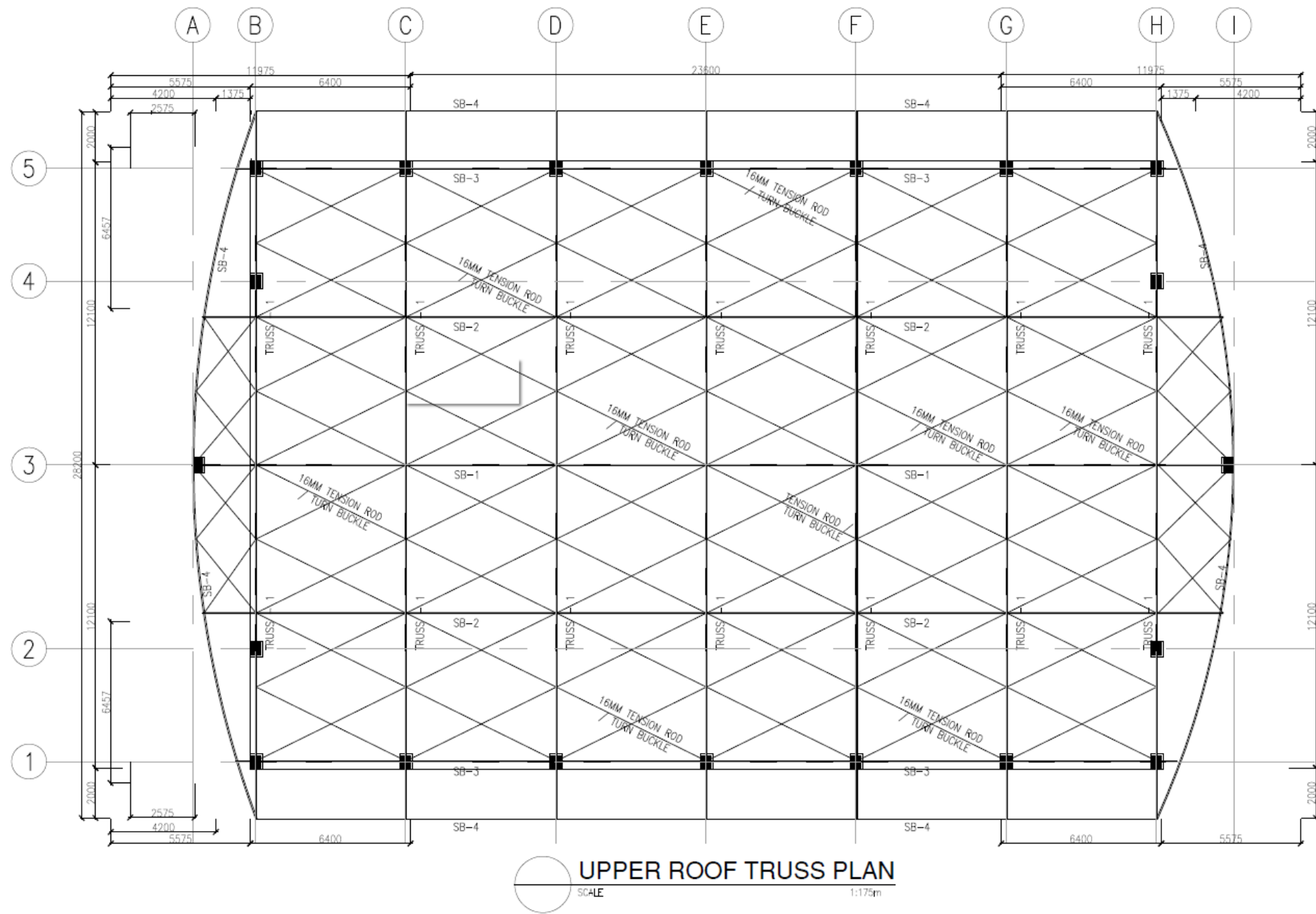


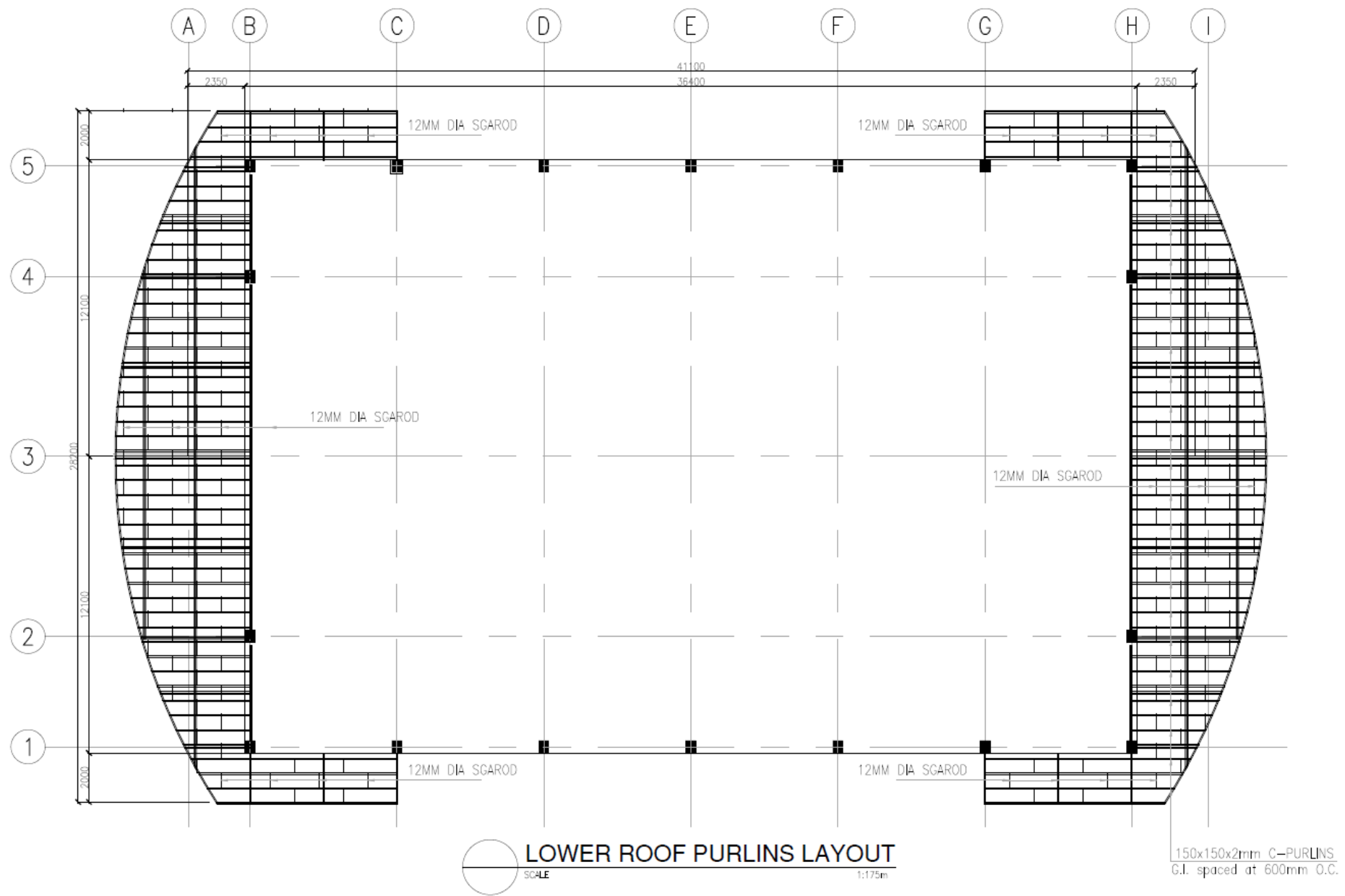





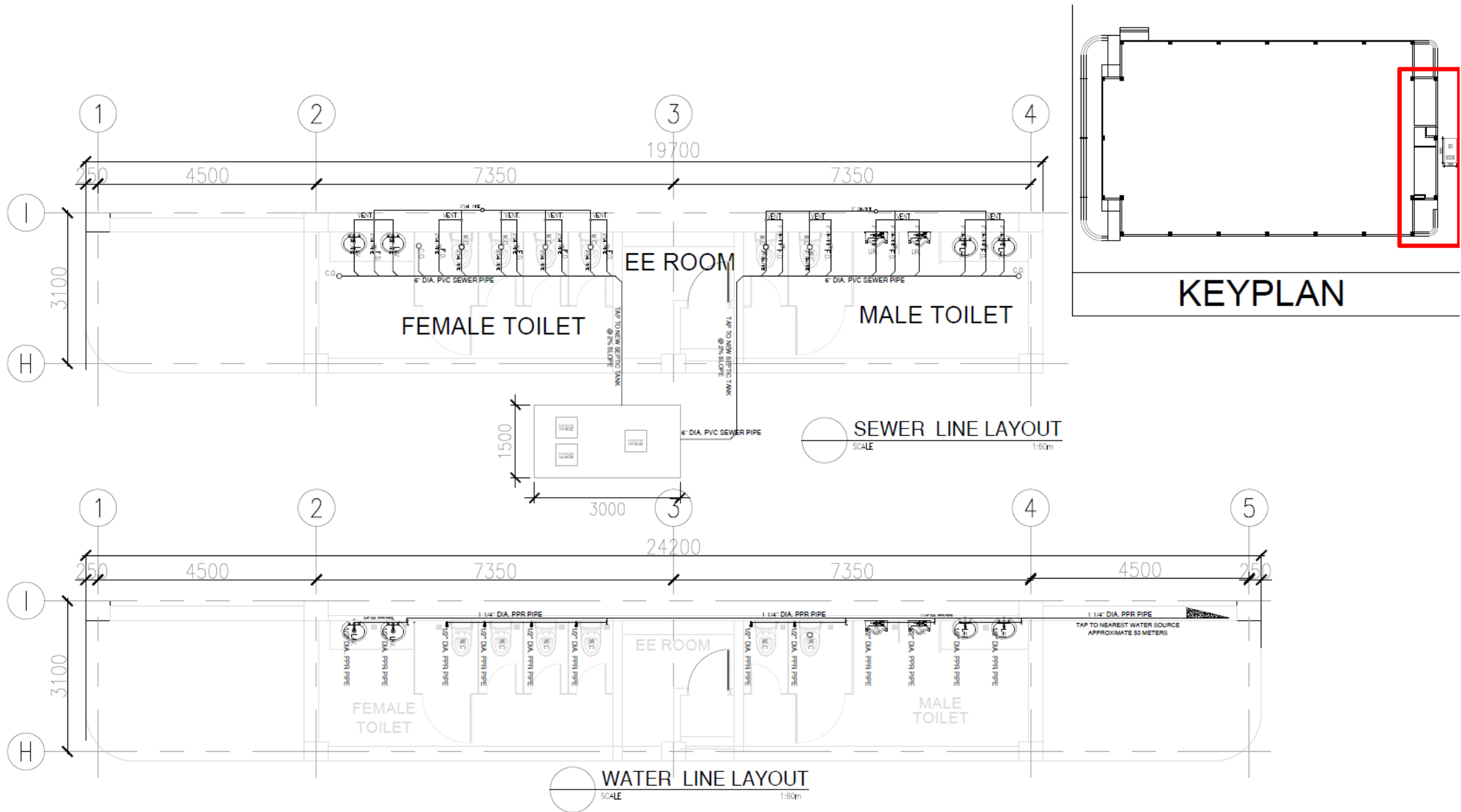


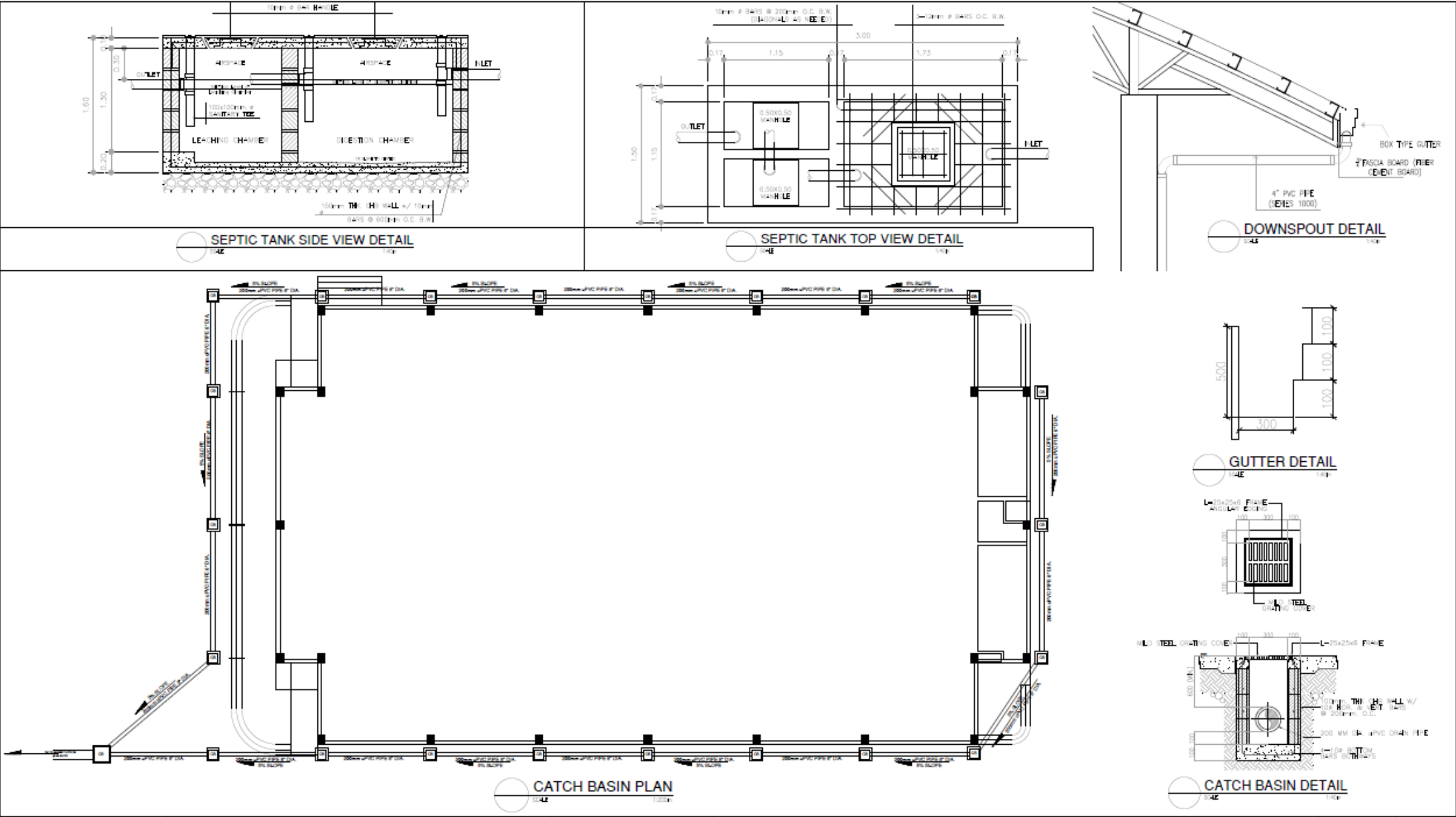












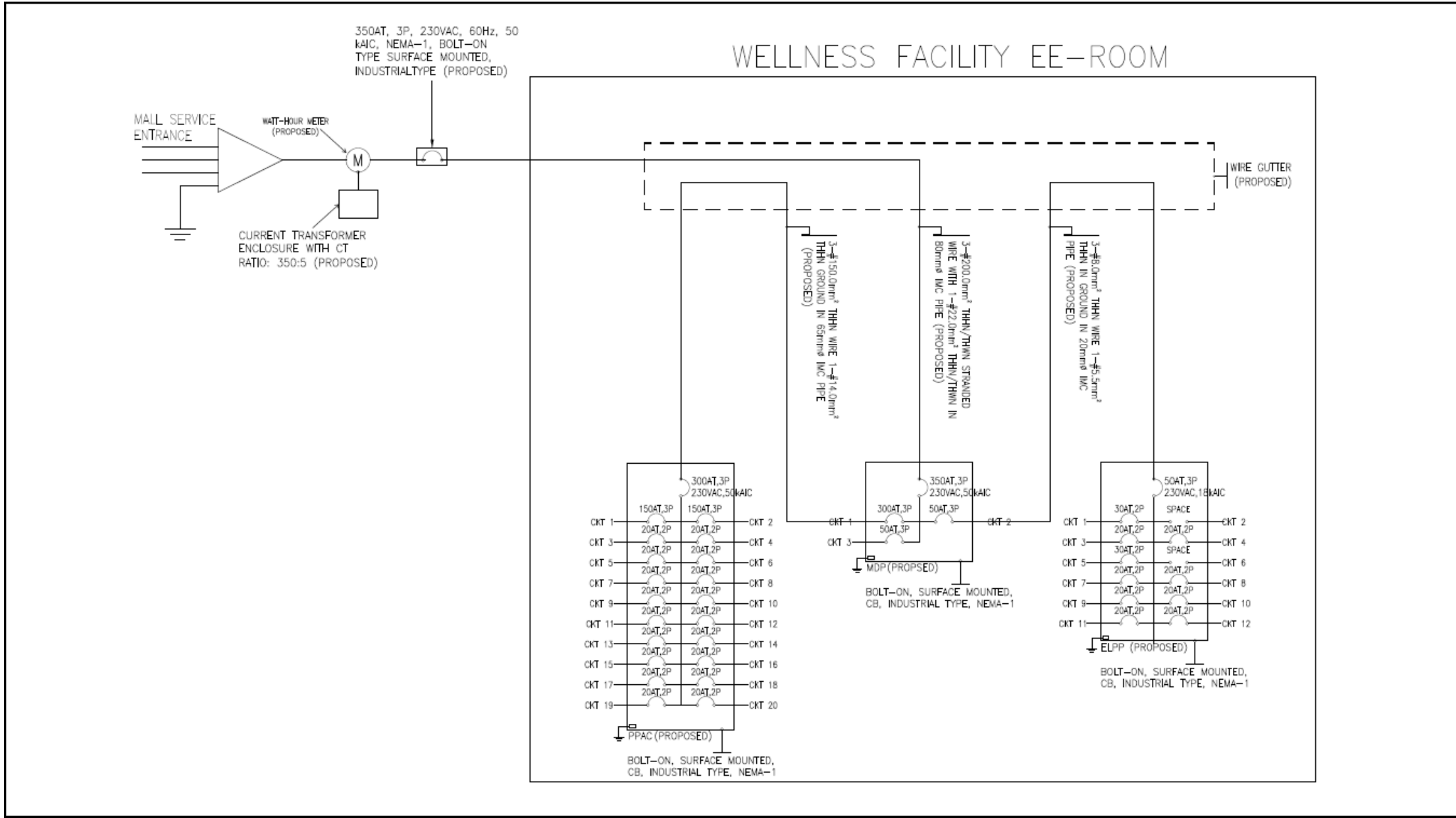
GENERAL NOTES

1. ALL ELECTRICAL WORKS HEREIN SHALL BE DONE IN ACCORDANCE WITH THE PROVISIONS OF THE LATEST EDITION OF THE PHILIPPINE ELECTRICAL CODE (PEC), LAWS AND ORDINANCES OF THE LOCAL CODE ENFORCING AUTHORITIES AND REQUIREMENT OF THE LOCAL POWER AND TELEPHONE COMPANY.
2. SERVICE POWER SHALL BE 230 VOLTS, THREE PHASE, 3 WIRES + 1 GROUND, 60 HZ.
3. SMALLEST BRANCH CIRCUIT WIRE SHALL BE 3.5 MM² THHN FOR POWER AND LIGHTING AND SHALL BE INSULATED FOR 600 VOLTS.
4. WHENEVER NECESSARY PROVIDE PULL BOX OF PROPER SIZE AND DIMENSION ALTHOUGH NOT INDICATED IN THE PLAN.
5. ALL BRANCH CIRCUIT SHALL BE INSTALLED AS INDICATED IN THE PLAN, INDIVIDUAL BRANCH CIRCUIT HOMERUNS SHALL NOT BE COMBINED IN THE SAME CONDUIT.
6. ALL SWITCHES, PANEL BOARDS, LIGHTING FIXTURES AND ALL NON-CURRENT CARRYING METAL PARTS SHALL BE PROPERLY GROUNDED IN ACCORDANCE WITH THE LATEST EDITION OF THE PEC.
7. ROUGHING-IN CONDUITS SHALL BE OF APPROVED TYPE AND APPLICATION, RSC EXPOSED, IMC AND PVC FOR LATERAL AND EMBEDDED LAY-OUT.
8. THE ELECTRICAL CONTRACTOR IS REQUIRED TO VISIT AND SURVEY THE SITE TO ASCERTAIN THE LOCAL CONDITION THAT MAY AFFECT DURING THE IMPLEMENTATION OF THE PROJECT.
9. ALL AREA AFFECTED BY THE CHIPPING/REMOVAL WORKS SHALL BE PATCHED OR RESTORED TO ITS ORIGINAL AESTHETIC CONDITION.
10. MOUNTING HEIGHTS SHALL BE AS FOLLOWS:

PANELBOARD	---	1.40 m ABOVE FINISHED FLOOR
SWITCHES	---	1.40 m ABOVE FINISHED FLOOR
CONVENIENCE OUTLETS	---	0.30 m ABOVE FINISHED FLOOR (FOR WALL MOUNTED)
	---	MODULAR RACEWAY (ON MODULAR WORKSTATIONS)
11. ALL ELECTRICAL WORKS HEREIN SHALL BE DONE UNDER THE SUPERVISION OF DULY LICENSED ELECTRICAL ENGINEER OR MASTER ELECTRICIAN.

SYMBOLS & LEGEND:

	DUPLEX CONVENIENCE OUTLET, 3 PRONG, PARALLEL SLOT WITH GROUND, 15A, 2P 230V BY UPS POWER IN FLUSH MOUNTED TYPE WITH OFF-WHITE PLATE COVER
	DUPLEX CONVENIENCE OUTLET, 3 PRONG, PARALLEL SLOT WITH GROUND, 15A, 2P 230V BY NORMAL POWER IN FLUSH MOUNTED TYPE WITH BEIGE PLATE COVER
	POP-UP DUPLEX CONVENIENCE OUTLET, 3 PRONG, PARALLEL SLOT WITH GROUND, 15A, 2P 230V BY NORMAL POWER IN FLUSH MOUNTED TYPE WITH BEIGE PLATE COVER
	HIGH BAY, 200WATTS, 6500K COLOR TEMPERATURE, 130 LUMEN/W, 100-305 VAC, 50,000 HOURS DESIGN LIFE
	FLOODLIGHT, 150WATTS, 6500K COLOR TEMPERATURE, 120 LUMEN/W, 100-305VAC, 60HZ, 50,000 HOURS DESIGN LIFE
	PANEL LIGHT / DOWN LIGHTING FIXTURE, PANEL LIGHT/DOWNLIGHT, 12WATTS, 6500K COLOR TEMPERATURE, 110 LUMEN/W, 180-305VAC, 60HZ, ATLEAST 40,000 HOURS DESIGN LIFE MIN.
	EXHAUST FAN, CEILING MOUNTED, 55-WATTS MIN., 90-120CFM MIN., 230V, 60HZ, WITH GRILL SHUTTER/ LOUVER OR ITS APPROVED TYPE EQUIVALENT
	ENTRANCE/EXIT LIGHT 3-5WATTS (MINIMUM) LED, 220VAC,
	EMERGENCY LIGHT, 2X3-5W MIN. LED, 220V, SEALED LEAD ACID BATTERY
	DISTRIBUTION PANEL
	ECB, NEMA 3R ENCLOSURE, INDUSTRIAL TYPE (OUTDOOR)
	ONE GANG SWITCH, SINGLE POLE 15A, 250 V FLUSH TYPE (NATIONAL/PANASONIC BRAND)
	TWO GANG SWITCH, SINGLE POLE 15A, 250 V FLUSH TYPE (NATIONAL/PANASONIC BRAND)
	THREE GANG SWITCH, SINGLE POLE 15A, 250 V FLUSH TYPE (NATIONAL/PANASONIC BRAND)
	CIRCUIT DESIGNATION
	BRANCH CIRCUIT HOMERUN
	DATA OUTLET
	POP-UP DATA OUTLET
	FABRICATED/COSTUMIZED POP-UP SPEAKER OUTLET



(MDP): 350AT/400AF MAIN, THREE PHASE, 230VAC, 60Hz, 50kAIC, SURFACE MOUNTED, BOLT-ON CB NEMA I TYPE (EXISTING)

CIRCUIT NO.	BRANCH CIRCUIT				LOAD DESCRIPTION	NO. OF OUTLETS	VOLT AMPERE	AMPERE				SIZE OF WIRES AND CONDUITS
	AT	POLE	KAIC	VOLT				AB	CA	BC	ABC	
1	300	3	50	230	PP-A/C	-	80,676	4.74	4.74	4.74	194.30	3-#150.0mm ² THHN WIRE 1-#14.0mm ² THHN GROUND IN 65mm \varnothing IMC PIPE
2	50	3	18	230	LPP	-	14,991	21.78	21.57	21.83		3-#8.0mm ² THHN WIRE 1-#5.5mm ² THHN IN GROUND IN 20mm \varnothing IMC PIPE
3	50	3	18	230	SPARE	-	5,000				12.55	---
TOTAL :							100,667	26.52	26.31	26.57	206.85	3-#200.0mm ² THHN/THWN STRANDED WIRE WITH 1-#22.0mm ² THHN/THWN IN 80mm \varnothing IMC PIPE

COMPUTATION:

TOTAL COMPUTED LOAD:
= (206.85 + (26.57X1.732) + (0.25X194.30)) X 80%
= 241.16 AMPS

SIZE OF DISCONNECT, WIRES AND CONDUIT:
= 1.25(241.16)
= 301.45 AMPS

MAIN: 350 AMPS, THREE PHASE, 230VAC, 60HZ., 50 KAIC
USE : 3-#200.0mm² THHN/THWN STRANDED WIRE WITH
1-#22.0mm² THHN/THWN IN 80mm \varnothing IMC PIPE

(LPP): 50AT/100AF MAIN, THREE PHASE, 230VAC, 60Hz, 18kAIC, SURFACE MOUNTED, BOLT-ON CB NEMA I TYPE (PROPOSED)

CIRCUIT NO.	BRANCH CIRCUIT				LOAD DESCRIPTION	SWITCHES				NO. OF OUTLETS	VOLT AMPERE	AMPERE			SIZE OF WIRES AND CONDUITS
	AT	POLE	KAIC	VOLT		S ₁	S ₂	S ₃	S ₄			AB	CA	BC	
1	30	2	18	230	HIGH BAY & FLOOD LIGHT 2	-	1	-	-	16	2,570	11.17			2-#5.5.0mm ² THHN WIRE IN 20mm \varnothing PVC PIPE
2	-	-	-	230	SPACE	-	-	-	-	-	-	-			---
3	20	2	10	230	TOILET	-	4	-	-	42	1,568		6.82		2-#5.5.0mm ² THHN WIRE IN 20mm \varnothing PVC PIPE
4	20	2	10	230	LOBBY	-	1	-	-	31	333		1.45		2-#5.5.0mm ² THHN WIRE IN 20mm \varnothing PVC PIPE
5	30	2	18	230	HIGH BAY & FLOOD LIGHT 1	-	1	-	-	18	3,020			13.13	2-#5.5.0mm ² THHN WIRE IN 20mm \varnothing PVC PIPE
6	-	-	-	230	SPACE	-	-	-	-	-	-			-	---
7	20	2	10	230	POP-UP	-	-	-	-	8	1,440	6.26			2-#3.5.0mm ² THHN WIRE 1-3.5mm ² THHN GROUND IN 20mm \varnothing PVC PIPE
8	20	2	10	230	FDAS	-	-	-	-	-	1,000	4.35			---
9	20	2	10	230	PERIMETER 1	-	-	-	-	8	1,440		6.26		2-#3.5.0mm ² THHN WIRE 1-3.5mm ² THHN GROUND IN 20mm \varnothing PVC PIPE
10	20	2	10	230	PERIMETER 2	-	-	-	-	9	1,620		7.04		2-#3.5.0mm ² THHN WIRE 1-3.5mm ² THHN GROUND IN 20mm \varnothing PVC PIPE
11	20	2	10	230	SPARE	-	-	-	-	-	1,000			4.35	---
12	20	2	10	230	SPARE	-	-	-	-	-	1,000			4.35	---
TOTAL :						-	7	-	-	132	14,991	21.78	21.57	21.83	3-#8.0mm ² THHN WIRE 1-#5.5mm ² THHN IN GROUND IN 20mm \varnothing IMC PIPE

COMPUTATION:

TOTAL COMPUTED LOAD:
= 21.83 X 1.732 X 80%
= 30.25 AMPS

SIZE OF DISCONNECT, WIRES AND CONDUIT:
= 1.25(30.25)
= 37.81 AMPS

MAIN: 50 AMPS, THREE PHASE, 230VAC, 60HZ., 18 KAIC
USE : 3-#8.0mm² THHN WIRE
1-#5.5mm² THHN IN GROUND IN 20mm \varnothing IMC PIPE

(PP-A/C): 300AT/350AF MAIN, THREE PHASE, 230VAC, 60Hz, 50kAIC, SURFACE MOUNTED, BOLT-ON CB NEMA I TYPE (PROPOSED)

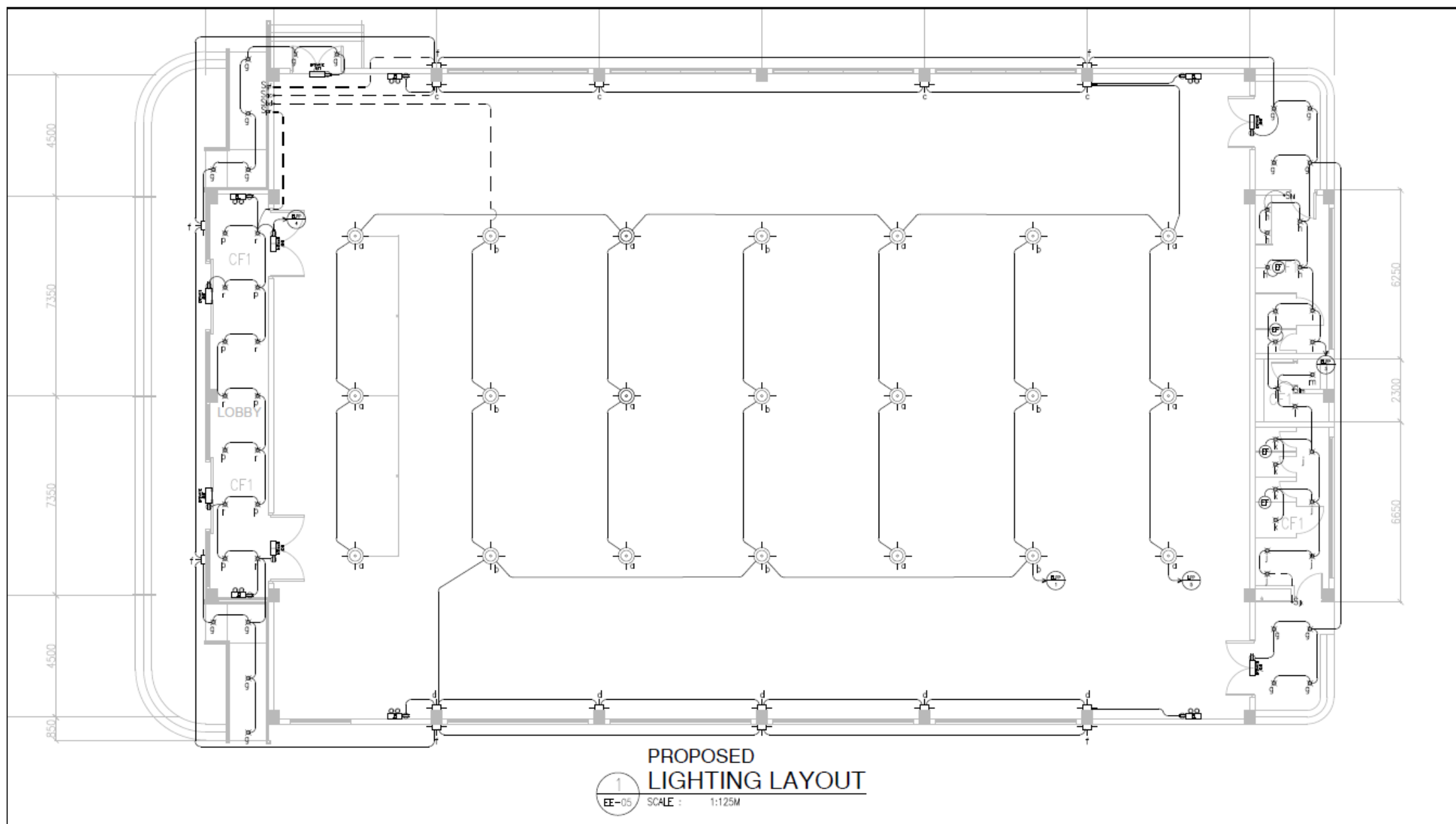
CIRCUIT NO.	BRANCH CIRCUIT				LOAD DESCRIPTION	FCU NO.	VOLT AMPERE	AMPERE				SIZE OF WIRES AND CONDUITS
	AT	POLE	kAIC	VOLT				AB	CA	BC	ABC	
1	150	3	50	230	ACCU 1	—	38,700				97.15	3-50.5mm ² THHN WIRE 1-8.0mm ² THHN GROUND IN 40mm ² IMC PIPE
2	150	3	50	230	ACCU 2	—	38,700				97.15	3-50.5mm ² THHN WIRE 1-8.0mm ² THHN GROUND IN 40mm ² IMC PIPE
3	20	2	10	230	FCU 1	—	182	0.79				2-3.5mm ² THHN WIRE 1-3.5mm ² THHN GROUND IN 20mm ² IMC PIPE
4	20	2	10	230	FCU 2	—	182	0.79				2-3.5mm ² THHN WIRE 1-3.5mm ² THHN GROUND IN 20mm ² IMC PIPE
5	20	2	10	230	FCU 3	—	182		0.79			2-3.5mm ² THHN WIRE 1-3.5mm ² THHN GROUND IN 20mm ² IMC PIPE
6	20	2	10	230	FCU 4	—	182		0.79			2-3.5mm ² THHN WIRE 1-3.5mm ² THHN GROUND IN 20mm ² IMC PIPE
7	20	2	10	230	FCU 5	—	182			0.79		2-3.5mm ² THHN WIRE 1-3.5mm ² THHN GROUND IN 20mm ² IMC PIPE
8	20	2	10	230	FCU 6	—	182			0.79		2-3.5mm ² THHN WIRE 1-3.5mm ² THHN GROUND IN 20mm ² IMC PIPE
9	20	2	10	230	FCU 7	—	182	0.79				2-3.5mm ² THHN WIRE 1-3.5mm ² THHN GROUND IN 20mm ² IMC PIPE
10	20	2	10	230	FCU 8	—	182	0.79				2-3.5mm ² THHN WIRE 1-3.5mm ² THHN GROUND IN 20mm ² IMC PIPE
11	20	2	10	230	FCU 9	—	182		0.79			2-3.5mm ² THHN WIRE 1-3.5mm ² THHN GROUND IN 20mm ² IMC PIPE
12	20	2	10	230	FCU 10	—	182		0.79			2-3.5mm ² THHN WIRE 1-3.5mm ² THHN GROUND IN 20mm ² IMC PIPE
13	20	2	10	230	FCU 11	—	182			0.79		2-3.5mm ² THHN WIRE 1-3.5mm ² THHN GROUND IN 20mm ² IMC PIPE
14	20	2	10	230	FCU 12	—	182			0.79		2-3.5mm ² THHN WIRE 1-3.5mm ² THHN GROUND IN 20mm ² IMC PIPE
15	20	2	10	230	FCU 13	—	182	0.79				2-3.5mm ² THHN WIRE 1-3.5mm ² THHN GROUND IN 20mm ² IMC PIPE
16	20	2	10	230	FCU 14	—	182	0.79				2-3.5mm ² THHN WIRE 1-3.5mm ² THHN GROUND IN 20mm ² IMC PIPE
17	20	2	10	230	FCU 15	—	182		0.79			2-3.5mm ² THHN WIRE 1-3.5mm ² THHN GROUND IN 20mm ² IMC PIPE
18	20	2	10	230	FCU 16	—	182		0.79			2-3.5mm ² THHN WIRE 1-3.5mm ² THHN GROUND IN 20mm ² IMC PIPE
19	20	2	10	230	SPARE	—	182			0.79		
20	20	2	10	230	SPARE	—	182			0.79		
TOTAL :						—	80,676	4.74	4.74	4.74	194.30	3-#150.0mm ² THHN WIRE 1-#14.0mm ² THHN GROUND IN 65mm ² IMC PIPE

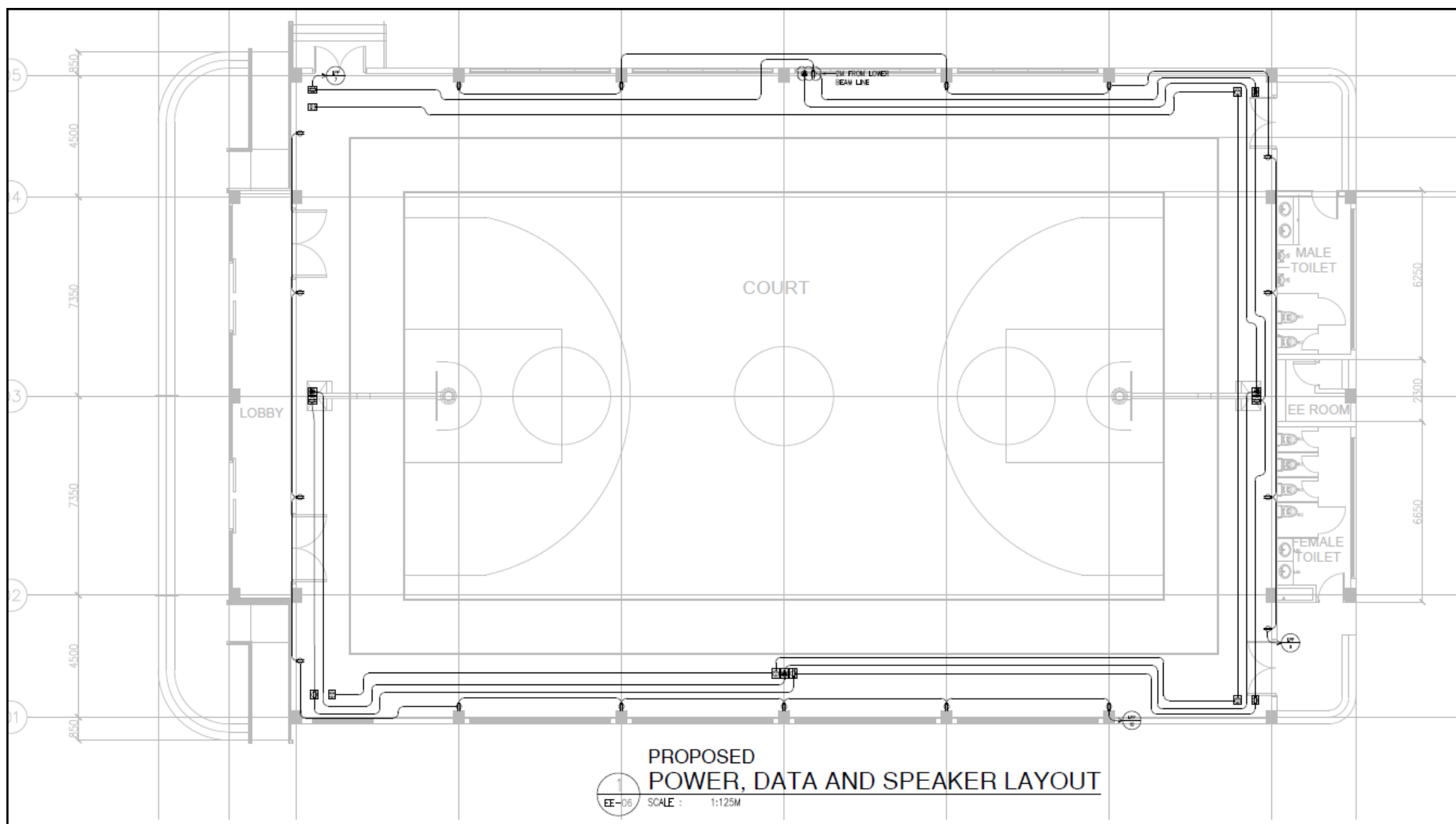
COMPUTATION:

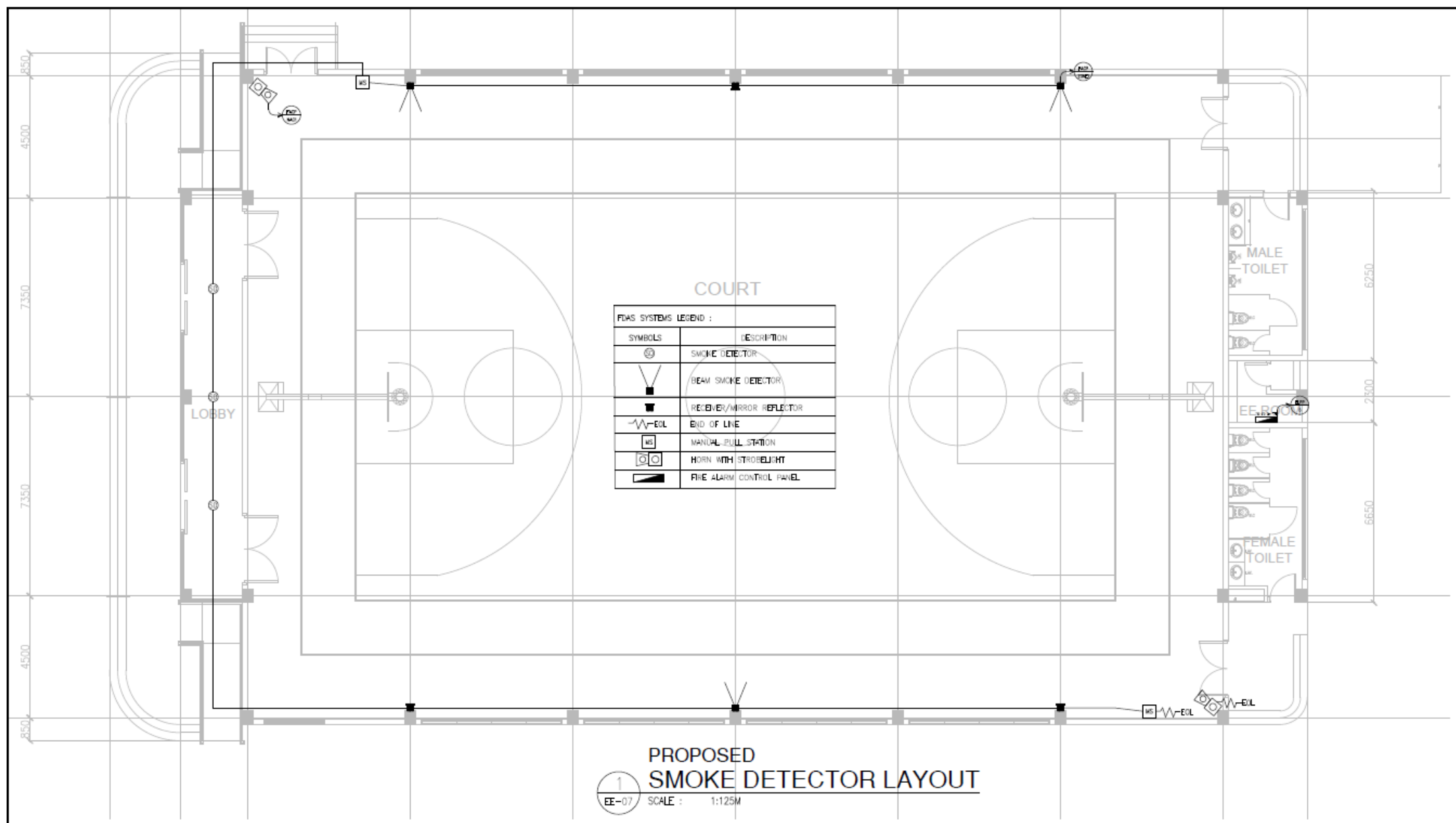
TOTAL COMPUTED LOAD:
= (194.30) + (4.74X1.732) + (0.25X97.15)
= 226.79 X 100%

SIZE OF DISCONNECT, WIRES AND CONDUIT:
= 1.25(226.79)
= 283.48 AMPS

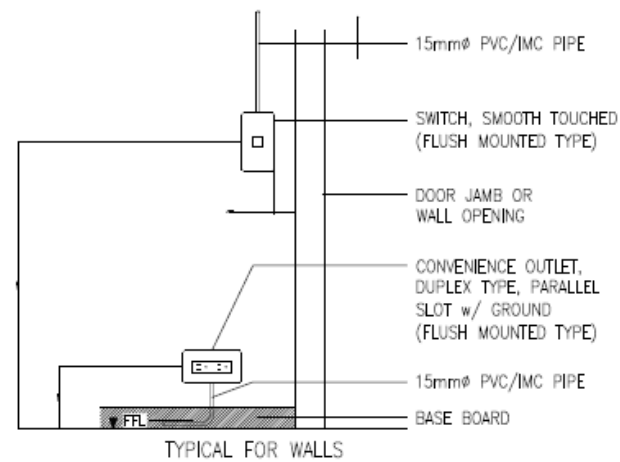
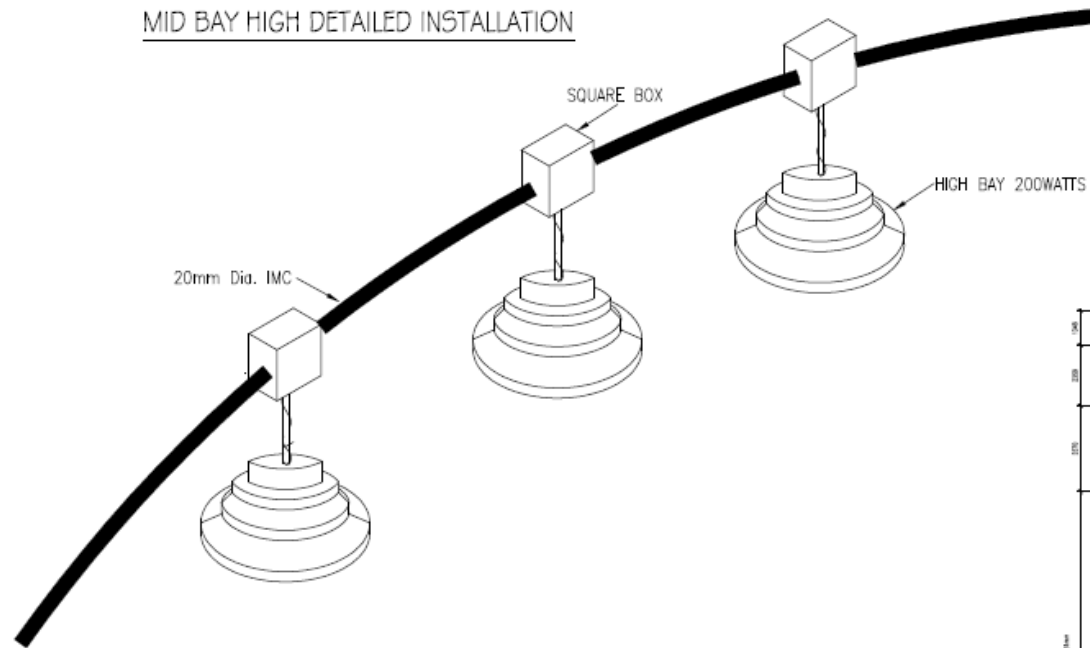
MAIN: 300 AMPS, THREE PHASE, 230VAC, 60HZ., 50 kAIC
USE : 3-#150.0mm² THHN WIRE
1-#14.0mm² THHN GROUND IN 65mm² IMC PIPE



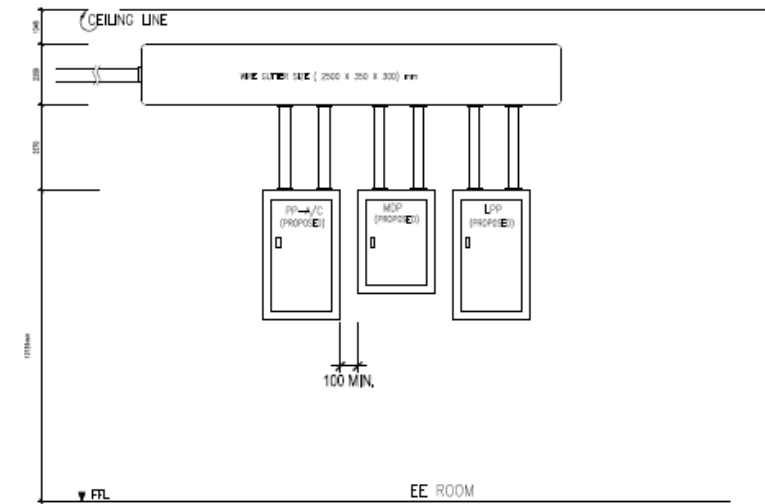




MID BAY HIGH DETAILED INSTALLATION



PANEL BOARD ARRANGEMENT



Section VIII. Bill of Quantities

efl

PROJECT : Construction of Wellness Facility
LOCATION : East Triangle Property, East Avenue, Quezon City
PROJECT IDENTIFICATION NO. : ITB-SSS-CIVIL-2025-_____

BILL OF QUANTITIES FORM												
ITEM NO.	DESCRIPTION	QTY	UNIT	MATERIALS		LABOR & EQPT		TOTAL MAT'L, LABOR AND EQPT COST	MOB. / DEMOB.	MARK-UP	VAT	TOTAL COST
				UNIT COST	AMOUNT	UNIT COST	AMOUNT					
(A)	(B)	(C)	(D)	(E)	(F) C x E	(G)	(H) C x G	(I) F + H	(J) % x I	(K) % x J	(L) % x (J + K)	(M) J + K + L
I.	GENERAL REQUIREMENTS											
	1.0 Permits/Clerances and Related Requirements											
	Processing/securing of necessary permits and clearances including preparation and reproduction of signed-and-sealed plans/drawings, design computations/analyses, fees and other requirements:											
	1.1 Locational Clearance including lot survey and location plans/drawings, duly signed-and-sealed by the contractor's Geodetic Engineer	1.00	lot		0.00		0.00	0.00			0.00	0.00
	1.2 Building and occupancy permits including utilities connection: - Preparation/reproduction of complete sets of construction and as-built plans/drawings duly signed and sealed by the contractor's Civil Engineer/Architect, Electrical Engineer, Mechanical Engineer - Design computations/analyses duly signed and sealed by the contractor's Structural Engineer - Electrical power and water connections including connection fees/charges and documentary requirements	1.00	lot		0.00		0.00	0.00			0.00	0.00
	1.3 Geotechnical/Soil Investigation with 2 boreholes (minimum), laboratory tests including preparation and reproduction of geotechnical reports/analysis duly signed and sealed by the contractor's Geodetic Engineer	1.00	lot		0.00		0.00	0.00			0.00	0.00
	2.0 Construction Safety Requirements - Provision of safety signages/devices, approved Construction Safety and Health Program, construction PPEs (hard hat, safety goggles/masks, safety shoes, ear plugs) and medicine cabinet with first aid kits	1.00	lot		0.00		0.00	0.00			0.00	0.00
	3.0 Temporary Facilities											
	3.1 Provision of temporary board-up/site enclosure using G.I. Pipe Sched. 20, pre-painted Gauge 24 G.I. Roofing 8' ft, rib-type, with complete accessories (Total length (±) 170 linear meters) including project billboards	1.00	lot		0.00		0.0	0.00			0.00	0.00
	3.2 Temporary facilities (warehouse/barracks) including temporary utilities connections (water/electrical)	1.00	lot		0.00		0.0	0.00			0.00	0.00
	4.0 Hauling and disposal of debris, excess/unusable materials, etc.	1.00	lot		0.00		0.0	0.00			0.00	0.00
	SUBTOTAL I											-
II	SITE DEVELOPMENT WORKS											
	1.0 Structural excavation including site clearing and restoration of existing arterial roads and structures affected by the construction works	1.00	lot				0.00	0.00			0.00	0.00
	2.0 Embankment from Structural Excavation	1.00	lot				0.00	0.00			0.00	0.00
	3.0 Embankment from Borrow Soil	1.00	lot				0.00	0.00			0.00	0.00
	4.0 Soil Poisoning and Moisture / Vapor Barriers	1.00	lot		0.00		0.00	0.00			0.00	0.00
	SUBTOTAL II											-
III	STRUCTURAL WORKS											
	1.0 Footing 1 (4000Psi)	24.00	sets		0.00		0.00	0.00			0.00	0.00
	2.0 Column 1	24.00	sets		0.00		0.00	0.00			0.00	0.00
	3.0 FTB	115.00	ln.m		0.00		0.00	0.00			0.00	0.00
	4.0 Roof Beam	115.00	ln.m		0.00		0.00	0.00			0.00	0.00
	5.0 Concrete Slab (Slab on-grade 0.15m thick)	144.30	cu.m		0.00		0.00	0.00			0.00	0.00
	6.0 Formworks (2 usage)	151.16	sq.m		0.00		0.00	0.00			0.00	0.00

ITEM NO.	DESCRIPTION	QTY	UNIT	MATERIALS		LABOR & EQPT		TOTAL MAT'L, LABOR AND EQPT COST	MOB. / DEMOB.	MARK-UP	VAT	TOTAL COST
				UNIT COST	AMOUNT	UNIT COST	AMOUNT					
	SUBTOTAL III											-
IV.	ROOFING WORKS											
1.0	Fabrication/installation of Steel Truss:											
1.1	Truss 1	198.10	ln.m		0.00		0.00	0.00			0.00	0.00
1.2	Truss 2	80.91	ln.m		0.00		0.00	0.00			0.00	0.00
1.3	Truss 3	12.00	sets		0.00		0.00	0.00			0.00	0.00
2.0	Sway Braces:											-
2.1	Sway Brace 1	121.20	ln.m		0.00		0.00	0.00			0.00	0.00
2.2	Sway Brace 2	80.49	ln.m		0.00		0.00	0.00			0.00	0.00
2.3	Sway Brace 3	40.00	ln.m		0.00		0.00	0.00			0.00	0.00
2.4	Sway Brace 4	75.67	ln.m		0.00		0.00	0.00			0.00	0.00
3.0	Installation of fascia boards, Flashing and Gutter including framing/supports	221.99	ln.m		0.00		0.00	0.00			0.00	0.00
4.0	Fabrication/installation of base plate and anchor bolts with 50mm thk, non-shrink grout	18.00	sets		0.00		0.00	0.00			0.00	0.00
5.0	Installation of roofing sheets including C-purlins, sag rods and thermal insulation	1,301.80	sq.m		0.00		0.00	0.00			0.00	0.00
	SUBTOTAL IV											-
V	CIVIL-ARCHITECTURAL WORKS											
1.0	Masonry/Concreting Works											
1.1	CHB laying	780.20	sq.m		0.00		0.00	0.00			0.00	0.00
1.2	Plastering works (25mm thk)	1,564.49	sq.m		0.00		0.00	0.00			0.00	0.00
1.3	Lavatory concrete counter with natural granite countertop	2.00	sets		0.00		0.00	0.00			0.00	0.00
2.0	Doors											-
2.1	Automatic/Sensor-type Sliding glass door, 12mm thk tempered clear glass Tempered clear glass, FD 100 top & bottom aluminum Frame in powder coated finish, complete with fittings, hardwares and accessories and automatic sensor slider, mechanism lockset, vinyl frosted sticker and cut out vinyl sticker signage (Dimension: 2400mm H x 2100mm W)	10.08	sq.m		0.00		0.00	0.00			0.00	0.00
2.2	Double Leaf Frameless Glass Doors (12mm thk tempered clear glass on FD 100 top and bottom frame with H-Type Stainless Steel Door Handles 1200mmL x 1" Dia. and Lockset. Complete w/ Patch Fittings, Hardwares & Accessories, w/ Vinyl Frosted Sticker, cut-out vinyl sticker signage and stainless steel door stopper with rubber bumper (2.1m H x 2mW)	4.20	set		0.00		0.00	0.00			0.00	0.00
2.3	Double Leaf Steel Door (Ga. 18 Steel) complete with door jambs (Ga. 18 Steel), cylindrical lockset (lever-type) and dead bolt lock ((2.4mH x 2.1mW) (Back Door)	2.00	sets		0.00		0.00	0.00			0.00	0.00
2.4	Single Leaf Steel Door (Ga. 18 Steel) complete with door jambs (Ga. 18 Steel), cylindrical lockset (lever-type) and dead bolt lock (2.1mH x .9mW) (Electrical Room)	1.00	set		0.00		0.00	0.00			0.00	0.00
2.5	Double-Leaf Solid Panel Door and Lock. Complete w/ Patch Fittings, Hardwares & Accessories (2.4mH x 2.1mW) with H-Type Stainless Steel Door Handles 1200mmL x 1" Dia. (Lobby)	2.00	sets		0.00		0.00	0.00			0.00	0.00
2.6	Hollow Core Wood Door with Jamb, HPL Wood Grain Laminated Finish with Lever Type Door Lock Set, Door Closer and Hinges (Comfort Room)	2.00	sets		0.00		0.00	0.00			0.00	0.00
3.0	Glass Wall and Windows											-
3.1	Glass Wall Partitions (12mm thk tempered fixed clear glass panel on powder coated aluminum perimeter frame and frameless interior panel	10.56	sq.m		0.00		0.00	0.00			0.00	0.00
3.2	Glass Window(6mm thk tempered fixed clear glass panel on aluminum framing with grills (Awning-type Window)	187.74	sq.m		0.00		0.00	0.00			0.00	0.00
4.0	Aluminum Louver											-
4.1	Aluminum Z-Louver (150mm W x .6mm thk) on G.I Metal Framing	1.00	lot		0.00		0.00	0.00			0.00	0.00

ITEM NO.	DESCRIPTION	QTY	UNIT	MATERIALS		LABOR & EQPT		TOTAL MAT'L LABOR AND EQPT COST	MOB. / DEMOB.	MARK-UP	VAT	TOTAL COST
				UNIT COST	AMOUNT	UNIT COST	AMOUNT					
5.0	Specialty Works											-
5.1	Toilet Partition											
5.1.1	12mm Thk Phenolic Board Anti-Bacterial, Water Proof Toilet Partition with back to back High Pressure Laminate. Including: Self Closing Hinges, Indicator Lockset, Bottom Support, Adjustable Feet, Wall Bracket, Hook, Knob Handle, Top Rail, L-Bracket	29.16	sq.m		0.00		0.00	0.00			0.00	0.00
5.2	Railings											-
5.2.1	Provision of Stainless Steel railings	1.00	lot		0.00		0.00	0.00			0.00	0.00
5.3	Wood Plank with Rubberized Paint (FIBA standard) including floor leveling (see details on plan)	535.70	sq.m		0.00		0.00	0.00			0.00	0.00
5.4	Concrete floor in rubberizedpaint (FIBA standard) including floor leveling and painted logo	345.00	sq.m		0.00		0.00	0.00			0.00	0.00
5.5	Acrylic Logo/Name with Sticker (building facade)	1.00	lot		0.00		0.00	0.00			0.00	0.00
5.6	Steel Bleacher with high backrest moulded high-density polyethylene (HDPE) seats with UV Protection with Bolts and nuts (14-seats/set)	8.00	sets		0.00		0.00	0.00			0.00	0.00
5.7	Foldable Chair	30.00	unit		0.00		0.00	0.00			0.00	0.00
5.8	Movable and Adjustable Ring Stand including 3/4" Fiberglass Board with Nuts and Screw including basketball rim (FIBA Standard basketball rim) with game clock stop indicator	2.00	sets		0.00		0.00	0.00			0.00	0.00
5.9	Multifunction scoreboard with 120-meter viewing distance (indicators: Game clock Time, Game Clock Stop Indicator, Scores, Period Number, Time out Countdown, Time Out Indicators, Team Fouls)	1.00	unit		0.00		0.00	0.00			0.00	0.00
6.0	Tile Works including waterproofing works (3 coats)											
6.1	Porcelain Tiles (600mm x 600mm) (Floor)	197.68	sq.m		0.00		0.00	0.00			0.00	0.00
7.0	Painting Works											-
7.1	Masonry surfaces/areas	1,698.89	sq.m		0.00		0.00	0.00			0.00	0.00
7.2	Metal surfaces/areas	956.13	sq.m		0.00		0.00	0.00			0.00	0.00
7.3	Wood surfaces/areas	8.40	sq.m		0.00		0.00	0.00			0.00	0.00
8.0	Ceiling Works											-
8.1	Installation of Fiber cement board on light metal frames painted Fiber Cement Board (Lobby and Comfort Room), 1.2m x 2.4m x 6mm (Moisture Resistant), Carrying Channel, 12mm x 38mm x 5m, ga.20, Double Furring Channel, 19mm x 50mm x 5m, ga.25, 1/8" x 3/8" (4-4) blind rivets, W-Clip, double, Suspension Clip & Rod Joiner #8, Powerload & Drive Pin (threaded), Steel angle 50mm x 50mm x 6mm thk, Hanger Rod, #8, Ficem screw 1" (Needle pt.), Concrete Nail 1"	70.38	area		0.00		0.00	0.00			0.00	0.00
	SUBTOTAL V											-
VI	SANITARY/PLUMBING WORKS											
1.0	Waterlines											
1.1	Provision of Water Lines (to be tapped at the nearest water supply)	1.00	lot		0.00		0.00	0.00			0.00	0.00
2.0	Sewer Lines											
2.1	Provision of Waste Water and Sewer Lines (to be tapped at the nearest outflow)	1.00	lot		0.00		0.00	0.00			0.00	0.00
3.0	Plumbing Fixtures/Accessories											
3.1	Watercloset with tank, elongated complete with fittings & accessories, HCG	6.00	pcs		0.00		0.00	0.00			0.00	0.00
3.2	Wall-hung Urinal w/ Push-Button Flush, w/ complete fittings & accessories	2.00	pcs		0.00		0.00	0.00			0.00	0.00
3.3	Undercounter lavatory 540 x 425 x 170mm, complete with fittings and accessories	4.00	pcs		0.00		0.00	0.00			0.00	0.00
3.4	Lavatory Faucet, stainless steel, single-lever faucet including pop-up drain, P-trap, flexible hose, angle valve complete with fittings & accessories	4.00	pcs		0.00		0.00	0.00			0.00	0.00
3.5	Bidet spray, handheld, stainless steel w/ complete fittings & accessories	6.00	pcs		0.00		0.00	0.00			0.00	0.00
3.6	Tissue Holder, stainless steel	6.00	pcs		0.00		0.00	0.00			0.00	0.00

ITEM NO.	DESCRIPTION		QTY	UNIT	MATERIALS		LABOR & EQPT		TOTAL MAT'L, LABOR AND EQPT COST	MOB. / DEMOB.	MARK-UP	VAT	TOTAL COST
					UNIT COST	AMOUNT	UNIT COST	AMOUNT					
	3.7	P-trap stainless steel	6.00	pcs		0.00		0.00	0.00			0.00	0.00
	3.8	Angle valve, 1/2"	12.00	pcs		0.00		0.00	0.00			0.00	0.00
	3.9	Floor drain, stainless steel	10.00	pcs		0.00		0.00	0.00			0.00	0.00
	3.10	Facial Mirror, 6mm thick x 600mm x 800mm with aluminum frame ,backing board and clip	4.00	pcs		0.00		0.00	0.00			0.00	0.00
	3.11	Grab Bar, stainless steel (1500mm x 900mm 2" Dia. X 1.5mm thk) SS304	2.00	sets		0.00		0.00	0.00			0.00	0.00
	4.0	Construction of septic tank	1.00	lot		0.00		0.00	0.00			0.00	0.00
	5.0	Downspout/Storm Drainage (4" dia.PVC Pipe, Series 1000 complete with accessories and consumable materials)	1.00	lot		0.00		0.00	0.00			0.00	0.00
		SUBTOTAL VI											-
VII	ELECTRO MECHANICAL WORKS												
	1.0	Conduits & Fittings											
	1.1	80mmØ IMC Pipe	17	lg		0.00		0.00	0.00			0.00	0.00
	1.2	80mmØ IMC complete fittings and accessories such as but not limited to:	1	lot		0.00		0.00	0.00			0.00	0.00
		a. coupling adapter/connector											
		b.elbow											
		c. locknut and bushing											
	1.3	65mmØ IMC Pipe	1	lg		0.00		0.00	0.00			0.00	0.00
	1.4	65mmØ IMC complete fittings and accessories such as but not limited to:	1	lot		0.00		0.00	0.00			0.00	0.00
		a. coupling adapter/connector											
		b.elbow											
		c. locknut and bushing											
	1.5	20mmØ IMC Pipe	200	lg		0.00		0.00	0.00			0.00	0.00
	1.6	20mmØ IMC complete fittings and accessories such as but not limited to:	1	lot		0.00		0.00	0.00			0.00	0.00
		a. coupling adapter/connector											
		b.elbow											
		c. locknut and bushing											
	1.7	20mmØ PVC Pipe	100	lg		0.00		0.00	0.00			0.00	0.00
	1.8	20mmØ Flexible Metal Conduit (FMC)	107	lm		0.00		0.00	0.00			0.00	0.00
	1.9	20mmØ PVC& FMC complete fittings and accessories such as but not limited to:	1	lot		0.00		0.00	0.00			0.00	0.00
		a. coupling adapter/connector											
		b.elbow											
		c. locknut and bushing											
	2.0	Boxes											
	2.1	steel sheet gauge 16 Junction Box w/ plate cover	90	pcs		0.00		0.00	0.00			0.00	0.00
	2.2	Utility Box (4X2) Deep Type , 2" x 4", steel sheet gauge 16	49	pcs		0.00		0.00	0.00			0.00	0.00
	2.3	Wire Gutter, size (2500x350x300)mm, GA #16 w/cover	1	lot		0.00		0.00	0.00			0.00	0.00
	3.0	Wires / Cables											
	3.1	3.5mm2 THHN wire (lead free)	20	rolls		0.00		0.00	0.00			0.00	0.00
	3.2	Cat6	1	spool		0.00		0.00	0.00			0.00	0.00

ITEM NO.	DESCRIPTION		QTY	UNIT	MATERIALS		LABOR & EQPT		TOTAL MAT'L, LABOR AND EQPT COST	MOB. / DEMOB.	MARK-UP	VAT	TOTAL COST
					UNIT COST	AMOUNT	UNIT COST	AMOUNT					
3.3	TF#14		1	roll		0.00		0.00	0.00			0.00	0.00
3.4	5.5mm2 THHN wire (lead free)		5	lm		0.00		0.00	0.00			0.00	0.00
3.5	8.0mm2 THHN wire (lead free)		15	lm		0.00		0.00	0.00			0.00	0.00
3.6	14.0mm2 THHN wire (lead free)		5	lm		0.00		0.00	0.00			0.00	0.00
3.7	150.0mm2 THHN wire (lead free)		15	lm		0.00		0.00	0.00			0.00	0.00
3.8	22.0mm2 THHN wire (lead free)		50	lm		0.00		0.00	0.00			0.00	0.00
3.9	200.0mm2 THHN wire (lead free)		150	lm		0.00		0.00	0.00			0.00	0.00
4.0	Supply and installation of wiring devices/ lighting fixtures												
4.1	High Bay, 200watts, 6500k color temperature, 130 lumen/w, 100-305 vac, 50,000 hours design life		21	sets		0.00		0.00	0.00			0.00	0.00
4.2	Floodlight, 150watts, 6500k color temperature, 120 lumen/w, 100-305vac, 60hz, 50,000 hours design life		16	sets		0.00		0.00	0.00			0.00	0.00
4.3	Panel Light/Downlight, 12watts, 6500k color temperature, 110 lumen/w, 180-305vac, 60hz, at least 40,000 hours design life min.		53	sets		0.00		0.00	0.00			0.00	0.00
4.4	Emergency Light, 2x3-5W min. LED, 220V, sealed LED acid battery		6	sets		0.00		0.00	0.00			0.00	0.00
4.7	Entrance/Exit Light 3-5watts (minimum) LED, 220VAC,		7	sets		0.00		0.00	0.00			0.00	0.00
4.8	Single convenience outlet, 3 prong, parallel slot with ground, 15a, 2P, 230v		17	sets		0.00		0.00	0.00			0.00	0.00
4.9	Duplex convenience outlet, 3 prong, parallel slot with ground, 15a, 2P, 230v		17	sets		0.00		0.00	0.00			0.00	0.00
4.10	Pop-up duplex convenience outlet, 3 prong, parallel slot with ground, 15a, 2P, 230v		8	sets		0.00		0.00	0.00			0.00	0.00
4.11	Fabricated Pop-up outlet for Data and Speaker		9	sets		0.00		0.00	0.00			0.00	0.00
4.12	Wall mounted data cabinet with Hub and POE for pop-up data and speaker and other accessories needed		1	lot		0.00		0.00	0.00			0.00	0.00
4.13	Two gang, switch, single pole, 15A, 250V, flush type (National/Panasonic Brand)		7	sets		0.00		0.00	0.00			0.00	0.00
5.0	Supply, delivery and installation of Industrial Exhaust Fans												
5.1	Industrial Exhaust Fan 36" diameter fan, 600RPM, 1.5 HP motor with outlet rainhood		4	sets		0.00		0.00	0.00			0.00	0.00
5.2	Wall Exhaust Fan 12" diameter fan, 1,400RPM, 40W motor with automatic shutter and grille		4	sets		0.00		0.00	0.00			0.00	0.00
6.0	Supply, delivery of reserve lighting devices												
6.1	High Bay, 200watts, 6500k color temperature, 130 lumen/w, 100-305 vac, 50,000 hours design life		3	Sets		0.00		0.00	0.00			0.00	0.00
6.2	Floodlight, 150watts, 6500k color temperature, 120 lumen/w, 100-305vac, 60hz, 50,000 hours design life		3	Sets		0.00		0.00	0.00			0.00	0.00
6.3	Panel Light/Downlight, 12watts, 6500k color temperature, 110 lumen/w, 180-305vac, 60hz, atleast 40,000 hours design life min.		10	Sets		0.00		0.00	0.00			0.00	0.00

ITEM NO.	DESCRIPTION	QTY	UNIT	MATERIALS		LABOR & EQPT		TOTAL MAT'L, LABOR AND EQPT COST	MOB. / DEMOB.	MARK-UP	VAT	TOTAL COST
				UNIT COST	AMOUNT	UNIT COST	AMOUNT					
7.0	Circuit Breakers & PanelBoard											
7.1	ECB 350A, 3P, 230VAC, 50kAIC min, 60Hz	1	Set		0.00		0.00	0.00			0.00	0.00
	Nema 3R, surface Mounted, Industrial Type, w/ grounding terminal block, powder coated gray paint											
7.2	Kilowatt-Hour Meter, GEKV2C, (Class 20/200), 3P, 230VAC with current transformer (CT) Ratio 350:5	1	Set		0.00		0.00	0.00			0.00	0.00
7.3	Concrete Encasement 3-80mmØ IMC Pipe (Service entrance to MDP)	1	Lot		0.00		0.00	0.00			0.00	0.00
7.4	MDP	1	Assy.		0.00		0.00	0.00			0.00	0.00
	Main: 350A, 3P, 230V, 50kAIC min, 60Hz											
	Branches: 1-300A, 3P, 230V, 50kAIC min., 60Hz											
	1- 50A, 3P, 230V, 18kAIC min., 60Hz											
	1- 50A, 3P, 230V, 18kAIC min., 60Hz											
	Nema 1, surface Mounted, Industrial Type, w/ grounding terminal block, powder coated gray paint											
7.5	PP-A/C	1	Assy.		0.00		0.00	0.00			0.00	0.00
	Main: 300A, 3P, 230V, 50kAIC min., 60Hz											
	Branches: 2- 150A, 3P, 230V, 50kAIC min., 60Hz											
	18- 20A, 2P, 230V, 10kAIC min., 60Hz											
	Nema 1, surface Mounted, Industrial Type, w/ grounding terminal block, powder coated gray paint											
7.6	ELPP	1	Assy.		0.00		0.00	0.00			0.00	0.00
	Main: 50A, 3P, 230V, 18kAIC min., 60Hz											
	Branches: 2-30A, 2P, 230V, 18kAIC min., 60Hz											
	8-20A, 2P, 230V, 10kAIC min., 60Hz											
	2- SPACE, 2P, 230V											
	Nema 1, surface Mounted, Industrial Type, w/ grounding terminal block, powder coated gray paint											
8.0	FIRE DETECTION & ALARM SYSTEM (FDAS)											
8.1	Fire Detection Alarm System Equipment/ Devices	1	assy		0.00		0.00	0.00			0.00	0.00
	Fire Alarm Control Panel, Conventional, 2 zones, 2-12VDC battery pack, 7.2AH, complete with standard accessories and essential wiring system											
8.2	Conventional Smoke Detector with base	3	sets		0.00		0.00	0.00			0.00	0.00
8.3	Conventional Beam Smoke Detector with base	3	sets		0.00		0.00	0.00			0.00	0.00
8.4	Reflector/Receiver	3	set		0.00		0.00	0.00			0.00	0.00
8.5	Conventional Manual Pull Station with break glass	2	sets		0.00		0.00	0.00			0.00	0.00
8.6	Conventional Horn with Strobelight	2	sets		0.00		0.00	0.00			0.00	0.00
8.7	Power Supply Charger 10A, 24Volts with back-up batteries	1	Lot		0.00		0.00	0.00			0.00	0.00
8.8	Wires / Cable Devices											
8.8.1	TF#14 Twisted wire	110	lm		0.00		0.00	0.00			0.00	0.00

ITEM NO.	DESCRIPTION	QTY	UNIT	MATERIALS		LABOR & EQPT		TOTAL MAT'L, LABOR AND EQPT COST	MOB. / DEMOB.	MARK-UP	VAT	TOTAL COST
				UNIT COST	AMOUNT	UNIT COST	AMOUNT					
8.8.2	3.5mm2 THHN/ THWN stranded wire, Lead Free	15	lm		0.00		0.00	0.00			0.00	0.00
8.9	Conduits and Fittings											
8.9.1	20mmØ IMC Pipe	40	ln		0.00		0.00	0.00			0.00	0.00
8.9.2	20mmØ Flexible Metal Conduit	15	m		0.00		0.00	0.00			0.00	0.00
8.9.3	20mmØ IMC Adapter with Lock Nut and Bushing	1	lot		0.00		0.00	0.00			0.00	0.00
8.9.4	20 mm Ø FMC Straight Connector with Locknut Bushing	1	lot		0.00		0.00	0.00			0.00	0.00
8.10	Boxes with covers, Ga.# 16, Metal											
8.10.1	Utility Box (4X2) Deep Type , 2" x 4", steel sheet gauge 16	2	ea		0.00		0.00	0.00			0.00	0.00
8.10.2	steel sheet gauge 16 Junction Box w/ plate cover	11	ea		0.00		0.00	0.00			0.00	0.00
8.11	Conduit support / Hangers, boxes, miscellaneous items and other consumable materialsneeded to complete the project.	1	lot		0.00		0.00	0.00			0.00	0.00
8.12	Programming,Testing, Commissioning and Configuration	1	lot		0.00		0.00	0.00			0.00	0.00
9.0	Miscellaneous Items											
9.1	Supply and installation of miscellaneous and consumable materials such as but not limited to the following:	1	lot		0.00		0.00	0.00			0.00	0.00
	a. Electrical Tape, mica tube, screw, bolts & nuts, fittings, clamps, and the like materials											
	b. Other electrical related device and accessories.											
10.0	MERALCO Account Application											
	Meralco application of the new meter account for the wellness facility including all permits and other documents necessary	1	lot		0.00		0.00	0.00			0.00	0.00
11.0	Incidental Works and Material											
	Supply and installation of incidental works and materials needed to complete the project	1	lot		0.00		0.00	0.00			0.00	0.00
	SUBTOTAL VII											-
TOTAL PROJECT COST												0.00

ABC is P25,000,000.00. Any bid with financial component exceeding this amount shall be considered non-responsive.

GENERAL CONDITIONS:

1. For uniformity and evaluation purposes, a bidder shall adhere to the herein prescribed format of BOQ, specifically in the formula for computation, given quantity and exclusive pay items. Any deviation from the format shall be a ground for disqualification of bid.
2. Fill out all required items/field in the BOQ. Failure to indicate any of the following shall mean outright disqualification since bid is considered Non-responsive:
 - a) if item is given for free, indicate zero (0)
 - b) If the item is not applicable, indicate N/A
3. Bidder are not allowed to include any pay items that were not indicated in the form supplied Bill of Quantities. In instances where necessary work items are inadvertently left out in BOQ Form, a bidder should make a written query to the Bids and Awards Committee so that the same shall be addressed in the Bid Bulletin which will be issued to all participating bidders.
4. Bidders shall include in the detailed estimate the breakdown of materials & labor for quantities specified in **LOT, SQ.M** (unit of measure) in BOQ
5. All documents must be signed, and each and every page thereof must be initialed by the duly authorized representative/s of the Bidder
6. Mark-up shall include the following:
 - 6.1 Overhead expenses such as office expenses, supervision, transportation allowances, and financing costs (Premium on CARI, Bid Security, Performance Security, Surety for advance payment, Warranty bond)
 - 6.2 Contingencies, Miscellaneous Expenses and Contractor's Profit margin
7. It is the responsibility of the Bidder to check the arithmetical computation provided herein.

Submitted by: _____
(Name of Bidder / Company Name)

Prepared by: _____
(Company Representative - Signature over printed name)

Address: _____

Telephone #: _____

Date: _____

Section IX. Checklist of Technical and Financial Documents

Checklist of Technical and Financial Documents

I. TECHNICAL COMPONENT ENVELOPE

Class “A” Documents

Legal Documents

- ☐ (a) Valid PhilGEPS Certificate of Platinum Registration and Membership (Platinum Membership) (all pages);

Technical Documents

- ☐ (b) Statement of the prospective bidder of all its ongoing government and private contracts, including contracts awarded but not yet started, if any, whether similar or not similar in nature and complexity to the contract to be bid; **and**
- ☐ (c) Statement of the bidder’s Single Largest Completed Contract (SLCC) similar to the contract to be bid, except under conditions provided for in Sections 23.4.1.3 and 23.4.2.4 of the 2016 revised IRR of RA No. 9184, within five (5) years period prior to the submission and opening of Bids; **and**
- ☐ (d) Philippine Contractors Accreditation Board (PCAB) License;
or
Special PCAB License in case of Joint Ventures;
and registration for the type and cost of the contract to be bid; **and**
- ☐ (e) Original copy of Bid Security. If in the form of a Surety Bond, submit also a certification issued by the Insurance Commission;
or
Original copy of Notarized Bid Securing Declaration; **and**
- ☐ (f) **Project Requirements, which shall include the following:**
- ☐ a. Organizational chart for the contract to be bid;
- ☐ b. List of contractor’s key personnel (*e.g.*, Project Manager, Project Engineers, Materials Engineers, and Foremen), to be assigned to the contract to be bid, with their complete qualification and experience data;
- ☐ c. List of contractor’s major equipment units, which are owned, leased, and/or under purchase agreements, supported by proof of ownership or certification of availability of equipment from the equipment lessor/vendor for the duration of the project, as the case may be; **and**
- ☐ (g) Original duly signed Omnibus Sworn Statement (OSS);
and if applicable, Original Notarized Secretary’s Certificate in case of a corporation, partnership, or cooperative; or Original Special Power of Attorney of all members of the joint venture giving full power and authority to its officer to sign the OSS and do acts to represent the Bidder.

Financial Documents

- ☐ (h) The prospective bidder’s audited financial statements, showing, among others, the prospective bidder’s total and current assets and liabilities, stamped “received” by the BIR or its duly accredited and authorized institutions, for the preceding calendar year which should not be earlier than two (2) years from the date of bid submission; **and**
- ☐ (i) The prospective bidder’s computation of Net Financial Contracting Capacity (NFCC).

Class “B” Documents

- ☐ (j) If applicable, duly signed joint venture agreement (JVA) in accordance with RA No. 4566 and its IRR in case the joint venture is already in existence;
or
duly notarized statements from all the potential joint venture partners stating that they will enter into and abide by the provisions of the JVA in the instance that the bid is successful.

II. FINANCIAL COMPONENT ENVELOPE

- ☐ (k) Original of duly signed and accomplished Financial Bid Form; **and**

Other documentary requirements under RA No. 9184

- ☐ (l) Original of duly signed Bid Prices in the Bill of Quantities; **and**
☐ (m) Duly accomplished Detailed Estimates Form, including a summary sheet indicating the unit prices of construction materials, labor rates, and equipment rentals used in coming up with the Bid; **and**
☐ (n) Cash Flow by Quarter.

IMPORTANT REMINDERS

- A) Each and every page of the Bid Forms, under Section VIII: Checklist of Technical and Financial Documents hereof, shall be signed by the duly authorized representative/s of the Bidder. Failure to do so shall be a ground for the rejection of the bid.
- B) Any interlineations, erasures, or overwriting shall be valid only if they are signed or initialed by the duly authorized representative/s of the Bidder.
- C) Bid documents shall be compiled in a folder/binder with the Annexes properly labeled with tabs/separators.
- D) Bidders shall submit their bids through their duly authorized representative enclosed in separate sealed envelopes, which shall be submitted simultaneously:
- a) The first three individually sealed envelopes shall contain the folder/binder of the Eligibility Requirements and Technical Component of the bid; prepared in three copies labeled as follows:
- Envelop (1): ORIGINAL – Eligibility Requirements and Technical Component
Envelop (2): COPY1 – Eligibility Requirements and Technical Component
Envelop (3): COPY2 – Eligibility Requirements and Technical Component
- b) The next three individually sealed envelopes shall contain the folder/binder of the Financial Component of the bid; prepared in three copies labeled as follows:
- Envelop (4): ORIGINAL – Financial Component
Envelop (5): COPY1 – Financial Component
Envelop (6): COPY2 – Financial Component
- c) Bidders shall enclose, seal and mark the following:
- Envelop (7): Envelope (1) and Envelope (4) enclosed in one sealed envelope marked “ORIGINAL–BID”
- Envelop (8): Envelope (2) and Envelope (5) enclosed in one sealed envelope marked “COPY1–BID”

Envelop (9): Envelope (3) and Envelope (6) enclosed in one sealed envelope marked “COPY2–BID”

- d) Envelopes (7) to (9) shall then be enclosed in a single sealed, signed final/outer envelope/package/box
- e) All envelopes (Envelopes (1) to (9) and the final/outer envelope/package/box) shall indicate the following:
 - addressed to the Procuring Entity’s BAC
 - name and address of the Bidder in capital letters
 - name of the contract/project to be bid in capital letters
 - bear the specific identification/reference code of this bidding process
 - bear a warning “DO NOT OPEN BEFORE...” the date and time for the opening of bids

THE CHAIRPERSON

BIDS AND AWARDS COMMITTEE

2ND FLOOR, SSS MAIN BUILDING

EAST AVENUE, DILIMAN, QUEZON CITY

NAME OF BIDDER : _____

ADDRESS : _____

- E) Bids submitted after the deadline shall only be marked for recording purpose, shall not be included in the opening of bids, and shall be returned to the bidder unopened.

efl

FORMS

Bid Form for the Procurement of Infrastructure Projects

BID FORM

CONSTRUCTION OF SSS WELLNESS FACILITY
(MULTI-PURPOSE GYM)
(RE-ADVERTISEMENT)

Date: _____

Project Identification No.: ITB-SSS-CIVIL-2025-007

To: SOCIAL SECURITY SYSTEM
East Avenue, Diliman, Quezon City

Having examined the Philippine Bidding Documents (PBDs) including the Supplemental or Bid Bulletin Numbers [insert numbers], the receipt of which is hereby duly acknowledged, we, the undersigned, declare that:

- a. We have no reservation to the PBDs, including the Supplemental or Bid Bulletins, for the Procurement Project: Construction of SSS Wellness Facility (MULTI-PURPOSE Gym) (Re-Advertisement);
- b. We offer to execute the Works for this Contract in accordance with the PBDs;
- c. The total price of our Bid in words and figures, excluding any discounts offered below is: (insert information);
- d. The discounts offered and the methodology for their application are: (insert information);
- e. The total bid price includes the cost of all taxes, such as, but not limited to: [specify the applicable taxes, e.g. (i) value added tax (VAT), (ii) income tax, (iii) local taxes, and (iv) other fiscal levies and duties], which are itemized herein and reflected in the detailed estimates,
- f. Our Bid shall be valid within the period stated in the PBDs, and it shall remain binding upon us at any time before the expiration of that period;
- g. If our Bid is accepted, we commit to obtain a Performance Security in the amount of [insert percentage amount] percent of the Contract Price for the due performance of the Contract, or a Performance Securing Declaration in lieu of the allowable forms of Performance Security, subject to the terms and conditions of issued GPPB guidelines for this purpose;
- h. We are not participating, as Bidders, in more than one Bid in this bidding process, other than alternative offers in accordance with the Bidding Documents;
- i. We understand that this Bid, together with your written acceptance thereof included in your notification of award, shall constitute a binding contract between us, until a formal Contract is prepared and executed; and
- j. We understand that you are not bound to accept the Lowest Calculated Bid or any other Bid that you may receive.

efl

- k. We likewise certify/conform that the undersigned, is the duly authorized representative of the bidder, and granted full power and authority to do, execute and perform any and all acts necessary to participate, submit the bid, and to sign and execute the ensuing contract for the **Construction of SSS Wellness Facility (MULTI-PURPOSE Gym) (Re-Advertisement)** of the SSS.

- l. We acknowledge that failure to sign each and every page of this Bid Form, including the Bill of Quantities, shall be a ground for the rejection of our bid.

Name: _____

Legal capacity: _____

Signature: _____

Duly authorized to sign the Bid for and behalf of _____

Date: _____

GPPB Resolution No. 16-2020, dated 16 September 2020

Bid Securing Declaration Form

REPUBLIC OF THE PHILIPPINES) CITY OF _____) S.S.

BID SECURING DECLARATION

CONSTRUCTION OF SSS WELLNESS FACILITY
(MULTI-PURPOSE GYM) (RE-ADVERTISEMENT)
Project Identification No.: ITB-SSS-CIVIL-2025-007

To: **SOCIAL SECURITY SYSTEM**

I/We, the undersigned, declare that:

- 1. I/We understand that, according to your conditions, bids must be supported by a Bid Security, which may be in the form of a Bid Securing Declaration.
- 2. I/We accept that: (a) I/we will be automatically disqualified from bidding for any procurement contract with any procuring entity for a period of two (2) years upon receipt of your Blacklisting Order; and, (b) I/we will pay the applicable fine provided under Section 6 of the Guidelines on the Use of Bid Securing Declaration, within fifteen (15) days from receipt of the written demand by the procuring entity for the commission of acts resulting to the enforcement of the bid securing declaration under Sections 23.1(b), 34.2, 40.1 and 69.1, except 69.1(f), of the IRR of RA No. 9184; without prejudice to other legal action the government may undertake.
- 3. I/We understand that this Bid Securing Declaration shall cease to be valid on the following circumstances:
 - a. Upon expiration of the bid validity period, or any extension thereof pursuant to your request;
 - b. I am/we are declared ineligible or post-disqualified upon receipt of your notice to such effect, and (i) I/we failed to timely file a request for reconsideration or (ii) I/we filed a waiver to avail of said right; and
 - c. I am/we are declared the bidder with the Lowest Calculated Responsive Bid, and I/we have furnished the performance security and signed the Contract.

IN WITNESS WHEREOF, I/We have hereunto set my/our hand/s this ____ day of [month] [year] at [place of execution].

[Insert NAME OF BIDDER OR ITS AUTHORIZED REPRESENTATIVE]
[Insert signatory's legal capacity] Affiant

[Jurat]

[Format shall be based on the latest Rules on Notarial Practice]

efl

**Contract Agreement Form for the
Procurement of Infrastructure Projects (Revised)**

*[not required to be submitted with the Bid, but it shall be submitted within ten (10) days
after receiving the Notice of Award]*

CONTRACT AGREEMENT

**CONSTRUCTION OF SSS WELLNESS FACILITY
(MULTI-PURPOSE GYM) (RE-ADVERTISEMENT)
ITB-SSS-CIVIL-2025-007**

THIS AGREEMENT made between:

SOCIAL SECURITY SYSTEM, a government-owned and controlled corporation created pursuant to Republic Act No. 11199, with principal office address at SSS Building, East Avenue, Diliman, Quezon City, represented herein by its Approving Authority and (Position of Approving Authority), (Name of Approving Authority) and (Position of Signatory), (Name of signatory), duly authorized pursuant to Administrative Order _____, _____ (pertaining to Approving Authority) (Annex “A”) and Office Order _____, _____ (Annex “B”) (pertaining to signatories), hereinafter referred to as the “SSS”;

- a n d -

(NAME OF CONTRACTOR), of legal age, Filipino, single/married, with principal address at _____, hereinafter referred to as the “Contractor”.

If corporation

(NAME OF CONTRACTOR), a corporation duly created and existing pursuant to the laws of the Republic of the Philippines, with principal office address at _____, represented herein by its (Position of Signatory), (Name of Signatory), duly authorized pursuant to _____, _____, hereinafter referred to as the “Contractor”.

WHEREAS, the Entity is desirous that the Contractor execute [name and identification number of contract] (hereinafter called “the Works”) and the Entity has accepted the Bid for [contract price in words and figures in specified currency] by the Contractor for the execution and completion of such Works and the remedying of any defects therein.

NOW THIS AGREEMENT WITNESSETH AS FOLLOWS:

1. In this Agreement words and expressions shall have the same meanings as are respectively assigned to them in the Conditions of Contract referred to.
2. The following documents as required by the 2016 revised Implementing Rules and Regulations of Republic Act No. 9184 shall be deemed to form and be read and construed as integral part of this Agreement, viz.:

efl

- a. Philippine Bidding Documents (PBDs);
 - i. Drawings/Plans;
 - ii. Specifications;
 - iii. Bill of Quantities;
 - iv. General and Special Conditions of Contract;
 - v. Supplemental or Bid Bulletins, if any
- b. Contractor’s bidder’s bid, including the Eligibility requirements, Technical and Financial Proposals, and all other documents or statements submitted;

Bid form, including all the documents/statements contained in the Bidder’s bidding envelopes, as annexes, and all other documents submitted (*e.g.*, Bidder’s response to request for clarifications on the bid), including corrections to the bid, if any, resulting from the Procuring Entity’s bid evaluation;

- c. Performance Security;
- d. Notice of Award of Contract; and the Bidder’s conforme thereto; and
- e. Other contract documents that may be required by existing laws and/or the Procuring Entity concerned in the PBDs. **Winning bidder agrees that additional contract documents or information prescribed by the GPPB that are subsequently required for submission after the contract execution, such as the Notice to Proceed, Variation Orders, and Warranty Security, shall likewise form part of the Contract.**

- 3. In consideration for the sum of *[total contract price in words and figures]* or such other sums as may be ascertained, *[Named of the bidder]* agrees to *[state the object of the contract]* in accordance with his/her/its Bid.
- 4. The SSS agrees to pay the above-mentioned sum in accordance with the terms of the Bidding.

IN WITNESS whereof the parties hereto have caused this Agreement to be executed in accordance with the laws of the Republic of the Philippines on the day and year first above written.

<div data-bbox="310 1721 659 1761" data-label="Text"> <p><i>[Insert Name and Signature]</i></p> </div> <div data-bbox="276 1796 704 1871" data-label="Text"> <p><i>[Insert Signatory’s Legal Capacity]</i> for:</p> </div> <div data-bbox="341 1903 397 1938" data-label="Text"> <p>SSS</p> </div>	<div data-bbox="920 1721 1269 1761" data-label="Text"> <p><i>[Insert Name and Signature]</i></p> </div> <div data-bbox="867 1796 1297 1901" data-label="Text"> <p><i>[Insert Signatory’s Legal Capacity]</i> for:</p> </div> <div data-bbox="937 1931 1250 1971" data-label="Text"> <p><i>[Insert Name of Supplier]</i></p> </div>
--	--

(In case of double acknowledgment)

efl

SIGNED IN THE PRESENCE OF:

(Name of Certifying officer as to availability of funds)
(Position of Certifying Officer)
(Department/Office of Certifying Officer)

FUNDS AVAILABLE:

APP No.: _____

FIRST ACKNOWLEDGMENT

Republic of the Philippines)
_____) S.S.

BEFORE ME, a Notary Public for and in _____, Philippines, on this _____ day of _____ personally appeared:

Name	Competent Evidence of Identity	Date/Place of Issue

known to me to be the same person who executed the foregoing Agreement, consisting of _____ (____) pages, including this page and excluding annexes, and he/she/they acknowledged to me that the same is his/her/their free and voluntary act and deed as well as the free and voluntary act and deed of the principal he/she /they represent/s in this instance.

WITNESS MY HAND AND SEAL on the date and place first above written.

Doc. No. _____;
Page No. _____;
Book No. _____;
Series of 20____.

efl

SIGNED IN THE PRESENCE OF:

SECOND ACKNOWLEDGMENT

Republic of the Philippines)
_____) S.S.

BEFORE ME, a Notary Public for and in _____, Philippines, on this _____ day of _____ personally appeared:

Name	Competent Evidence of Identity	Date/Place of Issue

known to me to be the same person who executed the foregoing Agreement, consisting of _____ (____) pages, including this page and excluding annexes, and he/she/they acknowledged to me that the same is his/her/their free and voluntary act and deed (if corporation to include succeeding phrase) as well as the free and voluntary act and deed of the principal he/she /they represent/s in this instance.

WITNESS MY HAND AND SEAL on the date and place first above written.

Doc. No. _____;
Page No. _____;
Book No. _____;
Series of 20____.

GPPB Resolution No. 16-2020, dated 16 September 2020

efl

Omnibus Sworn Statement (Revised)

REPUBLIC OF THE PHILIPPINES)
CITY/MUNICIPALITY OF _____) S.S.

AFFIDAVIT

I, *[Name of Affiant]*, of legal age, *[Civil Status]*, *[Nationality]*, and residing at *[Address of Affiant]*, after having been duly sworn in accordance with law, do hereby depose and state that:

1. **Select one, delete the other:**

[If a sole proprietorship:] I am the sole proprietor or authorized representative of *[Name of Bidder]* with office address at *[address of Bidder]*;

[If a partnership, corporation, cooperative, or joint venture:] I am the duly authorized and designated representative of *[Name of Bidder]* with office address at *[address of Bidder]*;

2. **Select one, delete the other:**

[If a sole proprietorship:] As the owner and sole proprietor, or authorized representative of *[Name of Bidder]*, I have full power and authority to do, execute and perform any and all acts necessary to participate, submit the bid, and to sign and execute the ensuing contract for **CONSTRUCTION OF SSS WELLNESS FACILITY (MULTI-PURPOSE GYM) (RE-ADVERTISEMENT)** of the **SOCIAL SECURITY SYSTEM** as shown in the attached duly notarized Special Power of Attorney;

[If a partnership, corporation, cooperative, or joint venture:] I am granted full power and authority to do, execute and perform any and all acts necessary to participate, submit the bid, and to sign and execute the ensuing contract for **CONSTRUCTION OF SSS WELLNESS FACILITY (MULTI-PURPOSE GYM) (RE-ADVERTISEMENT)** of the **SOCIAL SECURITY SYSTEM**, as shown in the attached [state title of attached documents showing proof of authorization (e.g., duly notarized Secretary’s Certificate, Board/Partnership Resolution, or Special Power of Attorney, whichever is applicable);];

3. *[insert Name of Bidder]* is not “blacklisted” or barred from bidding by the Government of the Philippines or any of its agencies, offices, corporations, or Local Government Units, foreign government/foreign or international financing institution whose blacklisting rules have been recognized by the Government Procurement Policy Board, **by itself or by relation, membership, association, affiliation, or controlling interest with another blacklisted person or entity as defined and provided for in the Uniform Guidelines on Blacklisting;**

4. Each of the documents submitted in satisfaction of the bidding requirements is an authentic copy of the original, complete, and all statements and information provided therein are true and correct;

5. *[insert Name of Bidder]* is authorizing the Head of the Procuring Entity or its duly authorized representative(s) to verify all the documents submitted;

6. **Select one, delete the rest:**

[If a sole proprietorship:] The owner or sole proprietor is not related to the **Head of the Procuring Entity, Procurement Agent if engaged, members of the Bids and Awards Committee (BAC), the Technical Working Group, and the BAC Secretariat, the head of the Project Management Office or the end-user unit,** and the project consultants by consanguinity or affinity up to the third civil degree;

efl

[If a partnership or cooperative:] None of the officers and members of *[Name of Bidder]* is related to the Head of the Procuring Entity, members of the Bids and Awards Committee (BAC), the Technical Working Group, and the BAC Secretariat, the head of the Project Management Office or the end-user unit, and the project consultants by consanguinity or affinity up to the third civil degree;

[If a corporation or joint venture:] None of the officers, directors, and controlling stockholders of *[Name of Bidder]* is related to the Head of the Procuring Entity, members of the Bids and Awards Committee (BAC), the Technical Working Group, and the BAC Secretariat, the head of the Project Management Office or the end-user unit, and the project consultants by consanguinity or affinity up to the third civil degree;

7. *[insert Name of Bidder]* complies with existing labor laws and standards; and
8. *[insert Name of Bidder]* is aware of and has undertaken the responsibilities as a Bidder in compliance with the Philippine Bidding Documents, which includes:
 - a) Carefully examining all of the Bidding Documents;
 - b) Acknowledging all conditions, local or otherwise, affecting the implementation of the Contract;
 - c) Making an estimate of the facilities available and needed for the contract to be bid, if any; and
 - d) Inquiring or securing Supplemental/Bid Bulletin(s) issued for the *CONSTRUCTION OF SSS WELLNESS FACILITY (MULTI-PURPOSE GYM)*.
9. *[insert Name of Bidder]* did not give or pay directly or indirectly, any commission, amount, fee, or any form of consideration, pecuniary or otherwise, to any person or official, personnel or representative of the government in relation to any procurement project or activity.
10. **In case advance payment was made or given, failure to perform or deliver any of the obligations and undertakings in the contract shall be sufficient grounds to constitute criminal liability for Swindling (Estafa) or the commission of fraud with unfaithfulness or abuse of confidence through misappropriating or converting any payment received by a person or entity under an obligation involving the duty to deliver certain goods or services, to the prejudice of the public and the government of the Philippines pursuant to Article 315 of Act No. 3815 s.1930, as amended, or the Revised Penal Code.**

IN WITNESS WHEREOF, I have hereunto set my hand this ___ day of ___, 20__ at _____, Philippines.

[Insert NAME OF BIDDER OR ITS AUTHORIZED REPRESENTATIVE]

[Insert signatory's legal capacity]

Affiant

[Jurat]

[Format shall be based on the latest Rules on Notarial Practice]

GPPB Resolution No. 16-2020, dated 16 September 2020

efl

SECRETARY'S CERTIFICATE

I, <NAME OF CORPORATE SECRETARY>, of legal age, <Civil Status>, Filipino citizen and with business at <Company Address>, after being duly sworn, hereby depose and state that:

- 1. I am the Corporate Secretary of < insert COMPANY NAME>, a Corporation duly organized and existing under and by virtue of the laws of the Philippines, with principal office at < insert Office Address>.
- 2. As the Corporate Secretary, I have custody and access to the records of the Corporation.
- 3. I am familiar with the facts herein certified and duly authorized to certify the same.
- 4. I hereby certify that during a regular meeting of the Board of Directors of the Corporation held on <Date of Meeting>, at which meeting a quorum was present, the following Resolution/s was/were unanimously passed, approved and adopted:

- a) RESOLVED that < insert COMPANY NAME>, authorized and empowered the following to participate in the bidding for the CONSTRUCTION OF SSS WELLNESS FACILITY (MULTI-PURPOSE GYM) (RE-ADVERTISEMENT) of the SOCIAL SECURITY SYSTEM:

NAME POSITION/DESIGNATION SIGNATURE

- 1.
- 2.

- b) RESOLVED FURTHER that, if awarded the Contract, the following is/are granted full power and authority to enter into contract with the SOCIAL SECURITY SYSTEM:

NAME POSITION/DESIGNATION SIGNATURE

- 1.
- 2.

- c) RESOLVED FURTHERMORE that, the designated representative/s of the Corporation has/have the full power to perform any and all acts necessary and/or to represent the Corporation as fully and effectively as the Corporation might do if personally present, and hereby satisfying and confirming all the said representative/s shall lawfully do or cause to be done by virtue hereof.

IN WITNESS WHEREOF, I have hereunto set my hand this __ day of ____ at <CITY>.

NAME & SIGNATURE of Corporate Secretary

SUBSCRIBE AND SWORN to before me this __ day of ____ at <CITY>, affiant having exhibited to me his/her <Government Issued ID and details [issued by, date and place issued if applicable]).

Doc No. _____
Page No. _____
Book No. _____
Series of _____

efl

STATEMENT OF ALL ON-GOING GOVERNMENT AND PRIVATE CONTRACTS, INCLUDING CONTRACTS AWARDED BUT NOT YET STARTED, IF ANY, WHETHER SIMILAR OR NOT SIMILAR IN NATURE AND COMPLEXITY TO THE CONTRACT TO BE BID

Name of the contract	Owner’s Name and Address, Contact Person/s and Contact Details	Date of the contract (date of signing/ execution)	Nature of Work	Contractor’s Role (whether sole contractor, subcontractor, or partner in a JV) and percentage of participation	Total Contract Value at Award	Date of Completion or Estimated Completion Time	Total Contract Value at Completion, if applicable	Percentages of Planned and Actual accomplishments, if applicable	Value of Outstanding Works, if applicable
ON-GOING									
CONTRACTS AWARDED BUT NOT YET STARTED, IF ANY									

(Signature Over Printed Name)

Authorized Representative

STATEMENT OF SINGLE LARGEST COMPLETED CONTRACT SIMILAR TO THE PROJECT TO BE BID
EQUIVALENT TO AT LEAST 50% OF THE ABC

Name of the contract	Owner’s Name and Address, Contact Person/s and Contact Details	Date of the contract (date of signing/ execution)	Nature of Work	Contractor’s Role (whether sole contractor, subcontractor, or partner in a JV) and percentage of participation	Total Contract Value at Award	Date of Completion or Estimated Completion Time	Total Contract Value at Completion, if applicable	Percentages of Planned and Actual accomplishments, if applicable	Value of Outstanding Works, if applicable

(Signature Over Printed Name)

Authorized Representative

NOTE:

- 1. SLCC should be project without Non-Disclosure Agreement (NDA)
- 2. The statement of the Bidder’s SLCC shall be supported by the following:
 - Notice of Award and/or Notice to Proceed;
 - Project Owner’s Certificate of Final Acceptance issued by the Owner; or the Constructors Performance Evaluation System (CPES) Final Rating, which must be at least satisfactory.

Formula in the Computation of NFCC

CONSTRUCTION OF SSS WELLNESS FACILITY
(MULTI-PURPOSE GYM)
(RE-ADVERTISEMENT)
NAME OF PROJECT

NAME OF COMPANY

NFCC = 15 (Current Assets – Current Liabilities) – Value of All Outstanding Works under On-going Contracts including Awarded Contracts yet to be started)

YEAR	CURRENT ASSETS	CURRENT LIABILITIES
TOTAL		

Value of Outstanding Works under On-going Contracts:

CONTRACT DESCRIPTION	TOTAL CONTRACT AMOUNT AT AWARD	PERCENTAGE OF PLANNED AND ACTUAL ACCOMPLISHMENT	ESTIMATED COMPLETION TIME
TOTAL			

Use additional sheet/s, if necessary

FORMULA:

$$15 \quad \frac{\text{Current Assets} - \text{Current Liabilities}}{\text{Total Outstanding Works}} = \text{NFCC}$$

P _____
NFCC

Prepared and Submitted by:

Signature over Printed Name

HL

(Name of Bank)

COMMITTED LINE OF CREDIT CERTIFICATE

Date:

Social Security System (SSS)
SSS Main Building, East Avenue
Diliman, Quezon City

CONTRACT PROJECT :
COMPANY/FIRM :
ADDRESS :
BANK/FINANCING :
INSTITUTION :
ADDRESS :
AMOUNT :

This is to certify that the above Bank/Financing Institution with business address indicated above, commits to provide the (Supplier/Distributor/Manufacturer/Contractor), if awarded the above-mentioned Contract, a credit line in the amount specified above which shall be exclusively used to finance the performance of the above-mentioned contract subject to our terms, conditions and requirements.

The credit line shall be available within fifteen (15) calendar days after receipt by the (Supplier/Distributor/Manufacturer/Contractor) of the Notice of Award and such line of credit shall be maintained until issuance of Certificate of Acceptance by the Social Security System.

This Certification is being issued in favor of said (Supplier/Distributor/Manufacturer/Contractor) in connection with the bidding requirement of (Name of Procuring Entity) for the above-mentioned Contract. We are aware that any false statements issued by us make us liable for perjury.

The committed line of credit cannot be terminated or cancelled without the prior written approval of Social Security System.

Name and Signature of Authorized Financing Institution Office

Office Designation

Concurred by:

Name & Signature of (Supplier/Distributor/Manufacturer/Contractor) Authorized Representative

Official Designation

SUBSCRIBED AND SWORN TO BEFORE ME this day of at Philippines, Affiant exhibited to me his/her competent Evidence of Identity (as defines by the 2004 Rules on Notarial Practice issued on at , Philippines.

NOTARY PUBLIC

Doc No. :
Page No. :
Book No. :
Series of :

(Note: The amount committed should be machine validated in the Certificate itself)

efl

